



കേരള സർക്കാർ

www.health.kerala.gov.in

**COVID-19 OUTBREAK CONTROL AND PREVENTION STATE CELL
HEALTH&FAMILY WELFARE DEPARTMENT**

controlroomdhskerala@gmail.com

www.dhs.kerala.gov.in

Kerala HEALTH-COVID-19 DAILY VACCINATION BULLETIN

Date: 12/06/2022

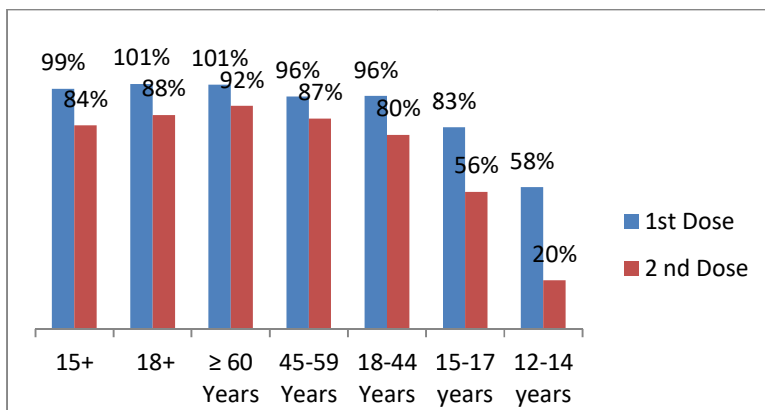
**OUR HEALTH OUR RESPONSIBILITY
VACCINE ADVISORY**

- *People who are vaccinated with Covid Vaccine are reported to have reduced Covid related ICU admissions, serious disease and death.*
- *Early vaccination is useful to safeguard our life from this deadly disease.*
- *Vaccination sessions are planned as per the availability of vaccine. All are requested to cooperate.*
- *After receiving the first dose, second dose of Covishield vaccine is to be taken between 12–16weeks and second dose of Covaxin between 4-6 weeks.*
- *Covid vaccination is currently available to all above 15 years. Children in 15-18 age group will get Covaxin.*
- *Health Staffs, Frontline workers and people above 60 years with co-morbidities will get precaution dose after 9 months or 39 weeks from the second dose. The Same vaccine administered as first and second dose is to be taken as precaution dose. People above 60 years with co-morbidities should take medical advice before receiving precaution dose.*
- *Vaccination is available free of cost in all Government covid vaccination centers, and at a nominal rate (as per the Gol order F.No.2079203/2021/Immunization) in selected private Hospitals.*
- ***ENSURE ALL YOUR ELIGIBLE FAMILY MEMBERS ARE PROTECTED BY RECEIVING ANY OF THE AVAILABLE COVID VACCINE.***
- ***“BOTH COVAXIN AND COVISHIELD ARE EQUALLY EFFECTIVE AND SAFE”***
- ***“BE FULLY PROTECTED – GET THE SECOND DOSE AT YOUR SCHEDULED TIME”***

ANALYSIS


COVID-19 mass vaccinations are showing signs of preventing illness and steep decline in cases and hospital admissions in countries which done vaccination. Kerala started its vaccination for health care workers from January 16, 2021. The COVID-19 Vaccines Operational Guidelines issued by the Ministry of Health and Family Welfare, Govt. of India, 28th December 2020 and all subsequent Guidelines issued by Ministry of Health and Family Welfare, Govt of India are followed at the sites and all vaccination lanes

Summary of COVID Vaccine Administered as on 12/06/2022 midnight



- 99%** of eligible population vaccinated with a single dose till June 12
- 84%** of eligible population vaccinated with double dose till June 12
- State has vaccinated about **83%** of children aged 15 - 17 years with a single dose

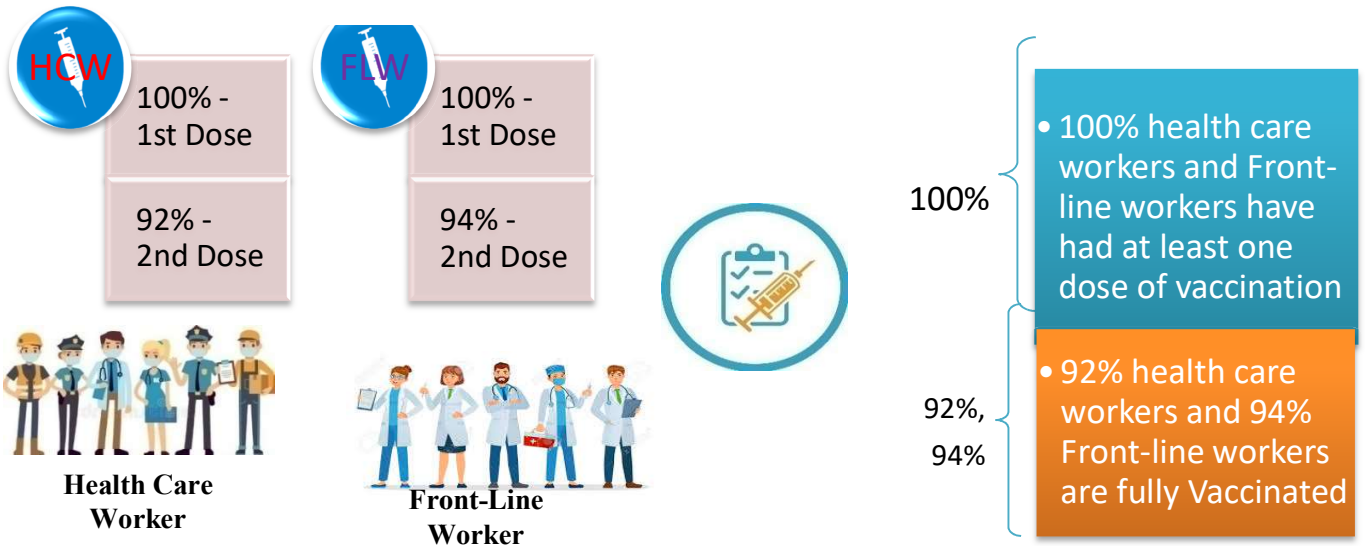
Time Line of Vaccination Coverage



Kerala began administration of COVID 19 Vaccines on 16th January, 2021. As of 12th June 2022, Kerala has administered over 55 million doses overall, including first and second doses of vaccines.


Over 99 per cent of the eligible population (15 + years) in Kerala has been administered the first dose of the Covid-19 vaccine. The state has achieved the target within 510 days since the beginning of the vaccination drive on January 16, 2021

Health Care Workers & Front-line Workers Vaccinated



Are You Vaccinated? You Still Need to Practice: SMS

- Even after vaccination, follow COVID appropriate behavior
- Practice Social Distancing and greet without physical contact
- Always wear clean face mask
- Wash your hands thoroughly and frequently or use hand sanitizer
- Follow the current COVID 19 guidelines to prevent further spread
- Stay Safe. Stay Strong. Get Vaccinated



Even After Getting Vaccinated Keep Taking Precautions to Protect Your Self



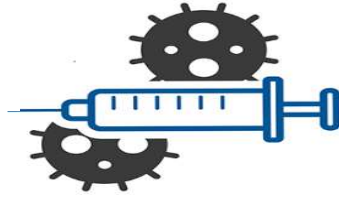
The Race Towards Full Vaccination - Weekly Trend

4th – 10th June 2022

Kerala Administered over

0.99 Lakh

COVID Vaccine Doses during 4th to 10th June, 2022



From 4th to 10th June 2022 on average

0.14 lakh doses were administered daily.

Average Doses Administered Per day per week (in 1000)



Trend in average per day vaccination (in 1000) for the last two weeks

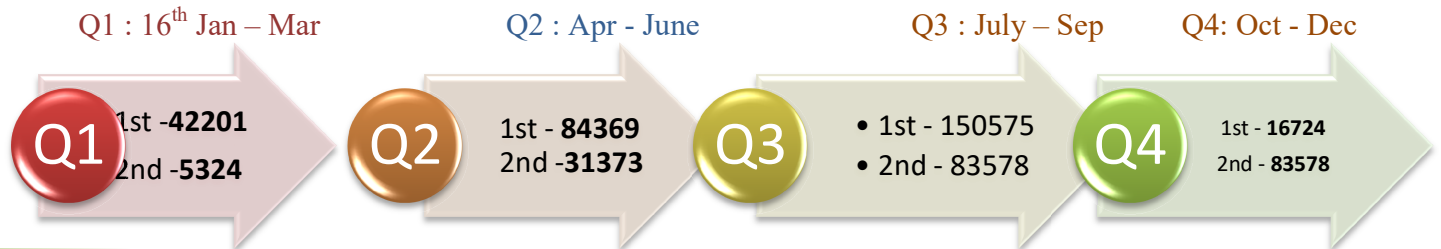


Race Against Time – Vaccination Quarterly Status

(Q1:16th Jan-Mar, Q2: Apr-June, Q3: July-Sep, Q4: Oct - Dec)

Daily Average Doses Administered per Quarter

In the first Quarter, only 42201 first doses and 5324 second doses were administered daily on average. During the second, third and fourth quarters, the daily vaccination of the first and second doses increased significantly.



Vaccination Achievement per Quarter

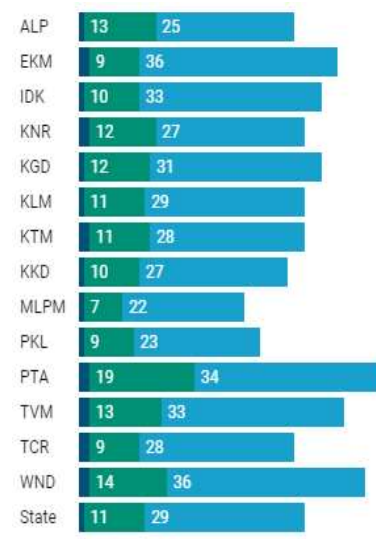
In the third quarter of the immunization drive, 52% of the eligible population (18 + age) in Kerala were given the first dose and 29% the second dose.

■ Q1 ■ Q2 ■ Q3

First Dose

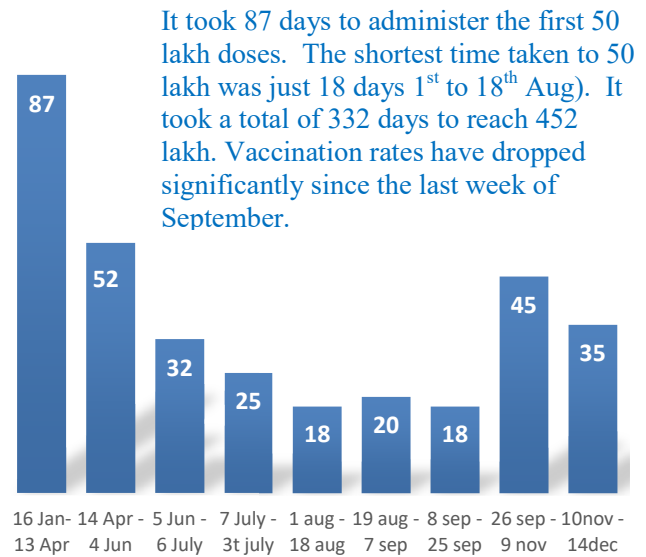


Second Dose



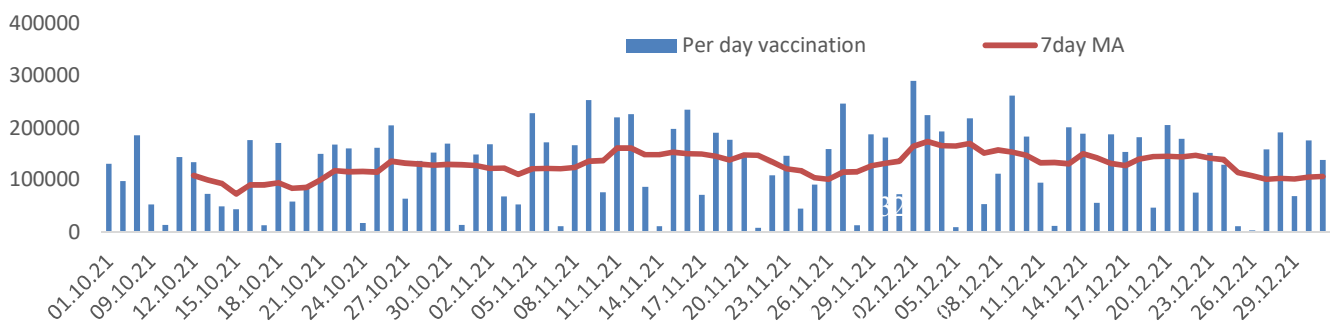
Dose Progression

The chart shows the days taken for total COVID-19 Vaccination doses (both first and second) in Kerala to cross every 50 lakh dose mark



Vaccine Administered per Day and 7 days Moving Average in Last Quarter (Oct -Dec)

The seven-day moving average of daily doses in the last quarter showed a peak on December 2nd and continued to fluctuate thereafter



Important Message to the Public

- a. *Infection or infection rate is only a part and disease manifestation of disease is to be monitored*
- b. *Fatality among vaccinated people is very less. Disease severity among vaccinated people is less.*
- c. *People with comorbidity should be careful. Once detected covid positive they should get admitted and do not stay at home.*
- d. *Death among non-vaccinated people, especially people with comorbidity is because of late arrival in hospitals*
- e. *Diabetes and Hypertension together is the most common cause of patient death if they arrive late.*
- f. *Vaccinated people, only if symptomatic are advised to consult Doctor.*
- g. *Non Vaccinated people, if symptomatic, may do RTPCR test*
- h. *Antigen testing is only for emergency purpose*
- i. *Non vaccinated people with co-morbidities to do testing by RTPCR and consult doctor*
- j. *Repeat RTPCR is not needed among the people who are detected COVID positive in the previous 2 months*
- k. *All young person detected positive and at home isolation should do glucose test*

TABLE1.Total Vaccination done in the State as on 12/06/2022 midnight

State Summary (15+ years)-Total doses administered till 13/06/2022 at 12 AM								
District	Target	First Dose	Percent age	Second Dose	Percentage*	Precaution Dose	Percentage	Total doses administered
Alappuzha	1829568	1733389	95%	1603100	88%	158734	27%	34,95,223
Ernakulam	3217878	3293615	102%	2778909	86%	216690	21%	62,89,214
Idukki	950762	957601	101%	797885	84%	40724	13%	17,96,210
Kannur	2100307	2156165	103%	1893676	90%	137449	21%	41,87,290
Kasaragod	1092141	1046419	96%	865785	79%	45726	12%	19,57,930
Kollam	2268371	2220331	98%	1911924	84%	141898	21%	42,74,153
Kottayam	1704500	1670674	98%	1462140	86%	131717	23%	32,64,531
Kozhikode	2746273	2663138	97%	2196819	80%	125059	16%	49,85,016
Malappuram	3386535	3361575	99%	2636381	78%	103143	14%	61,01,099
Palakkad	2349082	2320339	99%	2001823	85%	140232	25%	44,62,394
Pathanamthitta	1118564	1153940	103%	978901	88%	128892	27%	22,61,733
Thiruvananthapuram	2914006	2882905	99%	2479670	85%	224924	21%	55,87,499
Thrissur	2767777	2637495	95%	2427741	88%	224729	28%	52,89,965
Wayanad	716933	743523	104%	638952	89%	37341	13%	14,19,816
Grand Total	29,162,697	2,88,41,109	99%	2,46,73,706	84%	18,57,258	21%	5,53,72,073

TABLE2.Covid-19 Vaccination Center Functional in the State as on 12/06/2022 midnight(13/06/2022 12AM)

DISTRICTS	12+	15+	18+	Total
Alappuzha	0	0	1	1
Ernakulam	1	0	8	9
Idukki	0	0	0	0
Kannur	0	0	3	3
Kasaragod	0	0	2	2
Kollam	0	0	9	9
Kottayam	2	0	1	3
Kozhikode	0	0	2	2
Malappuram	0	0	1	1
Palakkad	1	0	2	3
Pathanamthitta	0	0	1	1
Thiruvananthapuram	1	0	9	10
Thrissur	2	1	10	13
Wayanad	0	0	0	0
GrandTotal	7	1	49	57

TABLE3. Health Care Workers Coverage as on 12/06/2022 midnight

<i>DISTRICT</i>	<i>1st DOSE</i>	<i>2nd Dose</i>	<i>% fully vaccinated</i>	<i>Precaution dose</i>	<i>Precaution dose (%) *</i>
Alappuzha	29022	27230	94%	13735	53%
Ernakulam	85568	75817	89%	31919	45%
Idukki	13555	13008	96%	5934	48%
Kannur	40389	37541	93%	18507	52%
Kasaragod	11610	10821	93%	4863	48%
Kollam	36040	33819	94%	15218	48%
Kottayam	38706	36306	94%	17047	50%
Kozhikode	52735	47956	91%	18234	41%
Malappuram	44834	41999	94%	17833	47%
Palakkad	34675	32015	92%	15798	53%
Pathanamthitta	29337	25081	85%	11856	51%
Thiruvananthapuram	73433	66403	90%	27353	44%
Thrissur	51910	49194	95%	26702	58%
Wayanad	13978	13292	95%	6453	51%
Grand Total	555792	510482	92%	231452	49%

1st Dose coverage for HCW is 100%

*Proportion of beneficiaries who are eligible (completed 9 months after 2nd dose)

TABLE4. Frontline workers Coverage as on 12/06/2022 midnight

<i>DISTRICT</i>	<i>1st dose</i>	<i>2nd Dose</i>	<i>% fully vaccinated</i>	<i>Precaution dose</i>	<i>Precaution dose(%) *</i>
Alappuzha	39130	36751	94%	13267	38%
Ernakulam	54935	50349	92%	18526	39%
Idukki	22995	21343	93%	5503	28%
Kannur	41383	39973	97%	12560	33%
Kasaragod	24615	22480	91%	6277	29%
Kollam	42235	38838	92%	10491	29%
Kottayam	32141	30604	95%	11077	38%
Kozhikode	55273	52556	95%	9428	19%
Malappuram	53916	51278	95%	13522	28%
Palakkad	48097	45546	95%	16736	39%
Pathanamthitta	25250	22534	89%	7185	34%
Thiruvananthapuram	73005	67627	93%	21978	36%
Thrissur	41909	40736	97%	17992	47%
Wayanad	17021	16095	95%	4048	27%
Grand Total	571905	536710	94%	168590	34%

1st Dose coverage for FLW is 100%

*Proportion of beneficiaries who are eligible (completed 9 months after 2nd dose)

TABLE5.Age-Appropriate Group (45-59 Years) Coverage as on 12/06/2022 midnight

Table 5: Age appropriate group (45-59 years) coverage							
45-59 years Coverage as on			13/06/2022	at 12 AM			
District	Target	1st Dose Coverage	Percentage	2nd Dose Coverage	Percentage fully vaccinated	Precaution dose	%
Alappuzha	535436	438935	82%	416288	78%	2881	2%
Ernakulam	809349	783691	97%	702950	87%	12653	4%
Idukki	237564	246971	104%	219210	92%	609	0%
Kannur	527295	515898	98%	480403	91%	2738	1%
Kasaragod	253027	252250	100%	224063	89%	377	0%
Kollam	541201	560090	103%	502884	93%	3051	1%
Kottayam	478470	414176	87%	374788	78%	3878	2%
Kozhikode	658949	655130	99%	581819	88%	3345	1%
Malappuram	733338	723010	99%	628918	86%	1789	1%
Palakkad	614226	547236	89%	500165	81%	3330	2%
Pathanamthitta	264372	281837	107%	251827	95%	2984	2%
Thiruvananthapuram	735836	681698	93%	613894	83%	8327	2%
Thrissur	689418	664040	96%	625733	91%	10697	4%
Wayanad	170537	177131	104%	164293	96%	318	0%
Grand Total	7249018	69,42,093	96%	62,87,235	87%	56977	2%

TABLE6.Age-Appropriate Group (≥60 Years) Coverage as on 12/06/2022midnight

Table 6: Age appropriate group (≥ 60 years) coverage							
≥ 60 years Coverage as on			13/06/2022	at 12 AM			
District	Target	1st Dose Coverage	Percentage	2nd Dose Coverage	Percentage fully vaccinated	Precaution dose	%
Alappuzha	424565	429043	101%	400863	94%	127457	47%
Ernakulam	673885	676284	100%	620743	92%	146830	35%
Idukki	193981	194573	100%	173058	89%	28341	23%
Kannur	438602	444499	101%	412745	94%	102208	38%
Kasaragod	182460	181707	100%	160345	88%	33949	27%
Kollam	497558	499530	100%	455242	91%	111730	39%
Kottayam	418008	419696	100%	384145	92%	98024	40%
Kozhikode	526896	529221	100%	480081	91%	92160	31%
Malappuram	477642	488120	102%	434614	91%	69045	28%
Palakkad	437708	439817	100%	402181	92%	103425	45%
Pathanamthitta	311297	312243	100%	280737	90%	105146	47%
Thiruvananthapuram	630465	633070	100%	571587	91%	162147	41%
Thrissur	581781	588170	101%	558342	96%	165584	48%
Wayanad	128009	128303	100%	114402	89%	26403	27%
Grand Total	5922857	59,64,276	101%	54,49,085	92%	13,72,449	38%

TABLE 6. Age-Appropriate Group (18-44 Years) Coverage as on 12/06/2022 midnight

18-44 years Coverage as on 13/06/2022 at 12 AM							
District	Target	First Dose					
		1st Dose Coverage	Percentage	2nd Dose Coverage	Percentage fully vaccinated	Precaution dose	%
Alappuzha	744178	669942	90%	633378	85%	1394	2%
Ernakulam	1470864	1510742	103%	1232252	84%	6762	4%
Idukki	437537	419524	96%	334481	76%	337	1%
Kannur	947964	965494	102%	831687	88%	1436	1%
Kasaragod	556876	501619	90%	410521	74%	260	0%
Kollam	1054752	932796	88%	793703	75%	1408	1%
Kottayam	665544	655470	98%	568151	85%	1691	2%
Kozhikode	1313678	1222253	93%	969796	74%	1892	2%
Malappuram	1777378	1830352	103%	1389580	78%	954	1%
Palakkad	1088327	1086515	100%	916859	84%	943	1%
Pathanamthitta	460819	443381	96%	357438	78%	1721	3%
Thiruvananthapuram	1309099	1248963	95%	1065610	81%	5119	3%
Thrissur	1274465	1098101	86%	1027009	81%	3754	3%
Wayanad	361152	354624	98%	302287	84%	119	0%
Grand Total	13462633	1,29,39,776	96%	1,08,32,752	80%	27790	2%
*Among those who have taken first dose							

TABLE 7. Age-Appropriate Group (15-17 Years) Coverage as on 12/06/2022 midnight

15-17 years Coverage as on 13/06/2022 at 12 AM					
District	Target	1st Dose Coverage	Percentage	2nd Dose Coverage	Percentage fully vaccinated
Alappuzha	80832	79593	98%	64357	80%
Ernakulam	172307	117835	68%	85532	50%
Idukki	51339	38453	75%	28954	56%
Kannur	97722	101406	104%	73266	75%
Kasaragod	60496	51324	85%	33366	55%
Kollam	105234	98336	93%	70079	67%
Kottayam	85400	70175	82%	50811	59%
Kozhikode	143028	111315	78%	59837	42%
Malappuram	241212	181462	75%	81951	34%
Palakkad	132742	116168	88%	82817	62%
Pathanamthitta	48854	40459	83%	31507	64%
Thiruvananthapuram	145238	111730	77%	74461	51%
Thrissur	123540	124859	101%	95309	77%
Wayanad	29245	36365	124%	23968	82%
Grand Total	1,517,189	12,79,480	83%	8,56,215	56%

Table 8: Age appropriate group (12-14 years) Coverage as on 12/06/2022 midnight

12-14 years Coverage as on 13/06/2022 at 12 AM					
District	Target	1st Dose Coverage	Percentage	2nd Dose Coverage	Percentage fully vaccinated
Alappuzha	43284	47724	110%	24233	56%
Ernakulam	90244	64560	72%	11266	12%
Idukki	29672	21530	73%	7831	26%
Kannur	89079	47096	53%	18061	20%
Kasaragod	39968	23294	58%	4189	10%
Kollam	69984	51304	73%	17359	25%
Kottayam	55571	40310	73%	17335	31%
Kozhikode	103644	37211	36%	4774	5%
Malappuram	159652	39881	25%	8041	5%
Palakkad	75249	47831	64%	22240	30%
Pathanamthitta	33203	21433	65%	9777	29%
Thiruvananthapuram	93804	61006	65%	20088	21%
Thrissur	99789	68506	69%	31418	31%
Wayanad	27857	16101	58%	4615	17%
Grand Total	10,11,000	5,87,787	58%	2,01,227	20%

TABLE9.State Summary (18+) as on 12/06/2022 midnight

State Summary (18+) 13/06/2022 at 12 AM							
District	Target	First Dose	Percentage	Second Dose	Percentage*	Precaution Dose	Percentage
Alappuzha	1704179	1606072	94%	1514510	89%	158734	27%
Ernakulam	2954098	3111220	105%	2682111	91%	216690	21%
Idukki	869082	897618	103%	761100	88%	40724	13%
Kannur	1913861	2007663	105%	1802349	94%	137449	21%
Kasaragod	992363	971801	98%	828230	83%	45726	12%
Kollam	2093511	2070691	99%	1824486	87%	141898	21%
Kottayam	1562022	1560189	100%	1393994	89%	131717	23%
Kozhikode	2499523	2514612	101%	2132208	85%	125059	16%
Malappuram	2988358	3140232	105%	2546389	85%	103143	14%
Palakkad	2140261	2156340	101%	1896766	89%	140232	25%
Pathanamthitta	1036488	1092048	105%	937617	90%	128892	27%
Thiruvananthapuram	2675400	2710169	101%	2385121	89%	224924	21%
Thrissur	2545664	2444130	96%	2301014	90%	224729	28%
Wayanad	659698	691057	105%	610369	93%	37341	13%
Grand Total	2,66,34,508	2,69,73,842	101%	2,36,16,264	88%	1857258	21%

*Revised target population(> 18 years) as per MOHFW is 2.67 crores

*As per letter from Additional Secretary MOHFW- D O No 2317579/2021/Imm dated 15/09/2021

TABLE 10. Achievement for the day 12/06/2022 midnight

Daily achievement		12/06/2022		
District	First Dose	Second Dose	Precaution dose	Total Doses Administered
Alappuzha	1	2	35	38
Ernakulam	32	17	332	381
Idukki	0	0	0	0
Kannur	0	1	21	22
Kasaragod	0	2	12	14
Kollam	6	1	62	69
Kottayam	12	3	51	66
Kozhikode	0	2	22	24
Malappuram	169	191	104	464
Palakkad	4	5	65	74
Pathanamthitta	10	1	32	43
Thiruvananthapuram	24	15	388	427
Thrissur	14	22	253	289
Wayanad	0	0	0	0
Grand Total	272	262	1377	1911

** Vaccine stock details couldn't be downloaded from e-VIN portal as the portal is down.

TABLE11.COVID Vaccination related sites

support@cowin.gov.in https://www.cowin.gov.in/home https://dashboard.kerala.gov.in/ https://dhs.kerala.gov.in/https://aogyakeralam.gov.in/https://sha.kerala.gov.in/

TABLE10.COVID Vaccination related Helpline numbers

National/State/District	Line1	Line2	Line3
National Helpline	1075	+91 1123978046	0120 4473222
Disha	1056	04712552056	
StateCallCenter	04712309251	04712309252	04712309255
Thiruvananthapuram	9188610100	1077	
Kollam	04742797609	8589015556	
Pathanamthitta	04682222515	04682228220	
Alappuzha	04772239999		
Kottayam	04812565200	04812304800	04812581900
Idukki	18004255640	04862232220	04862233118
Ernakulam	9072303861		
Thrissur	9400066921	9400066922	9400066923
Palakkad	04912505264	04912505189	8943341439
Malappuram	04832733253	04832737858	04832733252
Kozhikode	7594001442		
Wayanad	04936202343	04936202375	9072510900
Kannur	04972700194		
Kasargod	9061076590	9061079244	9061078026