



കേരള സർക്കാർ

www.health.kerala.gov.in

**COVID-19 OUTBREAK CONTROL AND PREVENTION STATE CELL
HEALTH&FAMILY WELFARE DEPARTMENT**

controlroomdhskerala@gmail.com

www.dhs.kerala.gov.in

Kerala HEALTH-COVID-19 DAILY VACCINATION BULLETIN

Date: 13/06/2022

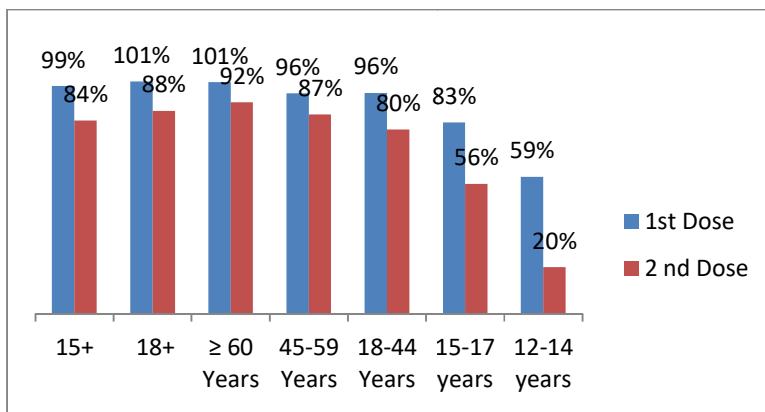
**OUR HEALTH OUR RESPONSIBILITY
VACCINE ADVISORY**

- *People who are vaccinated with Covid Vaccine are reported to have reduced Covid related ICU admissions, serious disease and death.*
- *Early vaccination is useful to safeguard our life from this deadly disease.*
- *Vaccination sessions are planned as per the availability of vaccine. All are requested to cooperate.*
- *After receiving the first dose, second dose of Covishield vaccine is to be taken between 12–16weeks and second dose of Covaxin between 4-6 weeks.*
- *Covid vaccination is currently available to all above 15 years. Children in 15-18 age group will get Covaxin.*
- *Health Staffs, Frontline workers and people above 60 years with co-morbidities will get precaution dose after 9 months or 39 weeks from the second dose. The Same vaccine administered as first and second dose is to be taken as precaution dose. People above 60 years with co-morbidities should take medical advice before receiving precaution dose.*
- *Vaccination is available free of cost in all Government covid vaccination centers, and at a nominal rate (as per the Gol order F.No.2079203/2021/Immunization) in selected private Hospitals.*
- ***ENSURE ALL YOUR ELIGIBLE FAMILY MEMBERS ARE PROTECTED BY RECEIVING ANY OF THE AVAILABLE COVID VACCINE.***
- ***“BOTH COVAXIN AND COVISHIELD ARE EQUALLY EFFECTIVE AND SAFE”***
- ***“BE FULLY PROTECTED – GET THE SECOND DOSE AT YOUR SCHEDULED TIME”***

ANALYSIS


COVID-19 mass vaccinations are showing signs of preventing illness and steep decline in cases and hospital admissions in countries which done vaccination. Kerala started its vaccination for health care workers from January 16, 2021. The COVID-19 Vaccines Operational Guidelines issued by the Ministry of Health and Family Welfare, Govt. of India, 28th December 2020 and all subsequent Guidelines issued by Ministry of Health and Family Welfare, Govt of India are followed at the sites and all vaccination lanes

Summary of COVID Vaccine Administered as on 13/06/2022 midnight



- 99%** of eligible population vaccinated with a single dose till June 13
- 84%** of eligible population vaccinated with double dose till June 13
- State has vaccinated about **83%** of children aged 15 - 17 years with a single dose

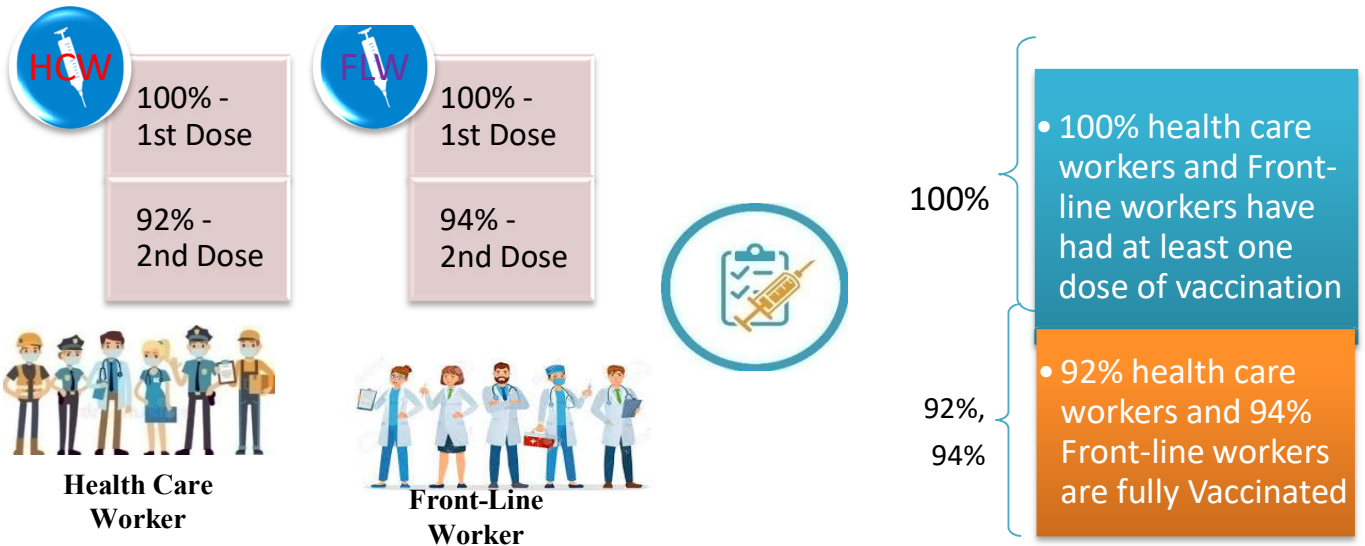
Time Line of Vaccination Coverage



Kerala began administration of COVID 19 Vaccines on 16th January, 2021. As of 13th June 2022, Kerala has administered over 55 million doses overall, including first and second doses of vaccines.

Over 99 per cent of the eligible population (15 + years) in Kerala has been administered the first dose of the Covid-19 vaccine. The state has achieved the target within 510 days since the beginning of the vaccination drive on January 16, 2021

Health Care Workers & Front-line Workers Vaccinated



Are You Vaccinated? You Still Need to Practice: SMS

- Even after vaccination, follow COVID appropriate behavior
- Practice Social Distancing and greet without physical contact
- Always wear clean face mask
- Wash your hands thoroughly and frequently or use hand sanitizer
- Follow the current COVID 19 guidelines to prevent further spread
- Stay Safe. Stay Strong. Get Vaccinated



Even After Getting Vaccinated Keep Taking Precautions to Protect Your Self



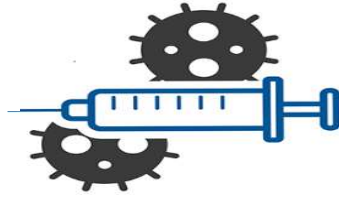
The Race Towards Full Vaccination - Weekly Trend

4th – 10th June 2022

Kerala Administered over

0.99 Lakh

COVID Vaccine Doses during 4th to 10th June, 2022



From 4th to 10th June 2022 on average

0.14 lakh

doses were administered daily.

Average Doses Administered Per day per week (in 1000)



Trend in average per day vaccination (in 1000) for the last two weeks



Race Against Time – Vaccination Quarterly Status

(Q1:16th Jan-Mar, Q2: Apr-June, Q3: July-Sep, Q4: Oct - Dec)

Daily Average Doses Administered per Quarter

In the first Quarter, only 42201 first doses and 5324 second doses were administered daily on average. During the second, third and fourth quarters, the daily vaccination of the first and second doses increased significantly.



Vaccination Achievement per Quarter

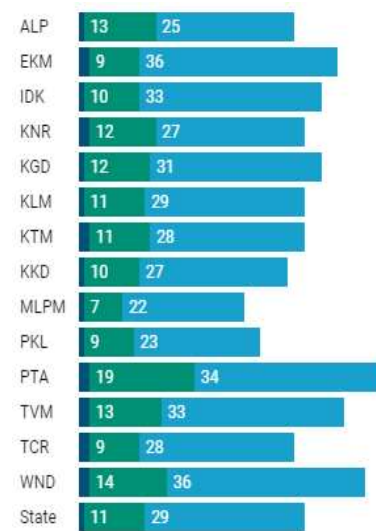
In the third quarter of the immunization drive, 52% of the eligible population (18 + age) in Kerala were given the first dose and 29% the second dose.

■ Q1 ■ Q2 ■ Q3

First Dose

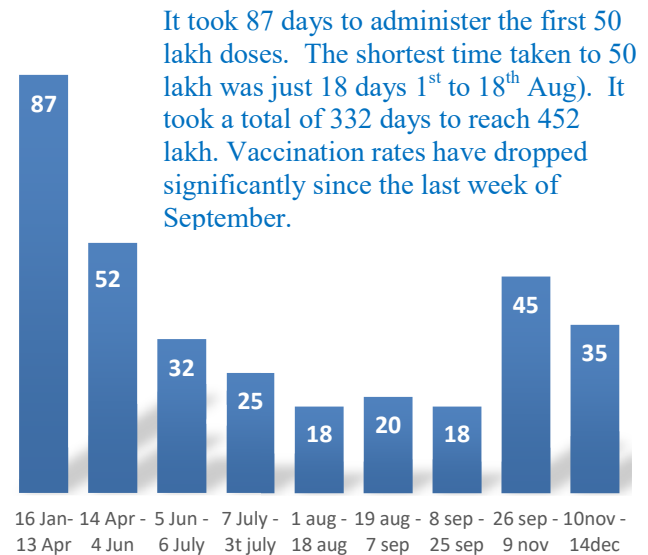


Second Dose



Dose Progression

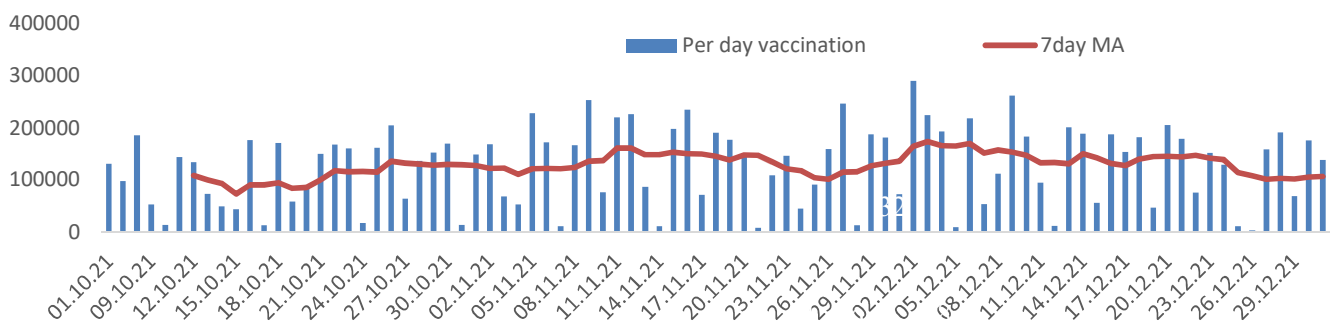
The chart shows the days taken for total COVID-19 Vaccination doses (both first and second) in Kerala to cross every 50 lakh dose mark



It took 87 days to administer the first 50 lakh doses. The shortest time taken to 50 lakh was just 18 days 1st to 18th Aug). It took a total of 332 days to reach 452 lakh. Vaccination rates have dropped significantly since the last week of September.

Vaccine Administered per Day and 7 days Moving Average in Last Quarter (Oct -Dec)

The seven-day moving average of daily doses in the last quarter showed a peak on December 2nd and continued to fluctuate thereafter



Important Message to the Public

- a. *Infection or infection rate is only a part and disease manifestation of disease is to be monitored*
- b. *Fatality among vaccinated people is very less. Disease severity among vaccinated people is less.*
- c. *People with comorbidity should be careful. Once detected covid positive they should get admitted and do not stay at home.*
- d. *Death among non-vaccinated people, especially people with comorbidity is because of late arrival in hospitals*
- e. *Diabetes and Hypertension together is the most common cause of patient death if they arrive late.*
- f. *Vaccinated people, only if symptomatic are advised to consult Doctor.*
- g. *Non Vaccinated people, if symptomatic, may do RTPCR test*
- h. *Antigen testing is only for emergency purpose*
- i. *Non vaccinated people with co-morbidities to do testing by RTPCR and consult doctor*
- j. *Repeat RTPCR is not needed among the people who are detected COVID positive in the previous 2 months*
- k. *All young person detected positive and at home isolation should do glucose test*

TABLE1.Total Vaccination done in the State as on 13/06/2022 midnight

State Summary (15+ years)-Total doses administered till 14/06/2022 at 12 AM								
District	Target	First Dose	Percent age	Second Dose	Percentage*	Precaution Dose	Percentage	Total doses administered
Alappuzha	1829568	1733505	95%	1603546	88%	160548	27%	34,97,599
Ernakulam	3217878	3294157	102%	2779545	86%	217971	21%	62,91,673
Idukki	950762	957796	101%	798483	84%	41305	13%	17,97,584
Kannur	2100307	2156258	103%	1894022	90%	138083	21%	41,88,363
Kasaragod	1092141	1046666	96%	866163	79%	45938	12%	19,58,767
Kollam	2268371	2220513	98%	1912595	84%	142624	21%	42,75,732
Kottayam	1704500	1671234	98%	1463015	86%	133417	23%	32,67,666
Kozhikode	2746273	2664085	97%	2197926	80%	126554	16%	49,88,565
Malappuram	3386535	3364224	99%	2638119	78%	104123	14%	61,06,466
Palakkad	2349082	2320466	99%	2002529	85%	141336	25%	44,64,331
Pathanamthitta	1118564	1154014	103%	979156	88%	129635	27%	22,62,805
Thiruvananthapuram	2914006	2883701	99%	2479856	85%	225387	21%	55,88,944
Thrissur	2767777	2637772	95%	2428962	88%	227036	28%	52,93,770
Wayanad	716933	743680	104%	639173	89%	37423	13%	14,20,276
Grand Total	29,162,697	2,88,48,071	99%	2,46,83,090	84%	18,71,380	21%	5,54,02,541

TABLE2.Covid-19 Vaccination Center Functional in the State as on 13/06/2022 midnight(14/06/2022 12AM)

DISTRICTS	12+	15+	18+	Total
Alappuzha	84	84	6	174
Ernakulam	10	6	31	47
Idukki	3	7	18	28
Kannur	3	2	22	27
Kasaragod	0	46	51	97
Kollam	5	16	12	33
Kottayam	3	1	47	51
Kozhikode	19	15	45	79
Malappuram	18	14	31	63
Palakkad	3	8	31	42
Pathanamthitta	7	5	17	29
Thiruvananthapuram	8	2	13	23
Thrissur	29	1	55	85
Wayanad	5	5	3	13
GrandTotal	197	212	382	791

TABLE3. Health Care Workers Coverage as on 13/06/2022 midnight

<i>DISTRICT</i>	<i>1st DOSE</i>	<i>2nd Dose</i>	<i>% fully vaccinated</i>	<i>Precaution dose</i>	<i>Precaution dose (%) *</i>
Alappuzha	29022	27231	94%	13777	53%
Ernakulam	85568	75818	89%	31953	45%
Idukki	13555	13008	96%	5957	49%
Kannur	40389	37541	93%	18530	52%
Kasaragod	11610	10821	93%	4886	48%
Kollam	36040	33819	94%	15242	48%
Kottayam	38706	36308	94%	17093	50%
Kozhikode	52735	47958	91%	18302	41%
Malappuram	44834	42001	94%	17873	47%
Palakkad	34675	32015	92%	15842	53%
Pathanamthitta	29337	25083	85%	11879	51%
Thiruvananthapuram	73433	66404	90%	27373	44%
Thrissur	51910	49196	95%	26761	58%
Wayanad	13978	13292	95%	6469	51%
Grand Total	555792	510495	92%	231937	49%

1st Dose coverage for HCW is 100%

*Proportion of beneficiaries who are eligible (completed 9 months after 2nd dose)

TABLE4. Frontline workers Coverage as on 13/06/2022 midnight

<i>DISTRICT</i>	<i>1st dose</i>	<i>2nd Dose</i>	<i>% fully vaccinated</i>	<i>Precaution dose</i>	<i>Precaution dose(%) *</i>
Alappuzha	39130	36751	94%	13323	38%
Ernakulam	54935	50350	92%	18541	39%
Idukki	22995	21344	93%	5525	28%
Kannur	41383	39973	97%	12598	33%
Kasaragod	24615	22481	91%	6285	29%
Kollam	42235	38839	92%	10523	29%
Kottayam	32141	30604	95%	11148	38%
Kozhikode	55273	52557	95%	9486	20%
Malappuram	53916	51278	95%	13596	28%
Palakkad	48097	45547	95%	16838	39%
Pathanamthitta	25250	22535	89%	7198	35%
Thiruvananthapuram	73005	67627	93%	22017	36%
Thrissur	41909	40736	97%	18058	47%
Wayanad	17021	16095	95%	4051	27%
Grand Total	571905	536717	94%	169187	34%

1st Dose coverage for FLW is 100%

*Proportion of beneficiaries who are eligible (completed 9 months after 2nd dose)

TABLE5.Age-Appropriate Group (45-59 Years) Coverage as on 13/06/2022 midnight

Table 5: Age appropriate group (45-59 years) coverage							
45-59 years Coverage as on			14/06/2022 at 12 AM				
District	Target	1st Dose Coverage	Percentage	2nd Dose Coverage	Percentage fully vaccinated	Precaution dose	%
Alappuzha	535436	438944	82%	416349	78%	2953	2%
Ernakulam	809349	783698	97%	702975	87%	12906	4%
Idukki	237564	246975	104%	219228	92%	616	0%
Kannur	527295	515900	98%	480430	91%	2778	1%
Kasaragod	253027	252257	100%	224089	89%	384	0%
Kollam	541201	560096	103%	502916	93%	3112	1%
Kottayam	478470	414181	87%	374849	78%	3942	2%
Kozhikode	658949	655140	99%	581945	88%	3425	1%
Malappuram	733338	723024	99%	629068	86%	1824	1%
Palakkad	614226	547244	89%	500258	81%	3396	2%
Pathanamthitta	264372	281839	107%	251838	95%	3051	2%
Thiruvananthapuram	735836	681699	93%	613897	83%	8430	2%
Thrissur	689418	664047	96%	625815	91%	10872	4%
Wayanad	170537	177131	104%	164295	96%	325	0%
Grand Total	7249018	69,42,175	96%	62,87,952	87%	58014	2%

TABLE6.Age-Appropriate Group (≥60 Years) Coverage as on 13/06/2022midnight

Table 6: Age appropriate group (≥ 60 years) coverage							
≥ 60 years Coverage as on			14/06/2022 at 12 AM				
District	Target	1st Dose Coverage	Percentage	2nd Dose Coverage	Percentage fully vaccinated	Precaution dose	%
Alappuzha	424565	429052	101%	400911	94%	129024	48%
Ernakulam	673885	676287	100%	620763	92%	147427	36%
Idukki	193981	194576	100%	173085	89%	28851	23%
Kannur	438602	444502	101%	412761	94%	102680	38%
Kasaragod	182460	181709	100%	160351	88%	34116	27%
Kollam	497558	499532	100%	455265	91%	112251	39%
Kottayam	418008	419702	100%	384212	92%	99430	40%
Kozhikode	526896	529231	100%	480132	91%	93333	32%
Malappuram	477642	488125	102%	434655	91%	69834	28%
Palakkad	437708	439820	100%	402220	92%	104272	45%
Pathanamthitta	311297	312246	100%	280750	90%	105702	47%
Thiruvananthapuram	630465	633070	100%	571587	91%	162260	41%
Thrissur	581781	588178	101%	558395	96%	167411	49%
Wayanad	128009	128303	100%	114403	89%	26452	27%
Grand Total	5922857	59,64,333	101%	54,49,490	92%	13,83,043	39%

TABLE 6. Age-Appropriate Group (18-44 Years) Coverage as on 13/06/2022 midnight

18-44 years Coverage as on 14/06/2022 at 12 AM							
District	Target	First Dose					
		1st Dose Coverage	Percentage	2nd Dose Coverage	Percentage fully vaccinated	Precaution dose	%
Alappuzha	744178	669999	90%	633641	85%	1471	2%
Ernakulam	1470864	1510793	103%	1232487	84%	7144	4%
Idukki	437537	419559	96%	334632	76%	356	1%
Kannur	947964	965527	102%	831864	88%	1497	1%
Kasaragod	556876	501666	90%	410741	74%	267	0%
Kollam	1054752	932822	88%	793878	75%	1496	1%
Kottayam	665544	655521	98%	568399	85%	1804	2%
Kozhikode	1313678	1222419	93%	970420	74%	2008	2%
Malappuram	1777378	1830520	103%	1390488	78%	996	1%
Palakkad	1088327	1086577	100%	917301	84%	988	1%
Pathanamthitta	460819	443404	96%	357559	78%	1805	3%
Thiruvananthapuram	1309099	1248967	95%	1065659	81%	5307	3%
Thrissur	1274465	1098165	86%	1027456	81%	3934	3%
Wayanad	361152	354637	98%	302352	84%	126	0%
Grand Total	13462633	1,29,40,576	96%	1,08,36,877	80%	29199	2%
*Among those who have taken first dose							

TABLE 7. Age-Appropriate Group (15-17 Years) Coverage as on 13/06/2022 midnight

15-17 years Coverage as on 14/06/2022 at 12 AM					
District	Target	1st Dose Coverage	Percentage	2nd Dose Coverage	Percentage fully vaccinated
Alappuzha	80832	79600	98%	64388	80%
Ernakulam	172307	117909	68%	85699	50%
Idukki	51339	38476	75%	29055	57%
Kannur	97722	101434	104%	73300	75%
Kasaragod	60496	51335	85%	33404	55%
Kollam	105234	98382	93%	70155	67%
Kottayam	85400	70226	82%	50925	60%
Kozhikode	143028	111399	78%	59974	42%
Malappuram	241212	181639	75%	82257	34%
Palakkad	132742	116192	88%	82904	62%
Pathanamthitta	48854	40466	83%	31537	65%
Thiruvananthapuram	145238	111755	77%	74490	51%
Thrissur	123540	124888	101%	95388	77%
Wayanad	29245	36385	124%	24006	82%
Grand Total	1,517,189	12,80,086	83%	8,57,482	56%

Table 8: Age appropriate group (12-14 years) Coverage as on 13/06/2022 midnight

12-14 years Coverage as on 14/06/2022 at 12 AM					
District	Target	1st Dose Coverage	Percentage	2nd Dose Coverage	Percentage fully vaccinated
Alappuzha	43284	47758	110%	24275	56%
Ernakulam	90244	64967	72%	11453	13%
Idukki	29672	21660	73%	8131	27%
Kannur	89079	47123	53%	18153	20%
Kasaragod	39968	23474	59%	4276	11%
Kollam	69984	51406	73%	17723	25%
Kottayam	55571	40757	73%	17718	32%
Kozhikode	103644	37888	37%	4940	5%
Malappuram	159652	42166	26%	8372	5%
Palakkad	75249	47861	64%	22284	30%
Pathanamthitta	33203	21472	65%	9854	30%
Thiruvananthapuram	93804	61772	66%	20192	22%
Thrissur	99789	68675	69%	31976	32%
Wayanad	27857	16225	58%	4730	17%
Grand Total	10,11,000	5,93,204	59%	2,04,077	20%

TABLE9.State Summary (18+) as on 13/06/2022 midnight

State Summary (18+) 14/06/2022 at 12 AM							
District	Target	First Dose	Percentage	Second Dose	Percentage*	Precaution Dose	Percentage
Alappuzha	1704179	1606147	94%	1514883	89%	160548	27%
Ernakulam	2954098	3111281	105%	2682393	91%	217971	21%
Idukki	869082	897660	103%	761297	88%	41305	13%
Kannur	1913861	2007701	105%	1802569	94%	138083	21%
Kasaragod	992363	971857	98%	828483	83%	45938	12%
Kollam	2093511	2070725	99%	1824717	87%	142624	21%
Kottayam	1562022	1560251	100%	1394372	89%	133417	23%
Kozhikode	2499523	2514798	101%	2133012	85%	126554	16%
Malappuram	2988358	3140419	105%	2547490	85%	104123	14%
Palakkad	2140261	2156413	101%	1897341	89%	141336	25%
Pathanamthitta	1036488	1092076	105%	937765	90%	129635	27%
Thiruvananthapuram	2675400	2710174	101%	2385174	89%	225387	21%
Thrissur	2545664	2444209	96%	2301598	90%	227036	28%
Wayanad	659698	691070	105%	610437	93%	37423	13%
Grand Total	2,66,34,508	2,69,74,781	101%	2,36,21,531	88%	1871380	21%

*Revised target population(> 18 years) as per MOHFW is 2.67 crores

*As per letter from Additional Secretary MOHFW- D O No 2317579/2021/Imm dated 15/09/2021

TABLE 10. Achievement for the day 13/06/2022 midnight

Daily achievement		13/06/2022		
District	First Dose	Second Dose	Precaution dose	Total Doses Administered
Alappuzha	116	446	1813	2375
Ernakulam	542	636	1281	2459
Idukki	195	598	581	1374
Kannur	93	346	634	1073
Kasaragod	247	375	212	834
Kollam	182	671	726	1579
Kottayam	561	875	1700	3136
Kozhikode	947	1107	1489	3543
Malappuram	2649	1738	980	5367
Palakkad	127	706	1103	1936
Pathanamthitta	74	255	743	1072
Thiruvananthapuram	796	186	462	1444
Thrissur	277	1221	2305	3803
Wayanad	157	221	81	459
Grand Total	6963	9381	14110	30454

** Vaccine stock details couldn't be downloaded from e-VIN portal as the portal is down.

TABLE11.COVID Vaccination related sites

support@cowin.gov.in https://www.cowin.gov.in/home https://dashboard.kerala.gov.in/ https://dhs.kerala.gov.in/https://aogyakeralam.gov.in/https://sha.kerala.gov.in/

TABLE10.COVID Vaccination related Helpline numbers

National/State/District	Line1	Line2	Line3
National Helpline	1075	+91 1123978046	0120 4473222
Disha	1056	04712552056	
StateCallCenter	04712309251	04712309252	04712309255
Thiruvananthapuram	9188610100	1077	
Kollam	04742797609	8589015556	
Pathanamthitta	04682222515	04682228220	
Alappuzha	04772239999		
Kottayam	04812565200	04812304800	04812581900
Idukki	18004255640	04862232220	04862233118
Ernakulam	9072303861		
Thrissur	9400066921	9400066922	9400066923
Palakkad	04912505264	04912505189	8943341439
Malappuram	04832733253	04832737858	04832733252
Kozhikode	7594001442		
Wayanad	04936202343	04936202375	9072510900
Kannur	04972700194		
Kasargod	9061076590	9061079244	9061078026