



കേരള സർക്കാർ

www.health.kerala.gov.in

**COVID-19 OUTBREAK CONTROL AND PREVENTION STATE CELL
HEALTH&FAMILY WELFARE DEPARTMENT**

controlroomdhskerala@gmail.com

www.dhs.kerala.gov.in

Kerala HEALTH-COVID-19 DAILY VACCINATION BULLETIN

Date: 14/06/2022

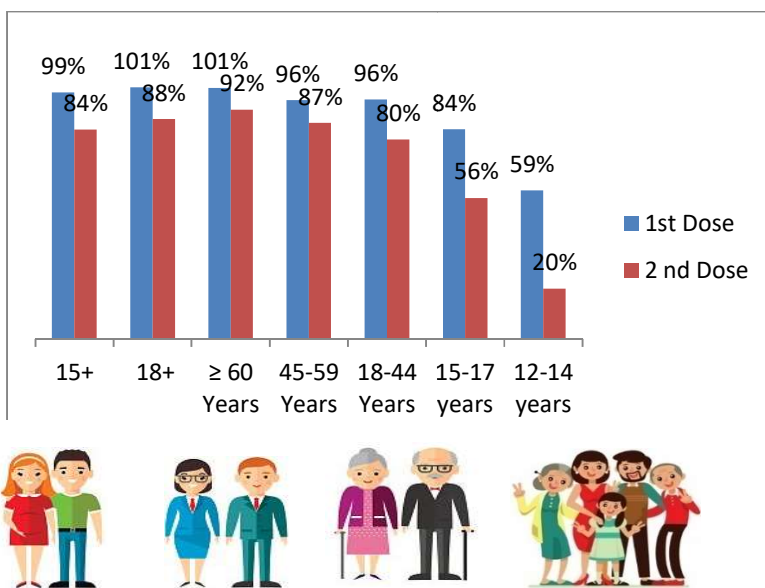
**OUR HEALTH OUR RESPONSIBILITY
VACCINE ADVISORY**

- *People who are vaccinated with Covid Vaccine are reported to have reduced Covid related ICU admissions, serious disease and death.*
- *Early vaccination is useful to safeguard our life from this deadly disease.*
- *Vaccination sessions are planned as per the availability of vaccine. All are requested to cooperate.*
- *After receiving the first dose, second dose of Covishield vaccine is to be taken between 12–16weeks and second dose of Covaxin between 4-6 weeks.*
- *Covid vaccination is currently available to all above 15 years. Children in 15-18 age group will get Covaxin.*
- *Health Staffs, Frontline workers and people above 60 years with co-morbidities will get precaution dose after 9 months or 39 weeks from the second dose. The Same vaccine administered as first and second dose is to be taken as precaution dose. People above 60 years with co-morbidities should take medical advice before receiving precaution dose.*
- *Vaccination is available free of cost in all Government covid vaccination centers, and at a nominal rate (as per the Gol order F.No.2079203/2021/Immunization) in selected private Hospitals.*
- **ENSURE ALL YOUR ELIGIBLE FAMILY MEMBERS ARE PROTECTED BY RECEIVING ANY OF THE AVAILABLE COVID VACCINE.**
- **“BOTH COVAXIN AND COVISHIELD ARE EQUALLY EFFECTIVE AND SAFE”**
- **“BE FULLY PROTECTED – GET THE SECOND DOSE AT YOUR SCHEDULED TIME”**

ANALYSIS

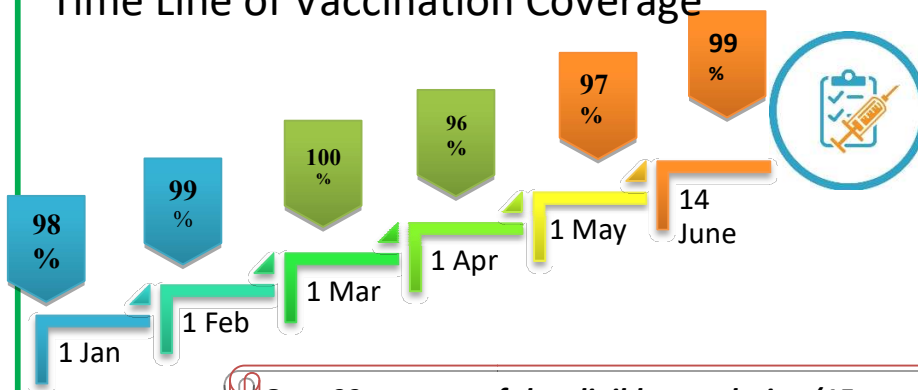
COVID-19 mass vaccinations are showing signs of preventing illness and steep decline in cases and hospital admissions in countries which done vaccination. Kerala started its vaccination for health care workers from January 16, 2021. The COVID-19 Vaccines Operational Guidelines issued by the Ministry of Health and Family Welfare, Govt. of India, 28th December 2020 and all subsequent Guidelines issued by Ministry of Health and Family Welfare, Govt of India are followed at the sites and all vaccination lanes

Summary of COVID Vaccine Administered as on 14/06/2022 midnight



- 99%** of eligible population vaccinated with a single dose till June 14
- 84%** of eligible population vaccinated with double dose till June 14
- State has vaccinated about **84%** of children aged 15 - 17 years with a single dose

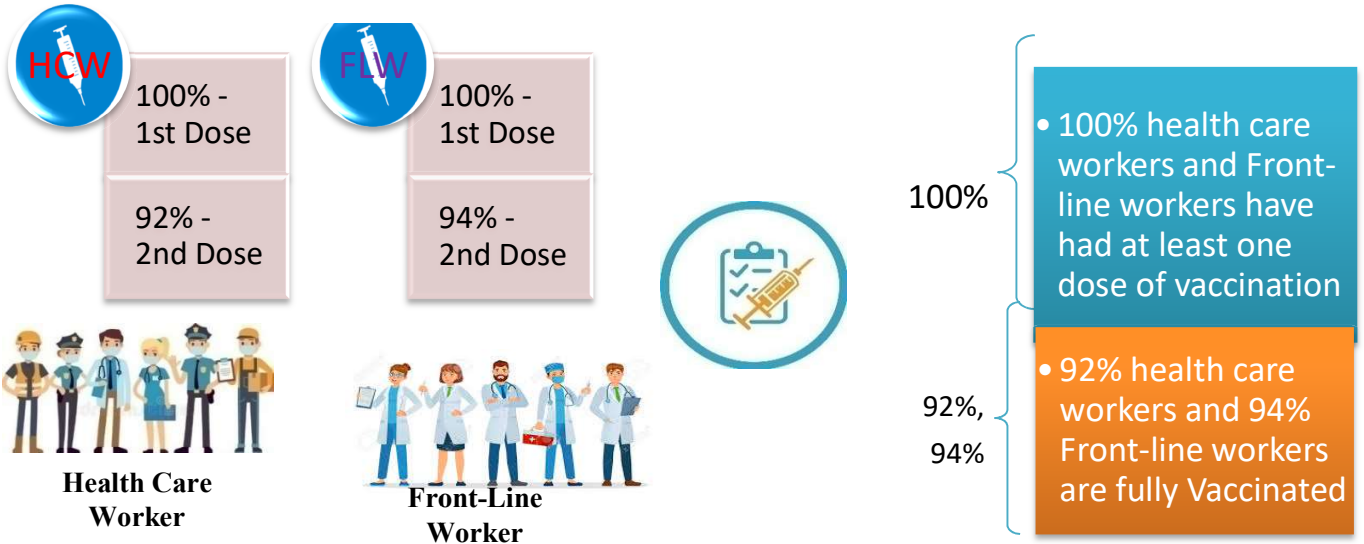
Time Line of Vaccination Coverage



Kerala began administration of COVID 19 Vaccines on 16th January, 2021. As of 14th June 2022, Kerala has administered over 55 million doses overall, including first and second doses of vaccines.

Over 99 per cent of the eligible population (15 + years) in Kerala has been administered the first dose of the Covid-19 vaccine. The state has achieved the target within 510 days since the beginning of the vaccination drive on January 16, 2021

Health Care Workers & Front-line Workers Vaccinated



Are You Vaccinated? You Still Need to Practice: SMS

- Even after vaccination, follow COVID appropriate behavior
- Practice Social Distancing and greet without physical contact
- Always wear clean face mask
- Wash your hands thoroughly and frequently or use hand sanitizer
- Follow the current COVID 19 guidelines to prevent further spread
- Stay Safe. Stay Strong. Get Vaccinated



Even After Getting Vaccinated Keep Taking Precautions to Protect Your Self



GET VACCINATED



WASH YOUR HANDS



WEAR A MASK



KEEP YOUR DISTANCE

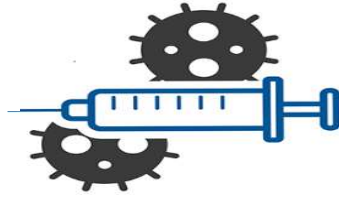
The Race Towards Full Vaccination - Weekly Trend

4th – 10th June 2022

Kerala Administered over

0.99 Lakh

COVID Vaccine Doses during 4th to 10th June, 2022



From 4th to 10th June 2022 on average

0.14 lakh

doses were administered daily.

Average Doses Administered Per day per week (in 1000)



Trend in average per day vaccination (in 1000) for the last two weeks



Race Against Time – Vaccination Quarterly Status

(Q1:16th Jan-Mar, Q2: Apr-June, Q3: July-Sep, Q4: Oct - Dec)

Daily Average Doses Administered per Quarter

In the first Quarter, only 42201 first doses and 5324 second doses were administered daily on average. During the second, third and fourth quarters, the daily vaccination of the first and second doses increased significantly.



Vaccination Achievement per Quarter

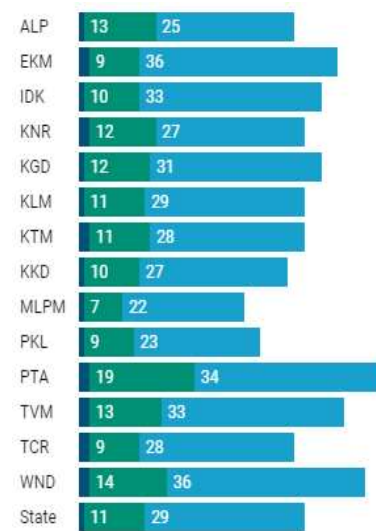
In the third quarter of the immunization drive, 52% of the eligible population (18 + age) in Kerala were given the first dose and 29% the second dose.

■ Q1 ■ Q2 ■ Q3

First Dose

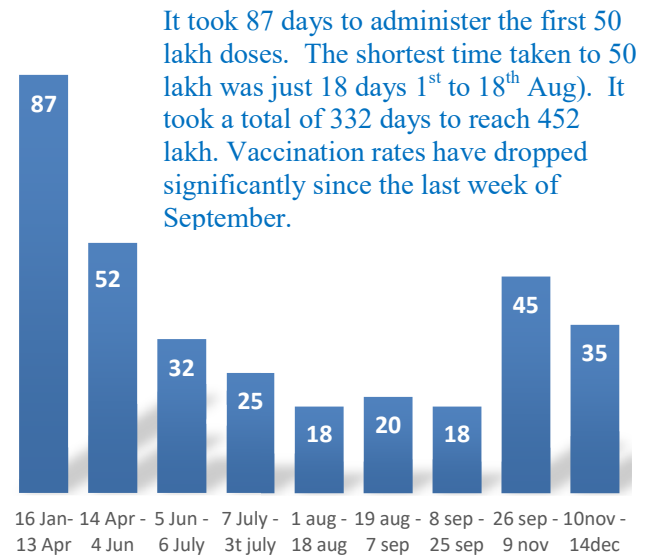


Second Dose



Dose Progression

The chart shows the days taken for total COVID-19 Vaccination doses (both first and second) in Kerala to cross every 50 lakh dose mark



Vaccine Administered per Day and 7 days Moving Average in Last Quarter (Oct -Dec)

The seven-day moving average of daily doses in the last quarter showed a peak on December 2nd and continued to fluctuate thereafter



Important Message to the Public

- a. *Infection or infection rate is only a part and disease manifestation of disease is to be monitored*
- b. *Fatality among vaccinated people is very less. Disease severity among vaccinated people is less.*
- c. *People with comorbidity should be careful. Once detected covid positive they should get admitted and do not stay at home.*
- d. *Death among non-vaccinated people, especially people with comorbidity is because of late arrival in hospitals*
- e. *Diabetes and Hypertension together is the most common cause of patient death if they arrive late.*
- f. *Vaccinated people, only if symptomatic are advised to consult Doctor.*
- g. *Non Vaccinated people, if symptomatic, may do RTPCR test*
- h. *Antigen testing is only for emergency purpose*
- i. *Non vaccinated people with co-morbidities to do testing by RTPCR and consult doctor*
- j. *Repeat RTPCR is not needed among the people who are detected COVID positive in the previous 2 months*
- k. *All young person detected positive and at home isolation should do glucose test*

TABLE1.Total Vaccination done in the State as on 14/06/2022 midnight

State Summary (15+ years)-Total doses administered till 15/06/2022 at 12 AM								
District	Target	First Dose	Percent age	Second Dose	Percentage*	Precaution Dose	Percentage	Total doses administered
Alappuzha	1829568	1733632	95%	1603909	88%	160904	27%	34,98,445
Ernakulam	3217878	3295040	102%	2781271	86%	220690	21%	62,97,001
Idukki	950762	958031	101%	798951	84%	41533	13%	17,98,515
Kannur	2100307	2156500	103%	1894711	90%	138979	21%	41,90,190
Kasaragod	1092141	1046689	96%	866239	79%	45964	12%	19,58,892
Kollam	2268371	2220768	98%	1913622	84%	145017	21%	42,79,407
Kottayam	1704500	1672303	98%	1463906	86%	134655	23%	32,70,864
Kozhikode	2746273	2664456	97%	2198283	80%	126856	16%	49,89,595
Malappuram	3386535	3367792	99%	2639067	78%	104641	14%	61,11,500
Palakkad	2349082	2320794	99%	2003041	85%	141877	25%	44,65,712
Pathanamthitta	1118564	1154095	103%	979541	88%	130129	27%	22,63,765
Thiruvananthapuram	2914006	2884326	99%	2480838	85%	228725	21%	55,93,889
Thrissur	2767777	2638137	95%	2430848	88%	230944	29%	52,99,929
Wayanad	716933	743724	104%	639292	89%	37504	13%	14,20,520
Grand Total	29,162,697	2,88,56,287	99%	2,46,93,519	84%	18,88,418	21%	5,54,38,224

TABLE2.Covid-19 Vaccination Center Functional in the State as on 14/06/2022 midnight(15/06/2022 12AM)

DISTRICTS	12+	15+	18+	Total
Alappuzha	0	0	8	8
Ernakulam	19	15	59	93
Idukki	7	4	13	24
Kannur	5	10	25	40
Kasaragod	0	0	6	6
Kollam	4	12	58	74
Kottayam	18	11	34	63
Kozhikode	14	10	16	40
Malappuram	19	10	16	45
Palakkad	6	9	21	36
Pathanamthitta	14	10	16	40
Thiruvananthapuram	4	3	56	63
Thrissur	3	79	105	187
Wayanad	0	0	2	2
GrandTotal	113	173	435	721

TABLE3. Health Care Workers Coverage as on 14/06/2022 midnight

<i>DISTRICT</i>	<i>1st DOSE</i>	<i>2nd Dose</i>	<i>% fully vaccinated</i>	<i>Precaution dose</i>	<i>Precaution dose (%) *</i>
Alappuzha	29022	27231	94%	13791	53%
Ernakulam	85568	75819	89%	32039	45%
Idukki	13555	13008	96%	5972	49%
Kannur	40389	37541	93%	18571	52%
Kasaragod	11610	10821	93%	4887	48%
Kollam	36040	33819	94%	15352	49%
Kottayam	38706	36309	94%	17154	50%
Kozhikode	52735	47958	91%	18319	41%
Malappuram	44834	42001	94%	17893	47%
Palakkad	34675	32016	92%	15861	53%
Pathanamthitta	29337	25083	85%	11911	51%
Thiruvananthapuram	73433	66407	90%	27541	45%
Thrissur	51910	49197	95%	26838	58%
Wayanad	13978	13292	95%	6474	51%
Grand Total	555792	510502	92%	232603	49%

1st Dose coverage for HCW is 100%

*Proportion of beneficiaries who are eligible (completed 9 months after 2nd dose)

TABLE4. Frontline workers Coverage as on 14/06/2022 midnight

<i>DISTRICT</i>	<i>1st dose</i>	<i>2nd Dose</i>	<i>% fully vaccinated</i>	<i>Precaution dose</i>	<i>Precaution dose(%) *</i>
Alappuzha	39130	36751	94%	13335	38%
Ernakulam	54935	50351	92%	18610	39%
Idukki	22995	21345	93%	5537	28%
Kannur	41385	39973	97%	12644	33%
Kasaragod	24615	22481	91%	6285	29%
Kollam	42235	38841	92%	10649	30%
Kottayam	32141	30606	95%	11228	39%
Kozhikode	55273	52557	95%	9512	20%
Malappuram	53916	51279	95%	13625	28%
Palakkad	48097	45547	95%	16867	39%
Pathanamthitta	25250	22535	89%	7218	35%
Thiruvananthapuram	73005	67628	93%	22264	37%
Thrissur	41909	40737	97%	18179	47%
Wayanad	17021	16095	95%	4057	27%
Grand Total	571907	536726	94%	170010	34%

1st Dose coverage for FLW is 100%

*Proportion of beneficiaries who are eligible (completed 9 months after 2nd dose)

TABLE5.Age-Appropriate Group (45-59 Years) Coverage as on 14/06/2022 midnight

Table 5: Age appropriate group (45-59 years) coverage							
45-59 years Coverage as on		15/06/2022		at 12 AM			
District	Target	1st Dose Coverage	Percentage	2nd Dose Coverage	Percentage fully vaccinated	Precaution dose	%
Alappuzha	535436	438945	82%	416354	78%	3026	2%
Ernakulam	809349	783712	97%	703067	87%	13123	4%
Idukki	237564	246976	104%	219238	92%	626	0%
Kannur	527295	515908	98%	480477	91%	2814	1%
Kasaragod	253027	252257	100%	224090	89%	390	0%
Kollam	541201	560114	103%	503004	93%	3157	1%
Kottayam	478470	414188	87%	374911	78%	3988	2%
Kozhikode	658949	655151	99%	581966	88%	3470	1%
Malappuram	733338	723038	99%	629131	86%	1864	1%
Palakkad	614226	547244	89%	500297	81%	3441	2%
Pathanamthitta	264372	281840	107%	251841	95%	3102	2%
Thiruvananthapuram	735836	681717	93%	614021	83%	8547	2%
Thrissur	689418	664062	96%	625968	91%	11032	4%
Wayanad	170537	177133	104%	164294	96%	338	0%
Grand Total	7249018	69,42,285	96%	62,88,659	87%	58918	2%

TABLE6.Age-Appropriate Group (≥60 Years) Coverage as on 14/06/2022midnight

Table 6: Age appropriate group (≥ 60 years) coverage							
≥ 60 years Coverage as on		15/06/2022		at 12 AM			
District	Target	1st Dose Coverage	Percentage	2nd Dose Coverage	Percentage fully vaccinated	Precaution dose	%
Alappuzha	424565	429056	101%	400915	94%	129222	48%
Ernakulam	673885	676299	100%	620824	92%	149466	36%
Idukki	193981	194577	100%	173095	89%	29033	23%
Kannur	438602	444509	101%	412791	94%	103390	39%
Kasaragod	182460	181709	100%	160351	88%	34117	26%
Kollam	497558	499540	100%	455344	92%	114311	40%
Kottayam	418008	419710	100%	384255	92%	100405	40%
Kozhikode	526896	529232	100%	480139	91%	93486	32%
Malappuram	477642	488131	102%	434676	91%	70210	28%
Palakkad	437708	439823	100%	402243	92%	104678	45%
Pathanamthitta	311297	312248	100%	280758	90%	106048	47%
Thiruvananthapuram	630465	633092	100%	571694	91%	164889	41%
Thrissur	581781	588196	101%	558477	96%	170821	50%
Wayanad	128009	128303	100%	114405	89%	26497	27%
Grand Total	5922857	59,64,425	101%	54,49,967	92%	13,96,573	39%

TABLE 6. Age-Appropriate Group (18-44 Years) Coverage as on 14/06/2022 midnight

18-44 years Coverage as on 15/06/2022 at 12 AM							
District	Target	First Dose					
		1st Dose Coverage	Percentage	2nd Dose Coverage	Percentage fully vaccinated	Precaution dose	%
Alappuzha	744178	670012	90%	633679	85%	1530	2%
Ernakulam	1470864	1510908	103%	1233098	84%	7452	4%
Idukki	437537	419580	96%	334712	76%	365	1%
Kannur	947964	965585	102%	832181	88%	1560	2%
Kasaragod	556876	501667	90%	410740	74%	285	0%
Kollam	1054752	932943	88%	794483	75%	1548	2%
Kottayam	665544	655580	99%	568619	85%	1880	2%
Kozhikode	1313678	1222470	93%	970575	74%	2069	2%
Malappuram	1777378	1830592	103%	1390866	78%	1049	1%
Palakkad	1088327	1086618	100%	917585	84%	1030	1%
Pathanamthitta	460819	443413	96%	357632	78%	1850	4%
Thiruvananthapuram	1309099	1249110	95%	1066308	81%	5484	3%
Thrissur	1274465	1098272	86%	1028320	81%	4074	4%
Wayanad	361152	354648	98%	302389	84%	138	0%
Grand Total	13462633	1,29,41,398	96%	1,08,41,187	81%	30314	2%
*Among those who have taken first dose							

TABLE 7. Age-Appropriate Group (15-17 Years) Coverage as on 14/06/2022 midnight

15-17 years Coverage as on 15/06/2022 at 12 AM					
District	Target	1st Dose Coverage	Percentage	2nd Dose Coverage	Percentage fully vaccinated
Alappuzha	80832	79605	98%	64400	80%
Ernakulam	172307	118109	69%	86007	50%
Idukki	51339	38493	75%	29125	57%
Kannur	97722	101487	104%	73449	75%
Kasaragod	60496	51341	85%	33416	55%
Kollam	105234	98464	94%	70314	67%
Kottayam	85400	70365	82%	51158	60%
Kozhikode	143028	111466	78%	60033	42%
Malappuram	241212	181925	75%	82436	34%
Palakkad	132742	116225	88%	83014	63%
Pathanamthitta	48854	40480	83%	31599	65%
Thiruvananthapuram	145238	111767	77%	74516	51%
Thrissur	123540	125055	101%	95950	78%
Wayanad	29245	36395	124%	24027	82%
Grand Total	1,517,189	12,81,177	84%	8,59,444	56%

Table 8: Age appropriate group (12-14 years) Coverage as on 14/06/2022 midnight

12-14 years Coverage as on 15/06/2022 at 12 AM					
District	Target	1st Dose Coverage	Percentage	2nd Dose Coverage	Percentage fully vaccinated
Alappuzha	43284	47862	111%	24579	57%
Ernakulam	90244	65509	73%	12105	13%
Idukki	29672	21855	74%	8428	28%
Kannur	89079	47237	53%	18299	21%
Kasaragod	39968	23490	59%	4340	11%
Kollam	69984	51432	73%	17817	25%
Kottayam	55571	41613	75%	18048	32%
Kozhikode	103644	38129	37%	5055	5%
Malappuram	159652	45356	28%	8678	5%
Palakkad	75249	48112	64%	22339	30%
Pathanamthitta	33203	21527	65%	10093	30%
Thiruvananthapuram	93804	62202	66%	20264	22%
Thrissur	99789	68733	69%	32199	32%
Wayanad	27857	16246	58%	4790	17%
Grand Total	10,11,000	5,99,303	59%	2,07,034	20%

TABLE9.State Summary (18+) as on 14/06/2022 midnight

State Summary (18+) 15/06/2022 at 12 AM							
District	Target	First Dose	Percentage	Second Dose	Percentage*	Precaution Dose	Percentage
Alappuzha	1704179	1606165	94%	1514930	89%	160904	27%
Ernakulam	2954098	3111422	105%	2683159	91%	220690	21%
Idukki	869082	897683	103%	761398	88%	41533	13%
Kannur	1913861	2007776	105%	1802963	94%	138979	21%
Kasaragod	992363	971858	98%	828483	83%	45964	12%
Kollam	2093511	2070872	99%	1825491	87%	145017	21%
Kottayam	1562022	1560325	100%	1394700	89%	134655	23%
Kozhikode	2499523	2514861	101%	2133195	85%	126856	16%
Malappuram	2988358	3140511	105%	2547953	85%	104641	14%
Palakkad	2140261	2156457	101%	1897688	89%	141877	25%
Pathanamthitta	1036488	1092088	105%	937849	90%	130129	27%
Thiruvananthapuram	2675400	2710357	101%	2386058	89%	228725	21%
Thrissur	2545664	2444349	96%	2302699	90%	230944	29%
Wayanad	659698	691083	105%	610475	93%	37504	13%
Grand Total	2,66,34,508	2,69,75,807	101%	2,36,27,041	88%	1888418	21%

*Revised target population(> 18 years) as per MOHFW is 2.67 crores

*As per letter from Additional Secretary MOHFW- D O No 2317579/2021/Imm dated 15/09/2021

TABLE 10. Achievement for the day 14/06/2022 midnight

Daily achievement		14/06/2022		
District	First Dose	Second Dose	Precaution dose	Total Doses Administered
Alappuzha	125	359	328	812
Ernakulam	883	1726	2719	5328
Idukki	235	466	228	929
Kannur	236	688	877	1801
Kasaragod	23	76	26	125
Kollam	255	1027	2392	3674
Kottayam	1069	889	1237	3195
Kozhikode	352	352	287	991
Malappuram	3566	947	514	5027
Palakkad	328	511	540	1379
Pathanamthitta	81	384	494	959
Thiruvananthapuram	625	982	3337	4944
Thrissur	350	1828	3902	6080
Wayanad	44	119	81	244
Grand Total	8172	10354	16962	35488

** Vaccine stock details couldn't be downloaded from e-VIN portal as the portal is down.

TABLE11.COVID Vaccination related sites

support@cowin.gov.in https://www.cowin.gov.in/home https://dashboard.kerala.gov.in/ https://dhs.kerala.gov.in/https://aogyakeralam.gov.in/https://sha.kerala.gov.in/

TABLE10.COVID Vaccination related Helpline numbers

National/State/District	Line1	Line2	Line3
National Helpline	1075	+91 1123978046	0120 4473222
Disha	1056	04712552056	
StateCallCenter	04712309251	04712309252	04712309255
Thiruvananthapuram	9188610100	1077	
Kollam	04742797609	8589015556	
Pathanamthitta	04682222515	04682228220	
Alappuzha	04772239999		
Kottayam	04812565200	04812304800	04812581900
Idukki	18004255640	04862232220	04862233118
Ernakulam	9072303861		
Thrissur	9400066921	9400066922	9400066923
Palakkad	04912505264	04912505189	8943341439
Malappuram	04832733253	04832737858	04832733252
Kozhikode	7594001442		
Wayanad	04936202343	04936202375	9072510900
Kannur	04972700194		
Kasargod	9061076590	9061079244	9061078026