



കേരള സർക്കാർ

www.health.kerala.gov.in

**COVID-19 OUTBREAK CONTROL AND PREVENTION STATE CELL
HEALTH&FAMILY WELFARE DEPARTMENT**

controlroomdhskerala@gmail.com

www.dhs.kerala.gov.in

Kerala HEALTH-COVID-19 DAILY VACCINATION BULLETIN

Date: 15/06/2022

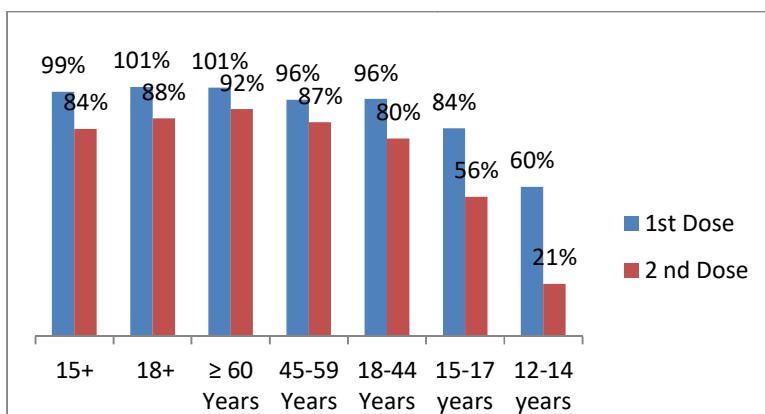
**OUR HEALTH OUR RESPONSIBILITY
VACCINE ADVISORY**

- *People who are vaccinated with Covid Vaccine are reported to have reduced Covid related ICU admissions, serious disease and death.*
- *Early vaccination is useful to safeguard our life from this deadly disease.*
- *Vaccination sessions are planned as per the availability of vaccine. All are requested to cooperate.*
- *After receiving the first dose, second dose of Covishield vaccine is to be taken between 12–16weeks and second dose of Covaxin between 4-6 weeks.*
- *Covid vaccination is currently available to all above 15 years. Children in 15-18 age group will get Covaxin.*
- *Health Staffs, Frontline workers and people above 60 years with co-morbidities will get precaution dose after 9 months or 39 weeks from the second dose. The Same vaccine administered as first and second dose is to be taken as precaution dose. People above 60 years with co-morbidities should take medical advice before receiving precaution dose.*
- *Vaccination is available free of cost in all Government covid vaccination centers, and at a nominal rate (as per the Gol order F.No.2079203/2021/Immunization) in selected private Hospitals.*
- **ENSURE ALL YOUR ELIGIBLE FAMILY MEMBERS ARE PROTECTED BY RECEIVING ANY OF THE AVAILABLE COVID VACCINE.**
- **“BOTH COVAXIN AND COVISHIELD ARE EQUALLY EFFECTIVE AND SAFE”**
- **“BE FULLY PROTECTED – GET THE SECOND DOSE AT YOUR SCHEDULED TIME”**

ANALYSIS

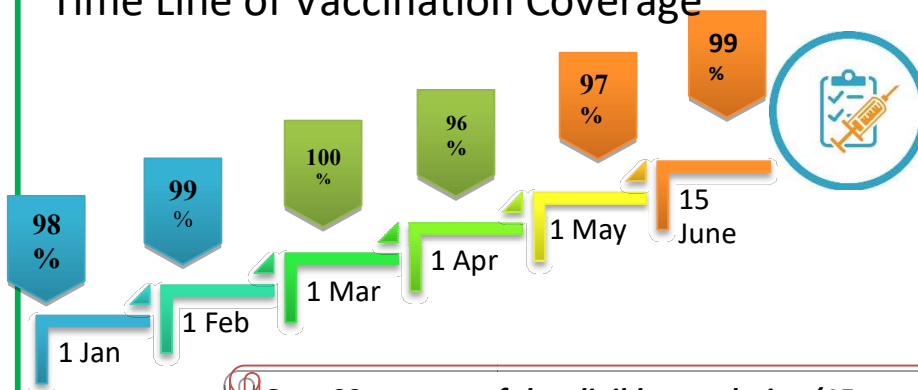
COVID-19 mass vaccinations are showing signs of preventing illness and steep decline in cases and hospital admissions in countries which done vaccination. Kerala started its vaccination for health care workers from January 16, 2021. The COVID-19 Vaccines Operational Guidelines issued by the Ministry of Health and Family Welfare, Govt. of India, 28th December 2020 and all subsequent Guidelines issued by Ministry of Health and Family Welfare, Govt of India are followed at the sites and all vaccination lanes

Summary of COVID Vaccine Administered as on 15/06/2022 midnight



- 99%** of eligible population vaccinated with a single dose till June 15
- 84%** of eligible population vaccinated with double dose till June 15
- State has vaccinated about **84%** of children aged 15 - 17 years with a single dose

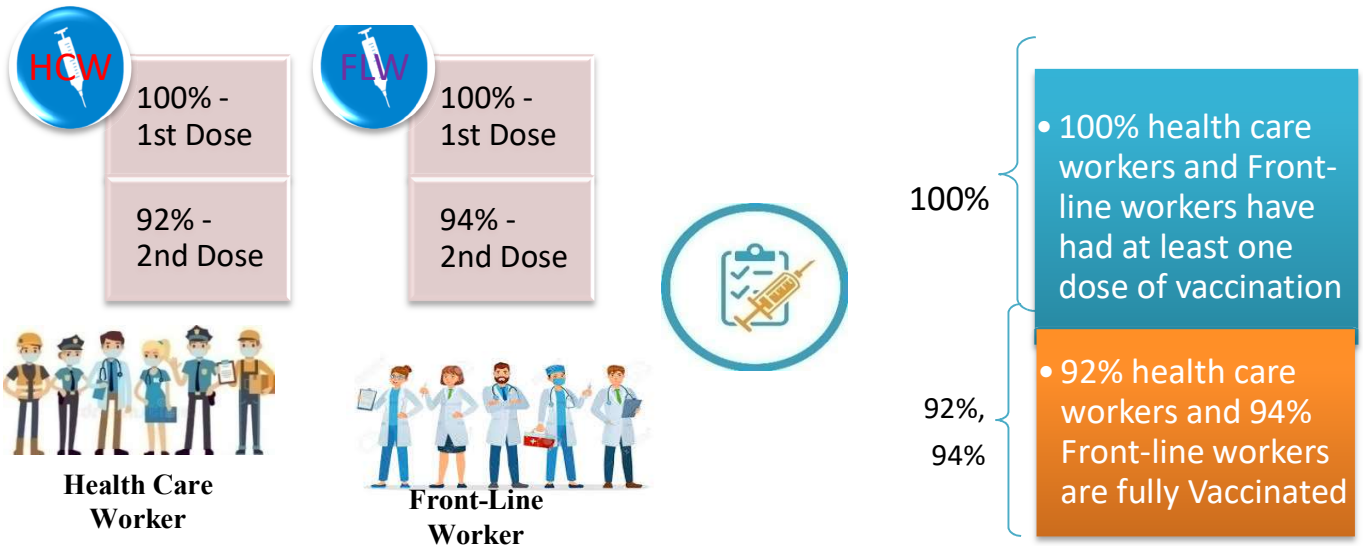
Time Line of Vaccination Coverage



Kerala began administration of COVID 19 Vaccines on 16th January, 2021. As of 15th June 2022, Kerala has administered over 55 million doses overall, including first and second doses of vaccines.


Over 99 per cent of the eligible population (15 + years) in Kerala has been administered the first dose of the Covid-19 vaccine. The state has achieved the target within 510 days since the beginning of the vaccination drive on January 16, 2021

Health Care Workers & Front-line Workers Vaccinated



Are You Vaccinated? You Still Need to Practice: SMS

- Even after vaccination, follow COVID appropriate behavior
- Practice Social Distancing and greet without physical contact
- Always wear clean face mask
- Wash your hands thoroughly and frequently or use hand sanitizer
- Follow the current COVID 19 guidelines to prevent further spread
- Stay Safe. Stay Strong. Get Vaccinated



Even After Getting Vaccinated Keep Taking Precautions to Protect Your Self



GET VACCINATED



WASH YOUR HANDS



WEAR A MASK



KEEP YOUR DISTANCE

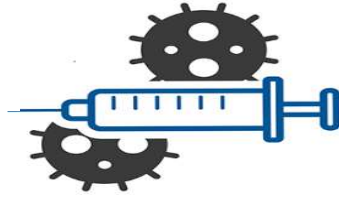
The Race Towards Full Vaccination - Weekly Trend

4th – 10th June 2022

Kerala Administered over

0.99 Lakh

COVID Vaccine Doses during 4th to 10th June, 2022



From 4th to 10th June 2022 on average

0.14 lakh

doses were administered daily.

Average Doses Administered Per day per week (in 1000)



Trend in average per day vaccination (in 1000) for the last two weeks



Race Against Time – Vaccination Quarterly Status

(Q1:16th Jan-Mar, Q2: Apr-June, Q3: July-Sep, Q4: Oct - Dec)

Daily Average Doses Administered per Quarter

In the first Quarter, only 42201 first doses and 5324 second doses were administered daily on average. During the second, third and fourth quarters, the daily vaccination of the first and second doses increased significantly.



Vaccination Achievement per Quarter

In the third quarter of the immunization drive, 52% of the eligible population (18 + age) in Kerala were given the first dose and 29% the second dose.

■ Q1 ■ Q2 ■ Q3

First Dose

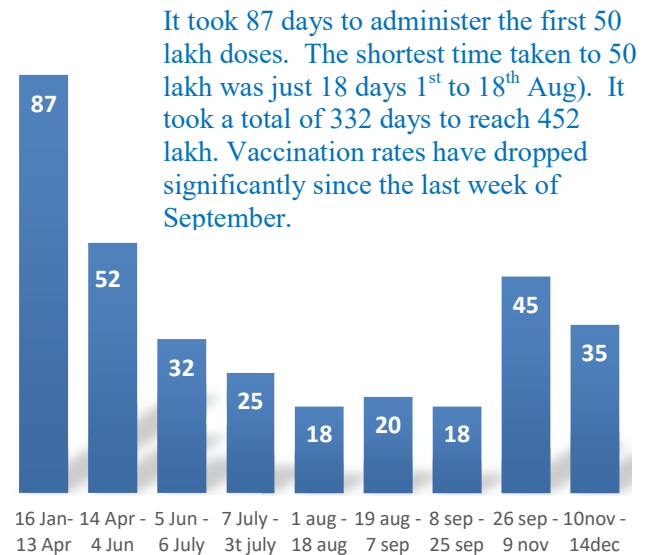


Second Dose



Dose Progression

The chart shows the days taken for total COVID-19 Vaccination doses (both first and second) in Kerala to cross every 50 lakh dose mark



Vaccine Administered per Day and 7 days Moving Average in Last Quarter (Oct -Dec)

The seven-day moving average of daily doses in the last quarter showed a peak on December 2nd and continued to fluctuate thereafter



Important Message to the Public

- a. *Infection or infection rate is only a part and disease manifestation of disease is to be monitored*
- b. *Fatality among vaccinated people is very less. Disease severity among vaccinated people is less.*
- c. *People with comorbidity should be careful. Once detected covid positive they should get admitted and do not stay at home.*
- d. *Death among non-vaccinated people, especially people with comorbidity is because of late arrival in hospitals*
- e. *Diabetes and Hypertension together is the most common cause of patient death if they arrive late.*
- f. *Vaccinated people, only if symptomatic are advised to consult Doctor.*
- g. *Non Vaccinated people, if symptomatic, may do RTPCR test*
- h. *Antigen testing is only for emergency purpose*
- i. *Non vaccinated people with co-morbidities to do testing by RTPCR and consult doctor*
- j. *Repeat RTPCR is not needed among the people who are detected COVID positive in the previous 2 months*
- k. *All young person detected positive and at home isolation should do glucose test*

TABLE1.Total Vaccination done in the State as on 15/06/2022 midnight

State Summary (15+ years)-Total doses administered till 16/06/2022 at 12 AM								
District	Target	First Dose	Percent age	Second Dose	Percentage*	Precaution Dose	Percentage	Total doses administered
Alappuzha	1829568	1733640	95%	1603944	88%	161067	27%	34,98,651
Ernakulam	3217878	3295070	102%	2781371	86%	221549	21%	62,97,990
Idukki	950762	958058	101%	799028	84%	41614	12%	17,98,700
Kannur	2100307	2156514	103%	1894750	90%	139179	20%	41,90,443
Kasaragod	1092141	1046704	96%	866280	79%	46034	12%	19,59,018
Kollam	2268371	2220774	98%	1913634	84%	145246	20%	42,79,654
Kottayam	1704500	1672318	98%	1463918	86%	134928	22%	32,71,164
Kozhikode	2746273	2664521	97%	2198432	80%	127194	16%	49,90,147
Malappuram	3386535	3371990	99%	2639530	78%	104905	14%	61,16,425
Palakkad	2349082	2320801	99%	2003081	85%	142109	24%	44,65,991
Pathanamthitta	1118564	1154095	103%	979550	88%	130364	26%	22,64,009
Thiruvananthapuram	2914006	2884395	99%	2480874	85%	229192	21%	55,94,461
Thrissur	2767777	2638182	95%	2430948	88%	231433	28%	53,00,563
Wayanad	716933	743728	104%	639307	89%	37523	13%	14,20,558
Grand Total	29,162,697	2,88,60,790	99%	2,46,94,647	84%	18,92,337	20%	5,54,47,774

TABLE2.Covid-19 Vaccination Center Functional in the State as on 15/06/2022 midnight(16/06/2022 12AM)

DISTRICTS	12+	15+	18+	Total
Alappuzha	0	0	6	6
Ernakulam	2	2	29	33
Idukki	3	1	4	8
Kannur	0	0	8	8
Kasaragod	0	0	11	11
Kollam	2	0	8	10
Kottayam	2	1	6	9
Kozhikode	3	1	13	17
Malappuram	18	10	12	40
Palakkad	2	0	11	13
Pathanamthitta	3	0	4	7
Thiruvananthapuram	2	2	15	19
Thrissur	0	1	23	24
Wayanad	0	0	1	1
GrandTotal	37	18	151	206

TABLE3. Health Care Workers Coverage as on 15/06/2022 midnight

<i>DISTRICT</i>	<i>1st DOSE</i>	<i>2nd Dose</i>	<i>% fully vaccinated</i>	<i>Precaution dose</i>	<i>Precaution dose (%) *</i>
Alappuzha	29022	27232	94%	13800	53%
Ernakulam	85568	75819	89%	32070	45%
Idukki	13555	13008	96%	5974	49%
Kannur	40389	37541	93%	18575	52%
Kasaragod	11610	10821	93%	4891	48%
Kollam	36040	33819	94%	15362	49%
Kottayam	38706	36309	94%	17162	50%
Kozhikode	52735	47958	91%	18335	41%
Malappuram	44834	42001	94%	17905	47%
Palakkad	34675	32016	92%	15866	53%
Pathanamthitta	29337	25083	85%	11951	51%
Thiruvananthapuram	73433	66407	90%	27558	45%
Thrissur	51910	49197	95%	26855	58%
Wayanad	13978	13292	95%	6475	51%
Grand Total	555792	510503	92%	232779	49%

1st Dose coverage for HCW is 100%

*Proportion of beneficiaries who are eligible (completed 9 months after 2nd dose)

TABLE4. Frontline workers Coverage as on 15/06/2022 midnight

<i>DISTRICT</i>	<i>1st dose</i>	<i>2nd Dose</i>	<i>% fully vaccinated</i>	<i>Precaution dose</i>	<i>Precaution dose(%) *</i>
Alappuzha	39130	36751	94%	13336	38%
Ernakulam	54935	50351	92%	18620	39%
Idukki	22995	21345	93%	5539	28%
Kannur	41385	39973	97%	12659	33%
Kasaragod	24615	22481	91%	6290	29%
Kollam	42235	38841	92%	10662	30%
Kottayam	32141	30606	95%	11231	39%
Kozhikode	55273	52557	95%	9517	20%
Malappuram	53916	51279	95%	13667	28%
Palakkad	48097	45547	95%	16874	39%
Pathanamthitta	25250	22535	89%	7221	35%
Thiruvananthapuram	73005	67628	93%	22319	37%
Thrissur	41909	40737	97%	18190	47%
Wayanad	17021	16095	95%	4057	27%
Grand Total	571907	536726	94%	170182	34%

1st Dose coverage for FLW is 100%

*Proportion of beneficiaries who are eligible (completed 9 months after 2nd dose)

TABLE5.Age-Appropriate Group (45-59 Years) Coverage as on 15/06/2022 midnight

Table 5: Age appropriate group (45-59 years) coverage							
45-59 years Coverage as on			16/06/2022 at 12 AM				
District	Target	1st Dose Coverage	Percentage	2nd Dose Coverage	Percentage fully vaccinated	Precaution dose	%
Alappuzha	535436	438945	82%	416357	78%	3073	2%
Ernakulam	809349	783714	97%	703072	87%	13348	4%
Idukki	237564	246977	104%	219240	92%	643	0%
Kannur	527295	515912	98%	480483	91%	2863	1%
Kasaragod	253027	252260	100%	224092	89%	395	0%
Kollam	541201	560114	103%	503005	93%	3204	1%
Kottayam	478470	414188	87%	374912	78%	4073	2%
Kozhikode	658949	655158	99%	581975	88%	3521	1%
Malappuram	733338	723039	99%	629147	86%	1892	1%
Palakkad	614226	547245	89%	500300	81%	3483	2%
Pathanamthitta	264372	281840	107%	251841	95%	3171	2%
Thiruvananthapuram	735836	681717	93%	614025	83%	8655	2%
Thrissur	689418	664065	96%	625973	91%	11164	4%
Wayanad	170537	177133	104%	164294	96%	341	0%
Grand Total	7249018	69,42,307	96%	62,88,716	87%	59826	2%

TABLE6.Age-Appropriate Group (≥60 Years) Coverage as on 15/06/2022midnight

Table 6: Age appropriate group (≥ 60 years) coverage							
≥ 60 years Coverage as on			16/06/2022 at 12 AM				
District	Target	1st Dose Coverage	Percentage	2nd Dose Coverage	Percentage fully vaccinated	Precaution dose	%
Alappuzha	424565	429059	101%	400920	94%	129285	48%
Ernakulam	673885	676301	100%	620847	92%	149638	35%
Idukki	193981	194577	100%	173096	89%	29072	23%
Kannur	438602	444510	101%	412792	94%	103442	38%
Kasaragod	182460	181709	100%	160361	88%	34154	26%
Kollam	497558	499540	100%	455345	92%	114411	39%
Kottayam	418008	419712	100%	384257	92%	100487	40%
Kozhikode	526896	529235	100%	480145	91%	93662	31%
Malappuram	477642	488134	102%	434689	91%	70341	28%
Palakkad	437708	439823	100%	402251	92%	104708	44%
Pathanamthitta	311297	312248	100%	280758	90%	106064	46%
Thiruvananthapuram	630465	633093	100%	571696	91%	164983	41%
Thrissur	581781	588200	101%	558486	96%	170998	50%
Wayanad	128009	128303	100%	114405	89%	26504	27%
Grand Total	5922857	59,64,444	101%	54,50,048	92%	13,97,749	38%

TABLE 6. Age-Appropriate Group (18-44 Years) Coverage as on 15/06/2022 midnight

18-44 years Coverage as on 16/06/2022 at 12 AM							
District	Target	First Dose					
		1st Dose Coverage	Percentage	2nd Dose Coverage	Percentage fully vaccinated	Precaution dose	%
Alappuzha	744178	670015	90%	633690	85%	1573	2%
Ernakulam	1470864	1510920	103%	1233138	84%	7873	4%
Idukki	437537	419581	96%	334740	77%	386	1%
Kannur	947964	965594	102%	832212	88%	1640	1%
Kasaragod	556876	501678	90%	410769	74%	304	0%
Kollam	1054752	932949	88%	794493	75%	1607	1%
Kottayam	665544	655588	99%	568628	85%	1975	2%
Kozhikode	1313678	1222505	93%	970667	74%	2159	2%
Malappuram	1777378	1830625	103%	1390978	78%	1100	1%
Palakkad	1088327	1086624	100%	917611	84%	1178	1%
Pathanamthitta	460819	443413	96%	357641	78%	1957	3%
Thiruvananthapuram	1309099	1249125	95%	1066327	81%	5677	3%
Thrissur	1274465	1098290	86%	1028360	81%	4226	4%
Wayanad	361152	354649	98%	302391	84%	146	0%
Grand Total	13462633	1,29,41,556	96%	1,08,41,645	81%	31801	2%
*Among those who have taken first dose							

TABLE 7. Age-Appropriate Group (15-17 Years) Coverage as on 15/06/2022 midnight

15-17 years Coverage as on 16/06/2022 at 12 AM					
District	Target	1st Dose Coverage	Percentage	2nd Dose Coverage	Percentage fully vaccinated
Alappuzha	80832	79605	98%	64405	80%
Ernakulam	172307	118116	69%	86039	50%
Idukki	51339	38495	75%	29128	57%
Kannur	97722	101487	104%	73450	75%
Kasaragod	60496	51341	85%	33416	55%
Kollam	105234	98464	94%	70314	67%
Kottayam	85400	70368	82%	51158	60%
Kozhikode	143028	111479	78%	60036	42%
Malappuram	241212	182280	76%	82546	34%
Palakkad	132742	116225	88%	83014	63%
Pathanamthitta	48854	40480	83%	31599	65%
Thiruvananthapuram	145238	111772	77%	74520	51%
Thrissur	123540	125061	101%	95965	78%
Wayanad	29245	36395	124%	24027	82%
Grand Total	1,517,189	12,81,568	84%	8,59,617	56%

Table 8: Age appropriate group (12-14 years) Coverage as on 15/06/2022 midnight

12-14 years Coverage as on 16/06/2022 at 12 AM					
District	Target	1st Dose Coverage	Percentage	2nd Dose Coverage	Percentage fully vaccinated
Alappuzha	43284	47864	111%	24589	57%
Ernakulam	90244	65516	73%	12105	13%
Idukki	29672	21878	74%	8471	29%
Kannur	89079	47237	53%	18299	21%
Kasaragod	39968	23491	59%	4340	11%
Kollam	69984	51432	73%	17817	25%
Kottayam	55571	41615	75%	18048	32%
Kozhikode	103644	38136	37%	5094	5%
Malappuram	159652	49162	31%	8890	6%
Palakkad	75249	48112	64%	22342	30%
Pathanamthitta	33203	21527	65%	10093	30%
Thiruvananthapuram	93804	62250	66%	20271	22%
Thrissur	99789	68747	69%	32230	32%
Wayanad	27857	16249	58%	4803	17%
Grand Total	10,11,000	6,03,216	60%	2,07,392	21%

TABLE9.State Summary (18+) as on 15/06/2022 midnight

State Summary (18+) 16/06/2022 at 12 AM							
District	Target	First Dose	Percentage	Second Dose	Percentage*	Precaution Dose	Percentage
Alappuzha	1704179	1606171	94%	1514950	89%	161067	27%
Ernakulam	2954098	3111438	105%	2683227	91%	221549	21%
Idukki	869082	897685	103%	761429	88%	41614	12%
Kannur	1913861	2007790	105%	1803001	94%	139179	20%
Kasaragod	992363	971872	98%	828524	83%	46034	12%
Kollam	2093511	2070878	99%	1825503	87%	145246	20%
Kottayam	1562022	1560335	100%	1394712	89%	134928	22%
Kozhikode	2499523	2514906	101%	2133302	85%	127194	16%
Malappuram	2988358	3140548	105%	2548094	85%	104905	14%
Palakkad	2140261	2156464	101%	1897725	89%	142109	24%
Pathanamthitta	1036488	1092088	105%	937858	90%	130364	26%
Thiruvananthapuram	2675400	2710373	101%	2386083	89%	229192	21%
Thrissur	2545664	2444374	96%	2302753	90%	231433	28%
Wayanad	659698	691084	105%	610477	93%	37523	13%
Grand Total	2,66,34,508	2,69,76,006	101%	2,36,27,638	88%	1892337	20%

*Revised target population(> 18 years) as per MOHFW is 2.67 crores

*As per letter from Additional Secretary MOHFW- D O No 2317579/2021/Imm dated 15/09/2021

TABLE 10. Achievement for the day 15/06/2022 midnight

Daily achievement		15/06/2022		
District	First Dose	Second Dose	Precaution dose	Total Doses Administered
Alappuzha	6	25	163	194
Ernakulam	30	99	859	988
Idukki	27	77	81	185
Kannur	14	36	198	248
Kasaragod	15	40	70	125
Kollam	6	10	224	240
Kottayam	15	12	273	300
Kozhikode	65	147	332	544
Malappuram	4170	453	262	4885
Palakkad	7	40	230	277
Pathanamthitta	0	9	235	244
Thiruvananthapuram	67	36	461	564
Thrissur	31	69	487	587
Wayanad	4	15	19	38
Grand Total	4457	1068	3894	9419

** Vaccine stock details couldn't be downloaded from e-VIN portal as the portal is down.

TABLE11.COVID Vaccination related sites

support@cowin.gov.in https://www.cowin.gov.in/home https://dashboard.kerala.gov.in/ https://dhs.kerala.gov.in/https://aogyakeralam.gov.in/https://sha.kerala.gov.in/

TABLE10.COVID Vaccination related Helpline numbers

National/State/District	Line1	Line2	Line3
National Helpline	1075	+91 1123978046	0120 4473222
Disha	1056	04712552056	
StateCallCenter	04712309251	04712309252	04712309255
Thiruvananthapuram	9188610100	1077	
Kollam	04742797609	8589015556	
Pathanamthitta	04682222515	04682228220	
Alappuzha	04772239999		
Kottayam	04812565200	04812304800	04812581900
Idukki	18004255640	04862232220	04862233118
Ernakulam	9072303861		
Thrissur	9400066921	9400066922	9400066923
Palakkad	04912505264	04912505189	8943341439
Malappuram	04832733253	04832737858	04832733252
Kozhikode	7594001442		
Wayanad	04936202343	04936202375	9072510900
Kannur	04972700194		
Kasargod	9061076590	9061079244	9061078026