



കേരള സർക്കാർ

www.health.kerala.gov.in

**COVID-19 OUTBREAK CONTROL AND PREVENTION STATE CELL
HEALTH&FAMILY WELFARE DEPARTMENT**

controlroomdhskerala@gmail.com

www.dhs.kerala.gov.in

Kerala HEALTH-COVID-19 DAILY VACCINATION BULLETIN

Date: 16/06/2022

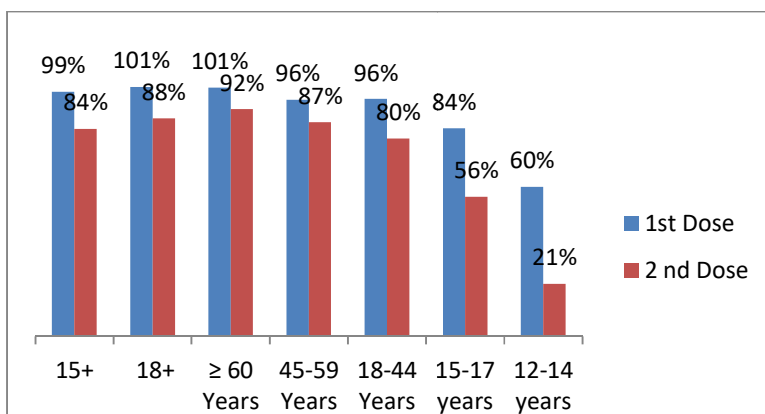
**OUR HEALTH OUR RESPONSIBILITY
VACCINE ADVISORY**

- *People who are vaccinated with Covid Vaccine are reported to have reduced Covid related ICU admissions, serious disease and death.*
- *Early vaccination is useful to safeguard our life from this deadly disease.*
- *Vaccination sessions are planned as per the availability of vaccine. All are requested to cooperate.*
- *After receiving the first dose, second dose of Covishield vaccine is to be taken between 12–16weeks and second dose of Covaxin between 4-6 weeks.*
- *Covid vaccination is currently available to all above 15 years. Children in 15-18 age group will get Covaxin.*
- *Health Staffs, Frontline workers and people above 60 years with co-morbidities will get precaution dose after 9 months or 39 weeks from the second dose. The Same vaccine administered as first and second dose is to be taken as precaution dose. People above 60 years with co-morbidities should take medical advice before receiving precaution dose.*
- *Vaccination is available free of cost in all Government covid vaccination centers, and at a nominal rate (as per the Gol order F.No.2079203/2021/Immunization) in selected private Hospitals.*
- ***ENSURE ALL YOUR ELIGIBLE FAMILY MEMBERS ARE PROTECTED BY RECEIVING ANY OF THE AVAILABLE COVID VACCINE.***
- ***“BOTH COVAXIN AND COVISHIELD ARE EQUALLY EFFECTIVE AND SAFE”***
- ***“BE FULLY PROTECTED – GET THE SECOND DOSE AT YOUR SCHEDULED TIME”***

ANALYSIS

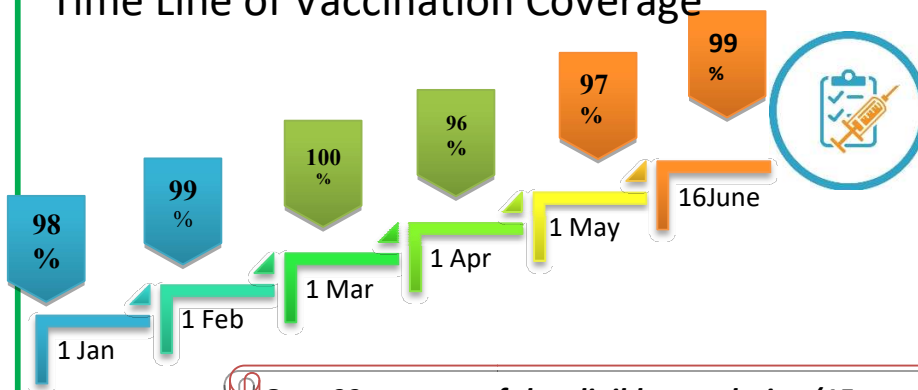
COVID-19 mass vaccinations are showing signs of preventing illness and steep decline in cases and hospital admissions in countries which done vaccination. Kerala started its vaccination for health care workers from January 16, 2021. The COVID-19 Vaccines Operational Guidelines issued by the Ministry of Health and Family Welfare, Govt. of India, 28th December 2020 and all subsequent Guidelines issued by Ministry of Health and Family Welfare, Govt of India are followed at the sites and all vaccination lanes

Summary of COVID Vaccine Administered as on 16/06/2022 midnight



- 99%** of eligible population vaccinated with a single dose till June 16
- 84%** of eligible population vaccinated with double dose till June 16
- State has vaccinated about **84%** of children aged 15 - 17 years with a single dose

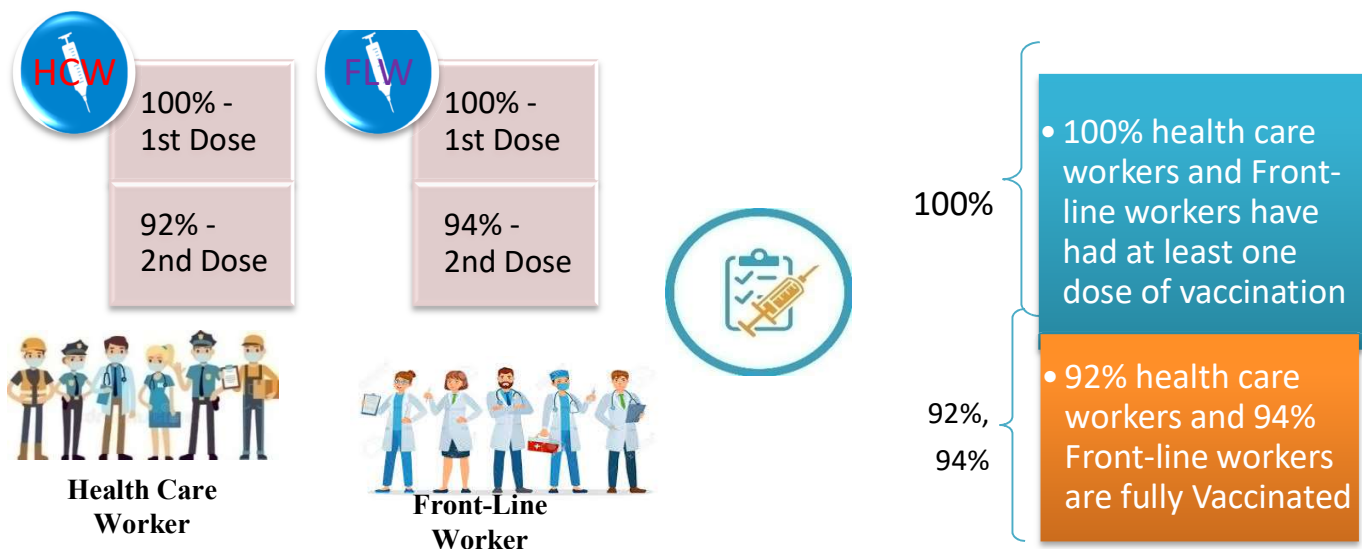
Time Line of Vaccination Coverage



Kerala began administration of COVID 19 Vaccines on 16th January, 2021. As of 16th June 2022, Kerala has administered over 55 million doses overall, including first and second doses of vaccines.


Over 99 per cent of the eligible population (15 + years) in Kerala has been administered the first dose of the Covid-19 vaccine. The state has achieved the target within 510 days since the beginning of the vaccination drive on January 16, 2021

Health Care Workers & Front-line Workers Vaccinated



Are You Vaccinated? You Still Need to Practice: SMS

- Even after vaccination, follow COVID appropriate behavior
- Practice Social Distancing and greet without physical contact
- Always wear clean face mask
- Wash your hands thoroughly and frequently or use hand sanitizer
- Follow the current COVID 19 guidelines to prevent further spread
- Stay Safe. Stay Strong. Get Vaccinated



Even After Getting Vaccinated Keep Taking Precautions to Protect Your Self



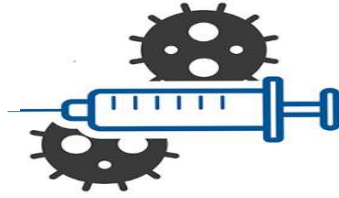
The Race Towards Full Vaccination - Weekly Trend

4th – 10th June 2022

Kerala Administered over

0.99 Lakh

COVID Vaccine Doses during 4th to 10th June, 2022



From 4th to 10th June 2022 on average

0.14 lakh

doses were administered daily.

Average Doses Administered Per day per week (in 1000)



Trend in average per day vaccination (in 1000) for the last two weeks



Race Against Time – Vaccination Quarterly Status

(Q1:16th Jan-Mar, Q2: Apr-June, Q3: July-Sep, Q4: Oct - Dec)

Daily Average Doses Administered per Quarter

In the first Quarter, only 42201 first doses and 5324 second doses were administered daily on average. During the second, third and fourth quarters, the daily vaccination of the first and second doses increased significantly.



Vaccination Achievement per Quarter

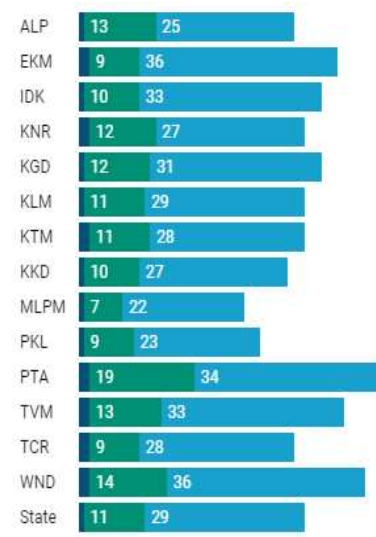
In the third quarter of the immunization drive, 52% of the eligible population (18 + age) in Kerala were given the first dose and 29% the second dose.

■ Q1 ■ Q2 ■ Q3

First Dose

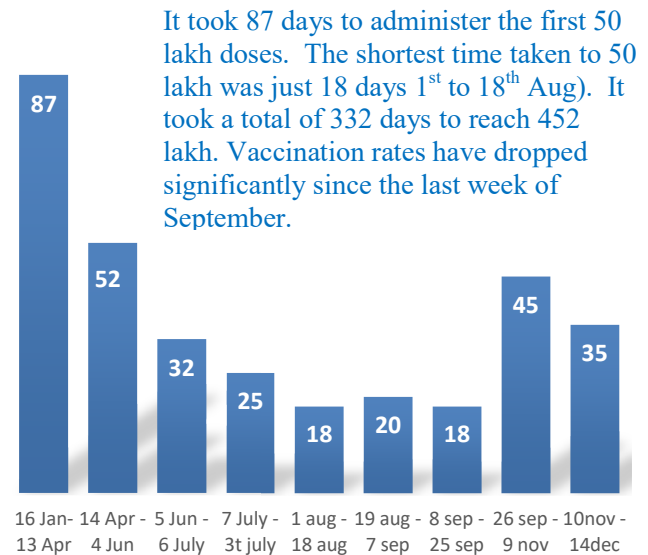


Second Dose



Dose Progression

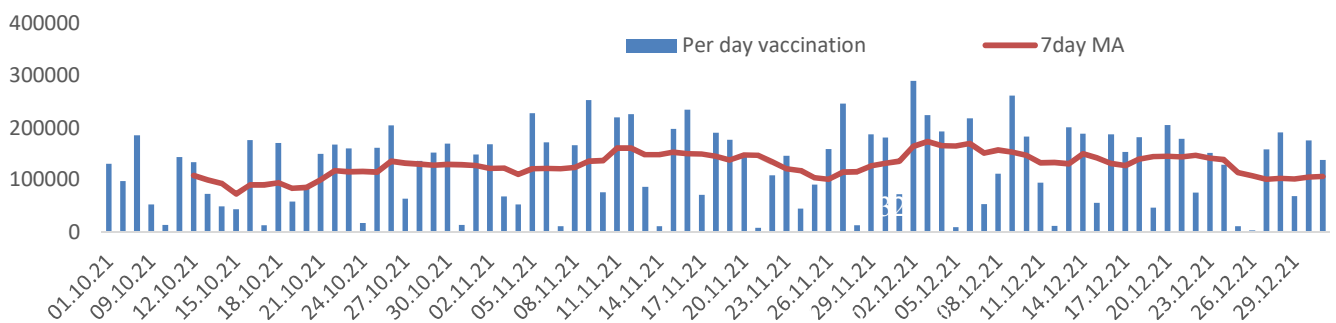
The chart shows the days taken for total COVID-19 Vaccination doses (both first and second) in Kerala to cross every 50 lakh dose mark



It took 87 days to administer the first 50 lakh doses. The shortest time taken to 50 lakh was just 18 days 1st to 18th Aug). It took a total of 332 days to reach 452 lakh. Vaccination rates have dropped significantly since the last week of September.

Vaccine Administered per Day and 7 days Moving Average in Last Quarter (Oct -Dec)

The seven-day moving average of daily doses in the last quarter showed a peak on December 2nd and continued to fluctuate thereafter



Important Message to the Public

- a. *Infection or infection rate is only a part and disease manifestation of disease is to be monitored*
- b. *Fatality among vaccinated people is very less. Disease severity among vaccinated people is less.*
- c. *People with comorbidity should be careful. Once detected covid positive they should get admitted and do not stay at home.*
- d. *Death among non-vaccinated people, especially people with comorbidity is because of late arrival in hospitals*
- e. *Diabetes and Hypertension together is the most common cause of patient death if they arrive late.*
- f. *Vaccinated people, only if symptomatic are advised to consult Doctor.*
- g. *Non Vaccinated people, if symptomatic, may do RTPCR test*
- h. *Antigen testing is only for emergency purpose*
- i. *Non vaccinated people with co-morbidities to do testing by RTPCR and consult doctor*
- j. *Repeat RTPCR is not needed among the people who are detected COVID positive in the previous 2 months*
- k. *All young person detected positive and at home isolation should do glucose test*

TABLE1.Total Vaccination done in the State as on 16/06/2022 midnight

State Summary (15+ years)-Total doses administered till 17/06/2022 at 12 AM								
District	Target	First Dose	Percent age	Second Dose	Percentage*	Precaution Dose	Percentage	Total doses administered
Alappuzha	1829568	1733771	95%	1604411	88%	162413	27%	35,00,595
Ernakulam	3217878	3295701	102%	2782814	87%	224566	20%	63,03,081
Idukki	950762	958114	101%	799163	84%	41653	12%	17,98,930
Kannur	2100307	2156696	103%	1895245	90%	139837	20%	41,91,778
Kasaragod	1092141	1046959	96%	866769	79%	46164	12%	19,59,892
Kollam	2268371	2221037	98%	1914341	84%	145734	20%	42,81,112
Kottayam	1704500	1672941	98%	1464867	86%	135780	22%	32,73,588
Kozhikode	2746273	2664679	97%	2198702	80%	127519	15%	49,90,900
Malappuram	3386535	3378192	100%	2640448	78%	105420	14%	61,24,060
Palakkad	2349082	2320980	99%	2003565	85%	143174	24%	44,67,719
Pathanamthitta	1118564	1154145	103%	979826	88%	130968	26%	22,64,939
Thiruvananthapuram	2914006	2885670	99%	2482390	85%	230024	21%	55,98,084
Thrissur	2767777	2638279	95%	2431336	88%	233775	27%	53,03,390
Wayanad	716933	743728	104%	639307	89%	37523	13%	14,20,558
Grand Total	29,162,697	2,88,70,892	99%	2,47,03,184	84%	19,04,550	20%	5,54,78,626

TABLE2.Covid-19 Vaccination Center Functional in the State as on 16/06/2022 midnight(17/06/2022 12AM)

DISTRICTS	12+	15+	18+	Total
Alappuzha	84	84	6	174
Ernakulam	22	8	61	91
Idukki	3	1	6	10
Kannur	3	4	20	27
Kasaragod	0	0	48	48
Kollam	7	22	14	43
Kottayam	17	30	20	67
Kozhikode	4	5	17	26
Malappuram	26	15	20	61
Palakkad	4	1	24	29
Pathanamthitta	10	12	16	38
Thiruvananthapuram	9	41	23	73
Thrissur	9	115	141	265
Wayanad	0	0	2	2
GrandTotal	198	338	418	954

TABLE3. Health Care Workers Coverage as on 16/06/2022 midnight

<i>DISTRICT</i>	<i>1st DOSE</i>	<i>2nd Dose</i>	<i>% fully vaccinated</i>	<i>Precaution dose</i>	<i>Precaution dose (%) *</i>
Alappuzha	29022	27232	94%	13842	53%
Ernakulam	85569	75819	89%	32150	45%
Idukki	13555	13009	96%	5977	49%
Kannur	40389	37542	93%	18623	52%
Kasaragod	11610	10821	93%	4900	48%
Kollam	36040	33819	94%	15390	49%
Kottayam	38706	36310	94%	17192	50%
Kozhikode	52735	47958	91%	18349	41%
Malappuram	44834	42002	94%	17933	46%
Palakkad	34675	32016	92%	15897	53%
Pathanamthitta	29337	25084	86%	11972	51%
Thiruvananthapuram	73433	66408	90%	27615	45%
Thrissur	51910	49198	95%	26938	58%
Wayanad	13978	13292	95%	6475	51%
Grand Total	555793	510510	92%	233253	49%

1st Dose coverage for HCW is 100%

*Proportion of beneficiaries who are eligible (completed 9 months after 2nd dose)

TABLE4. Frontline workers Coverage as on 16/06/2022 midnight

<i>DISTRICT</i>	<i>1st dose</i>	<i>2nd Dose</i>	<i>% fully vaccinated</i>	<i>Precaution dose</i>	<i>Precaution dose(%) *</i>
Alappuzha	39130	36753	94%	13390	38%
Ernakulam	54935	50351	92%	18674	39%
Idukki	22995	21345	93%	5547	28%
Kannur	41386	39973	97%	12702	33%
Kasaragod	24615	22482	91%	6307	29%
Kollam	42235	38841	92%	10682	30%
Kottayam	32141	30606	95%	11255	39%
Kozhikode	55273	52558	95%	9524	20%
Malappuram	53916	51280	95%	13733	28%
Palakkad	48097	45548	95%	16929	39%
Pathanamthitta	25250	22536	89%	7244	35%
Thiruvananthapuram	73005	67628	93%	22439	37%
Thrissur	41909	40737	97%	18294	47%
Wayanad	17021	16095	95%	4057	27%
Grand Total	571908	536733	94%	170777	34%

1st Dose coverage for FLW is 100%

*Proportion of beneficiaries who are eligible (completed 9 months after 2nd dose)

TABLE5.Age-Appropriate Group (45-59 Years) Coverage as on 16/06/2022 midnight

Table 5: Age appropriate group (45-59 years) coverage							
45-59 years Coverage as on		17/06/2022		at 12 AM			
District	Target	1st Dose Coverage	Percentage	2nd Dose Coverage	Percentage fully vaccinated	Precaution dose	%
Alappuzha	535436	438952	82%	416405	78%	3138	2%
Ernakulam	809349	783723	97%	703145	87%	13570	4%
Idukki	237564	246977	104%	219240	92%	645	0%
Kannur	527295	515914	98%	480515	91%	2905	1%
Kasaragod	253027	252266	100%	224110	89%	401	0%
Kollam	541201	560114	103%	503022	93%	3250	1%
Kottayam	478470	414191	87%	374938	78%	4118	2%
Kozhikode	658949	655170	99%	581995	88%	3572	1%
Malappuram	733338	723051	99%	629198	86%	1946	1%
Palakkad	614226	547248	89%	500339	81%	3565	2%
Pathanamthitta	264372	281848	107%	251854	95%	3205	2%
Thiruvananthapuram	735836	681722	93%	614044	83%	8771	2%
Thrissur	689418	664071	96%	626010	91%	11320	4%
Wayanad	170537	177133	104%	164294	96%	341	0%
Grand Total	7249018	69,42,380	96%	62,89,109	87%	60747	2%

TABLE6.Age-Appropriate Group (≥60 Years) Coverage as on 16/06/2022midnight

Table 6: Age appropriate group (≥ 60 years) coverage							
≥ 60 years Coverage as on		17/06/2022		at 12 AM			
District	Target	1st Dose Coverage	Percentage	2nd Dose Coverage	Percentage fully vaccinated	Precaution dose	%
Alappuzha	424565	429069	101%	400952	94%	130397	48%
Ernakulam	673885	676314	100%	620932	92%	151924	35%
Idukki	193981	194577	100%	173095	89%	29091	23%
Kannur	438602	444513	101%	412800	94%	103909	38%
Kasaragod	182460	181711	100%	160367	88%	34241	26%
Kollam	497558	499543	100%	455350	92%	114727	38%
Kottayam	418008	419717	100%	384283	92%	101151	40%
Kozhikode	526896	529244	100%	480167	91%	93835	31%
Malappuram	477642	488139	102%	434700	91%	70623	27%
Palakkad	437708	439824	100%	402269	92%	105521	44%
Pathanamthitta	311297	312249	100%	280765	90%	106520	46%
Thiruvananthapuram	630465	633099	100%	571703	91%	165315	40%
Thrissur	581781	588205	101%	558507	96%	172800	48%
Wayanad	128009	128303	100%	114405	89%	26504	27%
Grand Total	5922857	59,64,507	101%	54,50,295	92%	14,06,558	38%

TABLE 6. Age-Appropriate Group (18-44 Years) Coverage as on 16/06/2022 midnight

18-44 years Coverage as on 17/06/2022 at 12 AM							
District	Target	First Dose					
		1st Dose Coverage	Percentage	2nd Dose Coverage	Percentage fully vaccinated	Precaution dose	%
Alappuzha	744178	670065	90%	633909	85%	1646	2%
Ernakulam	1470864	1511021	103%	1233610	84%	8248	4%
Idukki	437537	419581	96%	334746	77%	393	1%
Kannur	947964	965633	102%	832426	88%	1698	1%
Kasaragod	556876	501712	90%	410880	74%	315	0%
Kollam	1054752	932977	88%	794652	75%	1685	1%
Kottayam	665544	655637	99%	568853	85%	2064	2%
Kozhikode	1313678	1222552	93%	970771	74%	2239	2%
Malappuram	1777378	1830709	103%	1391294	78%	1185	1%
Palakkad	1088327	1086669	100%	917934	84%	1262	1%
Pathanamthitta	460819	443425	96%	357765	78%	2027	3%
Thiruvananthapuram	1309099	1249180	95%	1066620	81%	5884	3%
Thrissur	1274465	1098331	86%	1028523	81%	4423	3%
Wayanad	361152	354649	98%	302391	84%	146	0%
Grand Total	13462633	1,29,42,141	96%	1,08,44,374	81%	33215	2%
*Among those who have taken first dose							

TABLE 7. Age-Appropriate Group (15-17 Years) Coverage as on 16/06/2022 midnight

15-17 years Coverage as on 17/06/2022 at 12 AM					
District	Target	1st Dose Coverage	Percentage	2nd Dose Coverage	Percentage fully vaccinated
Alappuzha	80832	79606	98%	64408	80%
Ernakulam	172307	118193	69%	86178	50%
Idukki	51339	38495	75%	29128	57%
Kannur	97722	101505	104%	73520	75%
Kasaragod	60496	51383	85%	33504	55%
Kollam	105234	98593	94%	70649	67%
Kottayam	85400	70532	83%	51536	60%
Kozhikode	143028	111498	78%	60071	42%
Malappuram	241212	182676	76%	82727	34%
Palakkad	132742	116230	88%	83033	63%
Pathanamthitta	48854	40497	83%	31683	65%
Thiruvananthapuram	145238	112400	77%	75672	52%
Thrissur	123540	125079	101%	96018	78%
Wayanad	29245	36395	124%	24027	82%
Grand Total	1,517,189	12,83,082	84%	8,62,154	56%

Table 8: Age appropriate group (12-14 years) Coverage as on 16/06/2022 midnight

12-14 years Coverage as on 17/06/2022 at 12 AM					
District	Target	1st Dose Coverage	Percentage	2nd Dose Coverage	Percentage fully vaccinated
Alappuzha	43284	47927	111%	24752	57%
Ernakulam	90244	65946	73%	12779	14%
Idukki	29672	21934	74%	8600	29%
Kannur	89079	47356	53%	18469	21%
Kasaragod	39968	23662	59%	4605	12%
Kollam	69984	51535	74%	18008	26%
Kottayam	55571	42017	76%	18341	33%
Kozhikode	103644	38207	37%	5182	5%
Malappuram	159652	54867	34%	9247	6%
Palakkad	75249	48237	64%	22426	30%
Pathanamthitta	33203	21539	65%	10139	31%
Thiruvananthapuram	93804	62831	67%	20315	22%
Thrissur	99789	68774	69%	32343	32%
Wayanad	27857	16249	58%	4803	17%
Grand Total	10,11,000	6,11,081	60%	2,10,009	21%

TABLE9.State Summary (18+) as on 16/06/2022 midnight

State Summary (18+) 17/06/2022 at 12 AM							
District	Target	First Dose	Percentage	Second Dose	Percentage*	Precaution Dose	Percentage
Alappuzha	1704179	1606238	94%	1515251	89%	162413	27%
Ernakulam	2954098	3111562	105%	2683857	91%	224566	20%
Idukki	869082	897685	103%	761435	88%	41653	12%
Kannur	1913861	2007835	105%	1803256	94%	139837	20%
Kasaragod	992363	971914	98%	828660	84%	46164	12%
Kollam	2093511	2070909	99%	1825684	87%	145734	20%
Kottayam	1562022	1560392	100%	1394990	89%	135780	22%
Kozhikode	2499523	2514974	101%	2133449	85%	127519	15%
Malappuram	2988358	3140649	105%	2548474	85%	105420	14%
Palakkad	2140261	2156513	101%	1898106	89%	143174	24%
Pathanamthitta	1036488	1092109	105%	938004	90%	130968	26%
Thiruvananthapuram	2675400	2710439	101%	2386403	89%	230024	21%
Thrissur	2545664	2444426	96%	2302975	90%	233775	27%
Wayanad	659698	691084	105%	610477	93%	37523	13%
Grand Total	2,66,34,508	2,69,76,729	101%	2,36,31,021	88%	1904550	20%

*Revised target population(> 18 years) as per MOHFW is 2.67 crores

*As per letter from Additional Secretary MOHFW- D O No 2317579/2021/Imm dated 15/09/2021

TABLE 10. Achievement for the day 16/06/2022 midnight

Daily achievement 16/06/2022				
District	First Dose	Second Dose	Precaution dose	Total Doses Administered
Alappuzha	131	467	1346	1944
Ernakulam	631	1443	3009	5083
Idukki	56	136	39	231
Kannur	180	492	648	1320
Kasaragod	255	489	130	874
Kollam	262	707	488	1457
Kottayam	623	950	852	2425
Kozhikode	143	269	315	727
Malappuram	5999	884	508	7391
Palakkad	179	484	1062	1725
Pathanamthitta	50	276	604	930
Thiruvananthapuram	1275	1516	826	3617
Thrissur	97	388	2342	2827
Wayanad	0	0	0	0
Grand Total	9881	8501	12169	30551

** Vaccine stock details couldn't be downloaded from e-VIN portal as the portal is down.

TABLE11.COVID Vaccination related sites

support@cowin.gov.in https://www.cowin.gov.in/home https://dashboard.kerala.gov.in/ https://dhs.kerala.gov.in/https://aogyakeralam.gov.in/https://sha.kerala.gov.in/

TABLE10.COVID Vaccination related Helpline numbers

National/State/District	Line1	Line2	Line3
National Helpline	1075	+91 1123978046	0120 4473222
Disha	1056	04712552056	
StateCallCenter	04712309251	04712309252	04712309255
Thiruvananthapuram	9188610100	1077	
Kollam	04742797609	8589015556	
Pathanamthitta	04682222515	04682228220	
Alappuzha	04772239999		
Kottayam	04812565200	04812304800	04812581900
Idukki	18004255640	04862232220	04862233118
Ernakulam	9072303861		
Thrissur	9400066921	9400066922	9400066923
Palakkad	04912505264	04912505189	8943341439
Malappuram	04832733253	04832737858	04832733252
Kozhikode	7594001442		
Wayanad	04936202343	04936202375	9072510900
Kannur	04972700194		
Kasargod	9061076590	9061079244	9061078026