



കേരള സർക്കാർ

[www.health.kerala.gov.in](http://www.health.kerala.gov.in)

**COVID-19 OUTBREAK CONTROL AND PREVENTION STATE CELL  
HEALTH&FAMILY WELFARE DEPARTMENT**

[controlroomdhskerala@gmail.com](mailto:controlroomdhskerala@gmail.com)

[www.dhs.kerala.gov.in](http://www.dhs.kerala.gov.in)

**Kerala HEALTH-COVID-19 DAILY VACCINATION BULLETIN**

**Date: 17/06/2022**

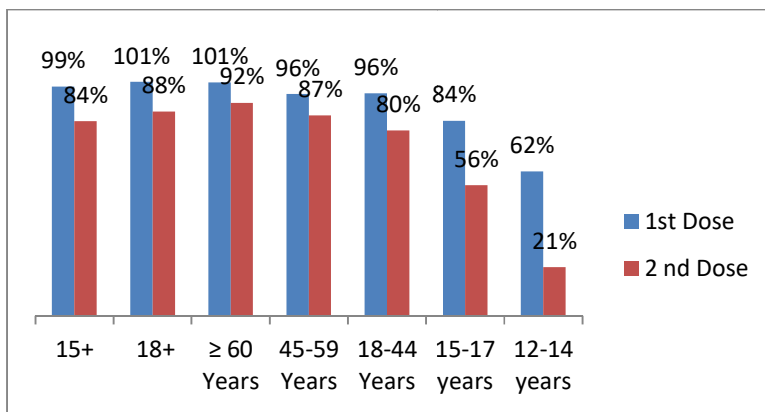
**OUR HEALTH OUR RESPONSIBILITY  
VACCINE ADVISORY**

- *People who are vaccinated with Covid Vaccine are reported to have reduced Covid related ICU admissions, serious disease and death.*
- *Early vaccination is useful to safeguard our life from this deadly disease.*
- *Vaccination sessions are planned as per the availability of vaccine. All are requested to cooperate.*
- *After receiving the first dose, second dose of Covishield vaccine is to be taken between 12–16weeks and second dose of Covaxin between 4-6 weeks.*
- *Covid vaccination is currently available to all above 15 years. Children in 15-18 age group will get Covaxin.*
- *Health Staffs, Frontline workers and people above 60 years with co-morbidities will get precaution dose after 9 months or 39 weeks from the second dose. The Same vaccine administered as first and second dose is to be taken as precaution dose. People above 60 years with co-morbidities should take medical advice before receiving precaution dose.*
- *Vaccination is available free of cost in all Government covid vaccination centers, and at a nominal rate (as per the Gol order F.No.2079203/2021/Immunization) in selected private Hospitals.*
- **ENSURE ALL YOUR ELIGIBLE FAMILY MEMBERS ARE PROTECTED BY RECEIVING ANY OF THE AVAILABLE COVID VACCINE.**
- **“BOTH COVAXIN AND COVISHIELD ARE EQUALLY EFFECTIVE AND SAFE”**
- **“BE FULLY PROTECTED – GET THE SECOND DOSE AT YOUR SCHEDULED TIME”**

### ANALYSIS

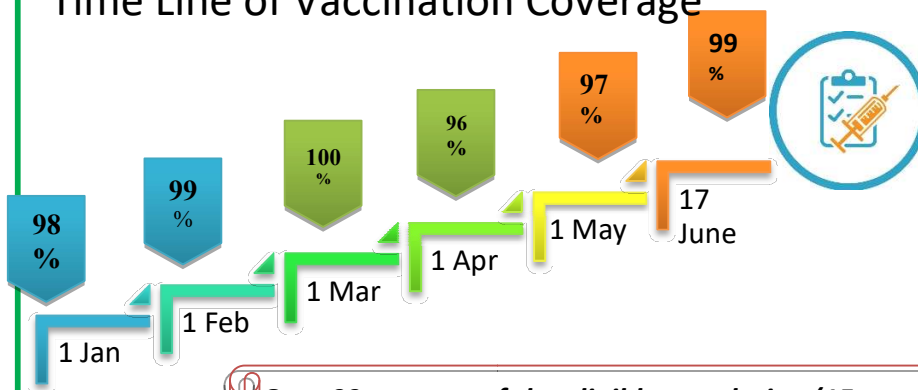
COVID-19 mass vaccinations are showing signs of preventing illness and steep decline in cases and hospital admissions in countries which done vaccination. Kerala started its vaccination for health care workers from January 16, 2021. The COVID-19 Vaccines Operational Guidelines issued by the Ministry of Health and Family Welfare, Govt. of India, 28th December 2020 and all subsequent Guidelines issued by Ministry of Health and Family Welfare, Govt of India are followed at the sites and all vaccination lanes

### Summary of COVID Vaccine Administered as on 17/06/2022 midnight



- 99%** of eligible population vaccinated with a single dose till June 17
- 84%** of eligible population vaccinated with double dose till June 17
- State has vaccinated about **84%** of children aged 15 - 17 years with a single dose

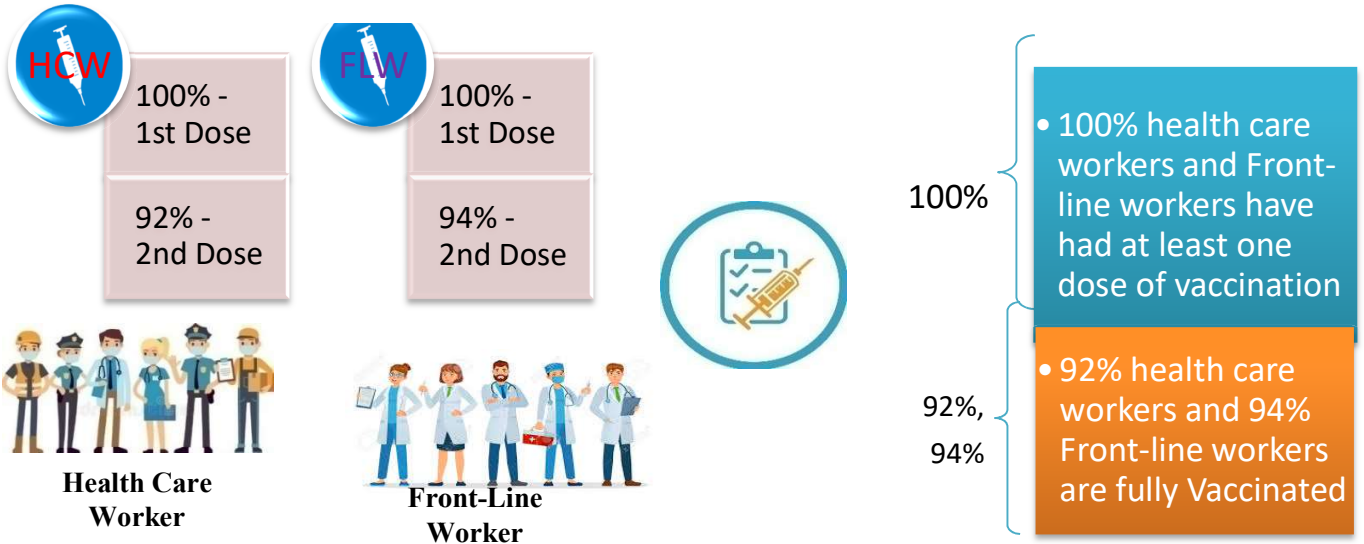
### Time Line of Vaccination Coverage



Kerala began administration of COVID 19 Vaccines on 16<sup>th</sup> January, 2021. As of 17th June 2022, Kerala has administered over 55 million doses overall, including first and second doses of vaccines.

**Over 99 per cent of the eligible population (15 + years) in Kerala has been administered the first dose of the Covid-19 vaccine. The state has achieved the target within 510 days since the beginning of the vaccination drive on January 16, 2021**

# Health Care Workers & Front-line Workers Vaccinated



## Are You Vaccinated? You Still Need to Practice: SMS

- Even after vaccination, follow COVID appropriate behavior
- Practice Social Distancing and greet without physical contact
- Always wear clean face mask
- Wash your hands thoroughly and frequently or use hand sanitizer
- Follow the current COVID 19 guidelines to prevent further spread
- Stay Safe. Stay Strong. Get Vaccinated



Even After Getting Vaccinated Keep Taking Precautions to Protect Your Self

**GET VACCINATED**      **WASH YOUR HANDS**      **WEAR A MASK**      **KEEP YOUR DISTANCE**

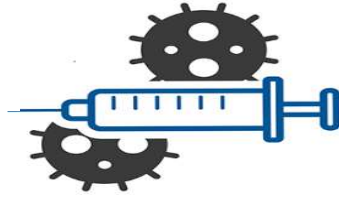
# The Race Towards Full Vaccination - Weekly Trend

## 4<sup>th</sup> – 10<sup>th</sup> June 2022

Kerala Administered over

# 0.99 Lakh

COVID Vaccine Doses during 4<sup>th</sup> to 10<sup>th</sup> June, 2022



From 4<sup>th</sup> to 10<sup>th</sup> June 2022 on average

# 0.14 lakh

doses were administered daily.

Average Doses Administered Per day per week (in 1000)



Trend in average per day vaccination (in 1000) for the last two weeks



# Race Against Time – Vaccination Quarterly Status

(Q1:16<sup>th</sup> Jan-Mar, Q2: Apr-June, Q3: July-Sep, Q4: Oct - Dec)

## Daily Average Doses Administered per Quarter

In the first Quarter, only 42201 first doses and 5324 second doses were administered daily on average. During the second, third and fourth quarters, the daily vaccination of the first and second doses increased significantly.



## Vaccination Achievement per Quarter

In the third quarter of the immunization drive, 52% of the eligible population (18 + age) in Kerala were given the first dose and 29% the second dose.

■ Q1 ■ Q2 ■ Q3

### First Dose

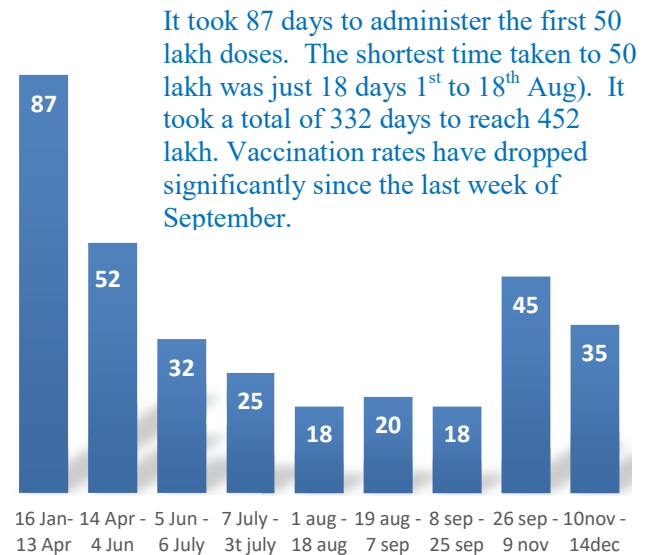


### Second Dose



## Dose Progression

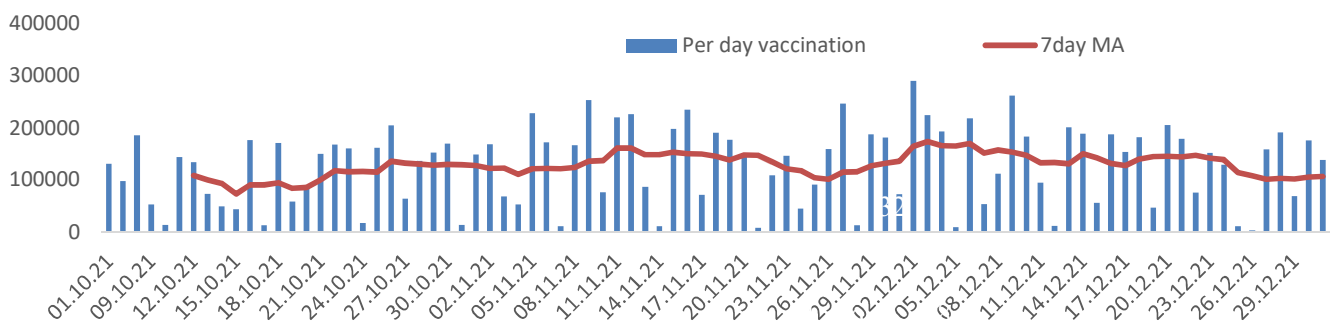
The chart shows the days taken for total COVID-19 Vaccination doses (both first and second) in Kerala to cross every 50 lakh dose mark



It took 87 days to administer the first 50 lakh doses. The shortest time taken to 50 lakh was just 18 days 1<sup>st</sup> to 18<sup>th</sup> Aug). It took a total of 332 days to reach 452 lakh. Vaccination rates have dropped significantly since the last week of September.

## Vaccine Administered per Day and 7 days Moving Average in Last Quarter (Oct -Dec)

The seven-day moving average of daily doses in the last quarter showed a peak on December 2<sup>nd</sup> and continued to fluctuate thereafter



## Important Message to the Public

- a. *Infection or infection rate is only a part and disease manifestation of disease is to be monitored*
- b. *Fatality among vaccinated people is very less. Disease severity among vaccinated people is less.*
- c. *People with comorbidity should be careful. Once detected covid positive they should get admitted and do not stay at home.*
- d. *Death among non-vaccinated people, especially people with comorbidity is because of late arrival in hospitals*
- e. *Diabetes and Hypertension together is the most common cause of patient death if they arrive late.*
- f. *Vaccinated people, only if symptomatic are advised to consult Doctor.*
- g. *Non Vaccinated people, if symptomatic, may do RTPCR test*
- h. *Antigen testing is only for emergency purpose*
- i. *Non vaccinated people with co-morbidities to do testing by RTPCR and consult doctor*
- j. *Repeat RTPCR is not needed among the people who are detected COVID positive in the previous 2 months*
- k. *All young person detected positive and at home isolation should do glucose test*

TABLE1.Total Vaccination done in the State as on 17/06/2022 midnight

State Summary (15+ years)-Total doses administered till 18/06/2022 at 12 AM								
District	Target	First Dose	Percent age	Second Dose	Percentage*	Precaution Dose	Percentage	Total doses administered
Alappuzha	1829568	1733864	95%	1604692	88%	162866	27%	35,01,422
Ernakulam	3217878	3296408	102%	2784464	87%	227470	20%	63,08,342
Idukki	950762	958336	101%	799785	84%	42018	12%	18,00,139
Kannur	2100307	2156913	103%	1896036	90%	141042	20%	41,93,991
Kasaragod	1092141	1047530	96%	867230	79%	46189	11%	19,60,949
Kollam	2268371	2221284	98%	1914886	84%	146424	19%	42,82,594
Kottayam	1704500	1673542	98%	1465610	86%	136693	22%	32,75,845
Kozhikode	2746273	2665248	97%	2199409	80%	128065	15%	49,92,722
Malappuram	3386535	3387435	100%	2642926	78%	105966	13%	61,36,327
Palakkad	2349082	2321731	99%	2004168	85%	144301	24%	44,70,200
Pathanamthitta	1118564	1154327	103%	980332	88%	131420	26%	22,66,079
Thiruvananthapuram	2914006	2886209	99%	2482727	85%	231170	20%	56,00,106
Thrissur	2767777	2638629	95%	2432396	88%	236717	27%	53,07,742
Wayanad	716933	743885	104%	639730	89%	37697	12%	14,21,312
<b>Grand Total</b>	<b>29,162,697</b>	<b>2,88,85,341</b>	<b>99%</b>	<b>2,47,14,391</b>	<b>84%</b>	<b>19,18,038</b>	<b>20%</b>	<b>5,55,17,770</b>

TABLE2.Covid-19 Vaccination Center Functional in the State as on 17/06/2022 midnight(18/06/2022 12AM)

DISTRICTS	12+	15+	18+	Total
Alappuzha	1	0	89	90
Ernakulam	30	23	52	105
Idukki	9	6	17	32
Kannur	5	5	30	40
Kasaragod	6	0	3	9
Kollam	8	6	17	31
Kottayam	18	19	18	55
Kozhikode	12	11	24	47
Malappuram	69	37	29	135
Palakkad	7	7	26	40
Pathanamthitta	14	9	15	38
Thiruvananthapuram	25	6	66	97
Thrissur	33	115	141	289
Wayanad	7	5	7	19
<b>GrandTotal</b>	<b>244</b>	<b>249</b>	<b>534</b>	<b>1027</b>

TABLE3. Health Care Workers Coverage as on 17/06/2022 midnight

<i>DISTRICT</i>	<i>1st DOSE</i>	<i>2nd Dose</i>	<i>% fully vaccinated</i>	<i>Precaution dose</i>	<i>Precaution dose (%) *</i>
<b>Alappuzha</b>	29022	27232	94%	13860	53%
<b>Ernakulam</b>	85569	75822	89%	32199	45%
<b>Idukki</b>	13555	13009	96%	5992	49%
<b>Kannur</b>	40390	37543	93%	18675	52%
<b>Kasaragod</b>	11610	10821	93%	4900	48%
<b>Kollam</b>	36040	33820	94%	15435	49%
<b>Kottayam</b>	38706	36313	94%	17238	50%
<b>Kozhikode</b>	52735	47958	91%	18380	41%
<b>Malappuram</b>	44834	42002	94%	17983	46%
<b>Palakkad</b>	34676	32016	92%	15931	53%
<b>Pathanamthitta</b>	29337	25085	86%	12001	51%
<b>Thiruvananthapuram</b>	73433	66408	90%	27694	45%
<b>Thrissur</b>	51910	49198	95%	26997	58%
<b>Wayanad</b>	13978	13293	95%	6485	51%
<b>Grand Total</b>	<b>555795</b>	<b>510520</b>	<b>92%</b>	<b>233770</b>	<b>49%</b>

1st Dose coverage for HCW is 100%

\*Proportion of beneficiaries who are eligible ( completed 9 months after 2nd dose )

TABLE4. Frontline workers Coverage as on 17/06/2022 midnight

<i>DISTRICT</i>	<i>1st dose</i>	<i>2nd Dose</i>	<i>% fully vaccinated</i>	<i>Precaution dose</i>	<i>Precaution dose(%) *</i>
<b>Alappuzha</b>	39130	36753	94%	13411	38%
<b>Ernakulam</b>	54935	50353	92%	18730	40%
<b>Idukki</b>	22995	21345	93%	5566	28%
<b>Kannur</b>	41386	39973	97%	12750	33%
<b>Kasaragod</b>	24615	22482	91%	6307	29%
<b>Kollam</b>	42235	38842	92%	10699	30%
<b>Kottayam</b>	32141	30606	95%	11323	39%
<b>Kozhikode</b>	55273	52560	95%	9552	20%
<b>Malappuram</b>	53916	51282	95%	13822	28%
<b>Palakkad</b>	48097	45549	95%	17022	40%
<b>Pathanamthitta</b>	25250	22536	89%	7255	35%
<b>Thiruvananthapuram</b>	73005	67629	93%	22525	37%
<b>Thrissur</b>	41909	40737	97%	18422	47%
<b>Wayanad</b>	17021	16095	95%	4064	27%
<b>Grand Total</b>	<b>571908</b>	<b>536742</b>	<b>94%</b>	<b>171448</b>	<b>34%</b>

1st Dose coverage for FLW is 100%

\*Proportion of beneficiaries who are eligible ( completed 9 months after 2nd dose )



TABLE5.Age-Appropriate Group (45-59 Years) Coverage as on 17/06/2022 midnight

Table 5: Age appropriate group (45-59 years) coverage							
45-59 years Coverage as on			18/06/2022 at 12 AM				
District	Target	1st Dose Coverage	Percentage	2nd Dose Coverage	Percentage fully vaccinated	Precaution dose	%
Alappuzha	535436	438955	82%	416417	78%	3186	2%
Ernakulam	809349	783732	97%	703216	87%	13942	4%
Idukki	237564	246979	104%	219251	92%	648	0%
Kannur	527295	515921	98%	480561	91%	2946	1%
Kasaragod	253027	252265	100%	224110	89%	406	0%
Kollam	541201	560121	103%	503040	93%	3311	1%
Kottayam	478470	414195	87%	374957	78%	4197	2%
Kozhikode	658949	655180	99%	582020	88%	3611	1%
Malappuram	733338	723059	99%	629252	86%	1968	1%
Palakkad	614226	547256	89%	500386	81%	3615	2%
Pathanamthitta	264372	281848	107%	251863	95%	3254	2%
Thiruvananthapuram	735836	681728	93%	614061	83%	8919	2%
Thrissur	689418	664080	96%	626056	91%	11476	4%
Wayanad	170537	177133	104%	164298	96%	359	0%
<b>Grand Total</b>	<b>7249018</b>	<b>69,42,452</b>	<b>96%</b>	<b>62,89,488</b>	<b>87%</b>	<b>61838</b>	<b>2%</b>

TABLE6.Age-Appropriate Group (≥60 Years) Coverage as on 17/06/2022midnight

Table 6: Age appropriate group (≥ 60 years) coverage							
≥ 60 years Coverage as on			18/06/2022 at 12 AM				
District	Target	1st Dose Coverage	Percentage	2nd Dose Coverage	Percentage fully vaccinated	Precaution dose	%
Alappuzha	424565	429073	101%	400966	94%	130711	48%
Ernakulam	673885	676322	100%	620986	92%	153849	35%
Idukki	193981	194577	100%	173103	89%	29415	23%
Kannur	438602	444519	101%	412827	94%	104916	38%
Kasaragod	182460	181712	100%	160371	88%	34246	26%
Kollam	497558	499545	100%	455361	92%	115215	38%
Kottayam	418008	419728	100%	384304	92%	101774	40%
Kozhikode	526896	529249	100%	480186	91%	94195	31%
Malappuram	477642	488140	102%	434718	91%	70965	27%
Palakkad	437708	439829	100%	402308	92%	106409	43%
Pathanamthitta	311297	312255	100%	280781	90%	106816	46%
Thiruvananthapuram	630465	633100	100%	571728	91%	165862	40%
Thrissur	581781	588210	101%	558535	96%	175189	48%
Wayanad	128009	128304	100%	114412	89%	26632	27%
<b>Grand Total</b>	<b>5922857</b>	<b>59,64,563</b>	<b>101%</b>	<b>54,50,586</b>	<b>92%</b>	<b>14,16,194</b>	<b>38%</b>

TABLE 6. Age-Appropriate Group (18-44 Years) Coverage as on 17/06/2022 midnight

18-44 years Coverage as on 18/06/2022 at 12 AM							
District	Target	First Dose					
		1st Dose Coverage	Percentage	2nd Dose Coverage	Percentage fully vaccinated	Precaution dose	%
Alappuzha	744178	670084	90%	633985	85%	1698	2%
Ernakulam	1470864	1511105	103%	1234015	84%	8750	4%
Idukki	437537	419599	96%	334825	77%	397	1%
Kannur	947964	965682	102%	832782	88%	1755	1%
Kasaragod	556876	501712	90%	410881	74%	330	0%
Kollam	1054752	932999	88%	794785	75%	1764	1%
Kottayam	665544	655675	99%	569007	85%	2161	2%
Kozhikode	1313678	1222614	93%	971013	74%	2327	2%
Malappuram	1777378	1830809	103%	1391691	78%	1228	1%
Palakkad	1088327	1086698	100%	918180	84%	1324	1%
Pathanamthitta	460819	443440	96%	357852	78%	2094	3%
Thiruvananthapuram	1309099	1249209	95%	1066737	81%	6170	3%
Thrissur	1274465	1098366	86%	1028862	81%	4633	3%
Wayanad	361152	354665	98%	302447	84%	157	0%
<b>Grand Total</b>	<b>13462633</b>	<b>1,29,42,657</b>	<b>96%</b>	<b>1,08,47,062</b>	<b>81%</b>	<b>34788</b>	<b>2%</b>
*Among those who have taken first dose							

TABLE 7. Age-Appropriate Group (15-17 Years) Coverage as on 17/06/2022 midnight

15-17 years Coverage as on 18/06/2022 at 12 AM					
District	Target	1st Dose Coverage	Percentage	2nd Dose Coverage	Percentage fully vaccinated
Alappuzha	80832	79608	98%	64419	80%
Ernakulam	172307	118326	69%	86435	50%
Idukki	51339	38517	75%	29174	57%
Kannur	97722	101542	104%	73607	75%
Kasaragod	60496	51471	85%	33611	56%
Kollam	105234	98628	94%	70732	67%
Kottayam	85400	70710	83%	51793	61%
Kozhikode	143028	111637	78%	60338	42%
Malappuram	241212	183370	76%	83651	35%
Palakkad	132742	116245	88%	83096	63%
Pathanamthitta	48854	40511	83%	31734	65%
Thiruvananthapuram	145238	112432	77%	75713	52%
Thrissur	123540	125169	101%	96296	78%
Wayanad	29245	36410	124%	24097	82%
<b>Grand Total</b>	<b>1,517,189</b>	<b>12,84,576</b>	<b>84%</b>	<b>8,64,696</b>	<b>56%</b>

Table 8: Age appropriate group (12-14 years) Coverage as on 17/06/2022 midnight

12-14 years Coverage as on 18/06/2022 at 12 AM					
District	Target	1st Dose Coverage	Percentage	2nd Dose Coverage	Percentage fully vaccinated
Alappuzha	43284	47992	111%	24920	58%
Ernakulam	90244	66419	74%	13637	15%
Idukki	29672	22114	75%	9078	31%
Kannur	89079	47473	53%	18743	21%
Kasaragod	39968	24145	60%	4954	12%
Kollam	69984	51716	74%	18306	26%
Kottayam	55571	42387	76%	18630	34%
Kozhikode	103644	38560	37%	5334	5%
Malappuram	159652	63307	40%	10330	6%
Palakkad	75249	48930	65%	22633	30%
Pathanamthitta	33203	21686	65%	10481	32%
Thiruvananthapuram	93804	63302	67%	20451	22%
Thrissur	99789	68985	69%	32712	33%
Wayanad	27857	16374	59%	5088	18%
<b>Grand Total</b>	<b>10,11,000</b>	<b>6,23,390</b>	<b>62%</b>	<b>2,15,297</b>	<b>21%</b>

TABLE9.State Summary (18+) as on 17/06/2022 midnight

State Summary (18+) 18/06/2022 at 12 AM							
District	Target	First Dose	Percentage	Second Dose	Percentage*	Precaution Dose	Percentage
Alappuzha	1704179	1606264	94%	1515353	89%	162866	27%
Ernakulam	2954098	3111663	105%	2684392	91%	227470	20%
Idukki	869082	897705	103%	761533	88%	42018	12%
Kannur	1913861	2007898	105%	1803686	94%	141042	20%
Kasaragod	992363	971914	98%	828665	84%	46189	11%
Kollam	2093511	2070940	99%	1825848	87%	146424	19%
Kottayam	1562022	1560445	100%	1395187	89%	136693	22%
Kozhikode	2499523	2515051	101%	2133737	85%	128065	15%
Malappuram	2988358	3140758	105%	2548945	85%	105966	13%
Palakkad	2140261	2156556	101%	1898439	89%	144301	24%
Pathanamthitta	1036488	1092130	105%	938117	91%	131420	26%
Thiruvananthapuram	2675400	2710475	101%	2386563	89%	231170	20%
Thrissur	2545664	2444475	96%	2303388	90%	236717	27%
Wayanad	659698	691101	105%	610545	93%	37697	12%
<b>Grand Total</b>	<b>2,66,34,508</b>	<b>2,69,77,375</b>	<b>101%</b>	<b>2,36,34,398</b>	<b>88%</b>	<b>1918038</b>	<b>20%</b>

\*Revised target population(> 18 years) as per MOHFW is 2.67 crores

\*As per letter from Additional Secretary MOHFW- D O No 2317579/2021/Imm dated 15/09/2021

TABLE 10. Achievement for the day 17/06/2022 midnight

Daily achievement		17/06/2022		
District	First Dose	Second Dose	Precaution dose	Total Doses Administered
Alappuzha	93	280	429	802
Ernakulam	706	1647	2904	5257
Idukki	222	622	363	1207
Kannur	217	790	1194	2201
Kasaragod	572	461	25	1058
Kollam	247	544	690	1481
Kottayam	597	729	910	2236
Kozhikode	564	707	545	1816
Malappuram	9232	2476	545	12253
Palakkad	751	602	1115	2468
Pathanamthitta	182	504	449	1135
Thiruvananthapuram	538	335	1143	2016
Thrissur	350	1060	2937	4347
Wayanad	157	423	174	754
<b>Grand Total</b>	<b>14428</b>	<b>11180</b>	<b>13423</b>	<b>39031</b>

\*\* Vaccine stock details couldn't be downloaded from e-VIN portal as the portal is down.

TABLE11.COVID Vaccination related sites

<a href="mailto:support@cowin.gov.in">support@cowin.gov.in</a> <a href="https://www.cowin.gov.in/home">https://www.cowin.gov.in/home</a> <a href="https://dashboard.kerala.gov.in/">https://dashboard.kerala.gov.in/</a> <a href="https://dhs.kerala.gov.in/https://aogyakeralam.gov.in/https://sha.kerala.gov.in/">https://dhs.kerala.gov.in/https://aogyakeralam.gov.in/https://sha.kerala.gov.in/</a>
---

TABLE10.COVID Vaccination related Helpline numbers

National/State/District	Line1	Line2	Line3
National Helpline	1075	+91 1123978046	0120 4473222
Disha	1056	04712552056	
StateCallCenter	04712309251	04712309252	04712309255
Thiruvananthapuram	9188610100	1077	
Kollam	04742797609	8589015556	
Pathanamthitta	04682222515	04682228220	
Alappuzha	04772239999		
Kottayam	04812565200	04812304800	04812581900
Idukki	18004255640	04862232220	04862233118
Ernakulam	9072303861		
Thrissur	9400066921	9400066922	9400066923
Palakkad	04912505264	04912505189	8943341439
Malappuram	04832733253	04832737858	04832733252
Kozhikode	7594001442		
Wayanad	04936202343	04936202375	9072510900
Kannur	04972700194		
Kasargod	9061076590	9061079244	9061078026