



കേരള സർക്കാർ

[www.health.kerala.gov.in](http://www.health.kerala.gov.in)

**COVID-19 OUTBREAK CONTROL AND PREVENTION STATE CELL  
HEALTH&FAMILY WELFARE DEPARTMENT**

[controlroomdhskerala@gmail.com](mailto:controlroomdhskerala@gmail.com)

[www.dhs.kerala.gov.in](http://www.dhs.kerala.gov.in)

**Kerala HEALTH-COVID-19 DAILY VACCINATION BULLETIN**

**Date: 19/06/2022**

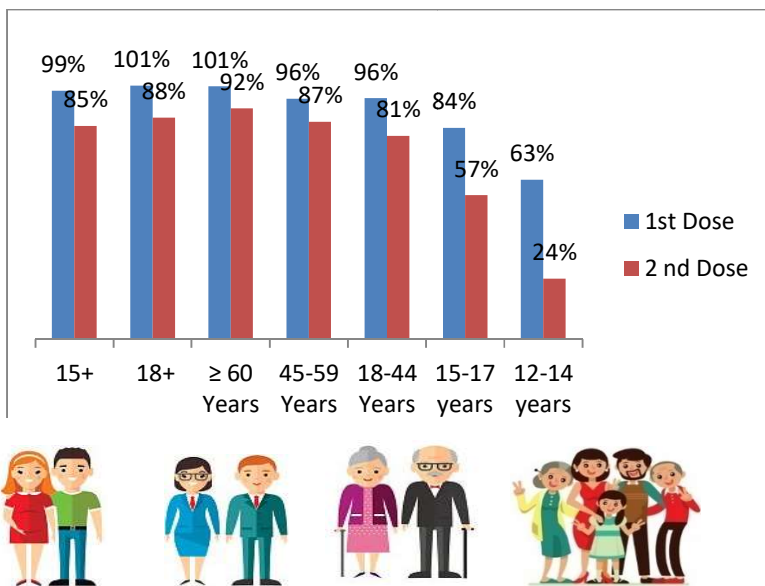
**OUR HEALTH OUR RESPONSIBILITY  
VACCINE ADVISORY**

- *People who are vaccinated with Covid Vaccine are reported to have reduced Covid related ICU admissions, serious disease and death.*
- *Early vaccination is useful to safeguard our life from this deadly disease.*
- *Vaccination sessions are planned as per the availability of vaccine. All are requested to cooperate.*
- *After receiving the first dose, second dose of Covishield vaccine is to be taken between 12–16weeks and second dose of Covaxin between 4-6 weeks.*
- *Covid vaccination is currently available to all above 15 years. Children in 15-18 age group will get Covaxin.*
- *Health Staffs, Frontline workers and people above 60 years with co-morbidities will get precaution dose after 9 months or 39 weeks from the second dose. The Same vaccine administered as first and second dose is to be taken as precaution dose. People above 60 years with co-morbidities should take medical advice before receiving precaution dose.*
- *Vaccination is available free of cost in all Government covid vaccination centers, and at a nominal rate (as per the Gol order F.No.2079203/2021/Immunization) in selected private Hospitals.*
- ***ENSURE ALL YOUR ELIGIBLE FAMILY MEMBERS ARE PROTECTED BY RECEIVING ANY OF THE AVAILABLE COVID VACCINE.***
- ***“BOTH COVAXIN AND COVISHIELD ARE EQUALLY EFFECTIVE AND SAFE”***
- ***“BE FULLY PROTECTED – GET THE SECOND DOSE AT YOUR SCHEDULED TIME”***

### ANALYSIS


COVID-19 mass vaccinations are showing signs of preventing illness and steep decline in cases and hospital admissions in countries which done vaccination. Kerala started its vaccination for health care workers from January 16, 2021. The COVID-19 Vaccines Operational Guidelines issued by the Ministry of Health and Family Welfare, Govt. of India, 28th December 2020 and all subsequent Guidelines issued by Ministry of Health and Family Welfare, Govt of India are followed at the sites and all vaccination lanes

### Summary of COVID Vaccine Administered as on 19/06/2022 midnight



- 99%** of eligible population vaccinated with a single dose till June 19
- 85%** of eligible population vaccinated with double dose till June 19
- State has vaccinated about **84%** of children aged 15 - 17 years with a single dose

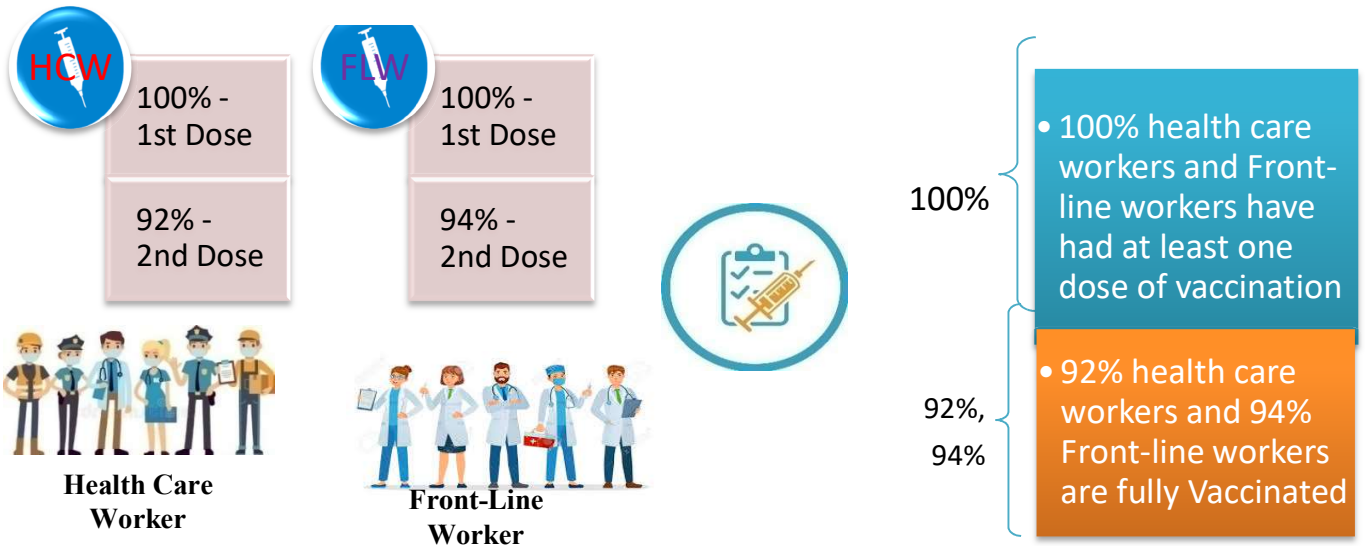
### Time Line of Vaccination Coverage



Kerala began administration of COVID 19 Vaccines on 16<sup>th</sup> January, 2021. As of 19th June 2022, Kerala has administered over 55 million doses overall, including first and second doses of vaccines.


**Over 99 per cent of the eligible population (15 + years) in Kerala has been administered the first dose of the Covid-19 vaccine. The state has achieved the target within 510 days since the beginning of the vaccination drive on January 16, 2021**

## Health Care Workers & Front-line Workers Vaccinated



### Are You Vaccinated? You Still Need to Practice: SMS

- Even after vaccination, follow COVID appropriate behavior
- Practice Social Distancing and greet without physical contact
- Always wear clean face mask
- Wash your hands thoroughly and frequently or use hand sanitizer
- Follow the current COVID 19 guidelines to prevent further spread
- Stay Safe. Stay Strong. Get Vaccinated



Even After Getting Vaccinated Keep Taking Precautions to Protect Your Self



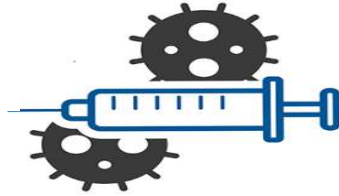
# The Race Towards Full Vaccination - Weekly Trend

11<sup>th</sup> – 17<sup>th</sup> June 2022

Kerala Administered over

## 1.22 Lakh

COVID Vaccine Doses during 11<sup>th</sup> to 17<sup>th</sup> June, 2022



From 11<sup>th</sup> to 17<sup>th</sup> June 2022 on average

## 0.17 lakh

doses were administered daily.

Average Doses Administered Per day per week (in 1000)



Trend in average per day vaccination (in 1000) for the last two weeks

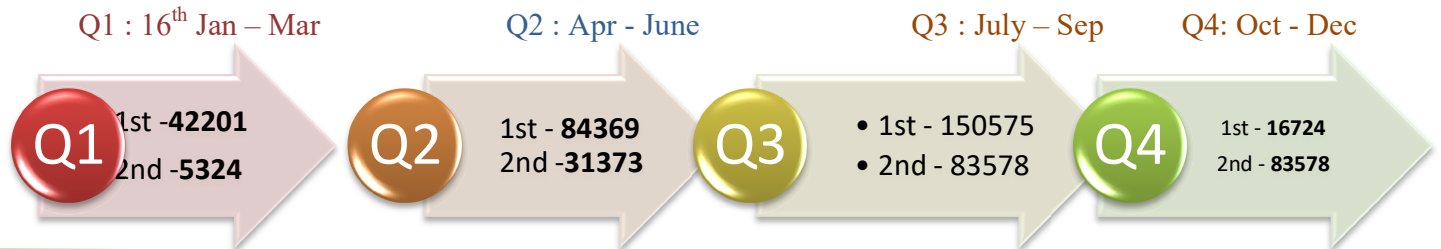
WYD	163	←	232
IDK	294	→	401
KSD	334	→	485
PTA	337	←	404
ALP	652	←	666
PKD	613	←	799
KNR	770	←	873
KLM	1,048	→	1,307
EKM	1,222	→	1,536
KKD	987	←	1,346
MLP	1,640	→	4,894
TVM	1,674	→	2,118
TSR	1,538	←	1,697
KTM	1,713	←	1,968

# Race Against Time – Vaccination Quarterly Status

(Q1:16<sup>th</sup> Jan-Mar, Q2: Apr-June, Q3: July-Sep, Q4: Oct - Dec)

## Daily Average Doses Administered per Quarter

In the first Quarter, only 42201 first doses and 5324 second doses were administered daily on average. During the second, third and fourth quarters, the daily vaccination of the first and second doses increased significantly.

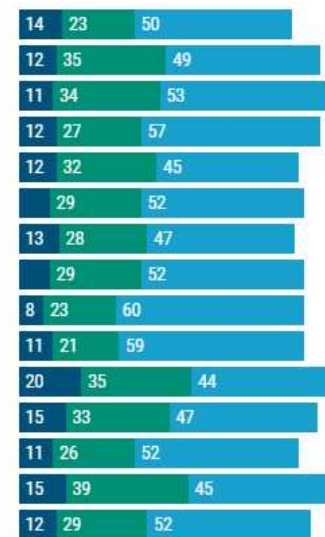


## Vaccination Achievement per Quarter

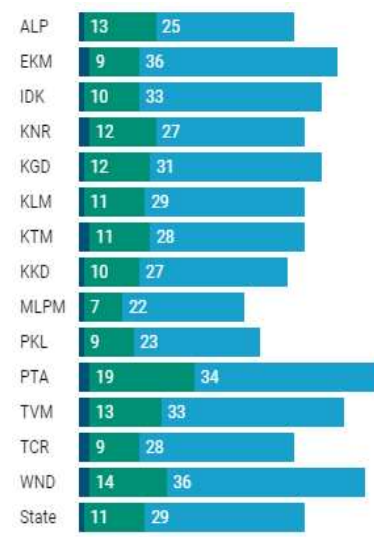
In the third quarter of the immunization drive, 52% of the eligible population (18 + age) in Kerala were given the first dose and 29% the second dose.

■ Q1 ■ Q2 ■ Q3

### First Dose

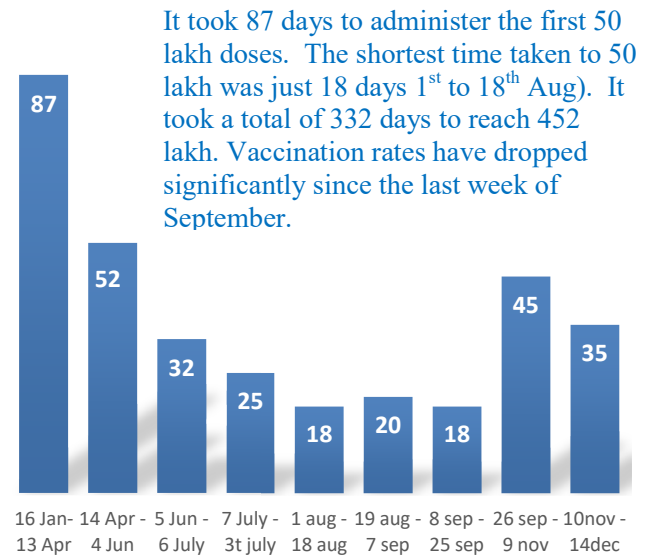


### Second Dose



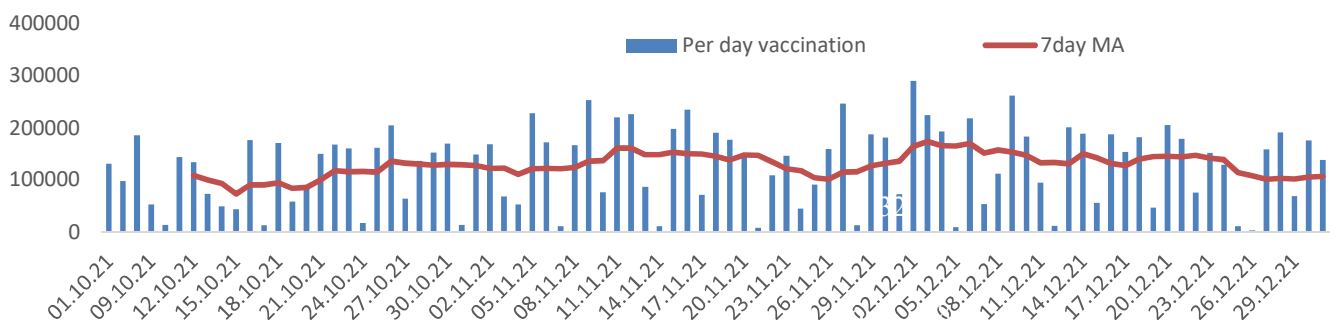
## Dose Progression

The chart shows the days taken for total COVID-19 Vaccination doses (both first and second) in Kerala to cross every 50 lakh dose mark



## Vaccine Administered per Day and 7 days Moving Average in Last Quarter (Oct -Dec)

The seven-day moving average of daily doses in the last quarter showed a peak on December 2<sup>nd</sup> and continued to fluctuate thereafter



## Important Message to the Public

- a. *Infection or infection rate is only a part and disease manifestation of disease is to be monitored*
- b. *Fatality among vaccinated people is very less. Disease severity among vaccinated people is less.*
- c. *People with comorbidity should be careful. Once detected covid positive they should get admitted and do not stay at home.*
- d. *Death among non-vaccinated people, especially people with comorbidity is because of late arrival in hospitals*
- e. *Diabetes and Hypertension together is the most common cause of patient death if they arrive late.*
- f. *Vaccinated people, only if symptomatic are advised to consult Doctor.*
- g. *Non Vaccinated people, if symptomatic, may do RTPCR test*
- h. *Antigen testing is only for emergency purpose*
- i. *Non vaccinated people with co-morbidities to do testing by RTPCR and consult doctor*
- j. *Repeat RTPCR is not needed among the people who are detected COVID positive in the previous 2 months*
- k. *All young person detected positive and at home isolation should do glucose test*

TABLE1.Total Vaccination done in the State as on 19/06/2022 midnight

State Summary (15+ years)-Total doses administered till 20/06/2022 at 12 AM								
District	Target	First Dose	Percent age	Second Dose	Percentage*	Precaution Dose	Percentage	Total doses administered
Alappuzha	1829568	1734776	95%	1607791	88%	163541	27%	35,06,108
Ernakulam	3217878	3297596	103%	2788825	87%	229761	20%	63,16,182
Idukki	950762	958639	101%	800970	84%	42107	12%	18,01,716
Kannur	2100307	2157902	103%	1899131	90%	141904	20%	41,98,937
Kasaragod	1092141	1048140	96%	868627	79%	46367	11%	19,63,134
Kollam	2268371	2221988	98%	1916800	84%	146993	19%	42,85,781
Kottayam	1704500	1674401	98%	1467308	86%	137503	22%	32,79,212
Kozhikode	2746273	2666481	97%	2201226	80%	128988	15%	49,96,695
Malappuram	3386535	3390822	100%	2644592	78%	106554	13%	61,41,968
Palakkad	2349082	2322792	99%	2005859	85%	144934	23%	44,73,585
Pathanamthitta	1118564	1154841	103%	981933	88%	131925	25%	22,68,699
Thiruvananthapuram	2914006	2887795	99%	2487395	85%	233098	20%	56,08,288
Thrissur	2767777	2639670	95%	2435827	88%	238125	26%	53,13,622
Wayanad	716933	744531	104%	640875	89%	37992	12%	14,23,398
<b>Grand Total</b>	<b>29,162,697</b>	<b>2,89,00,374</b>	<b>99%</b>	<b>2,47,47,159</b>	<b>85%</b>	<b>19,29,792</b>	<b>20%</b>	<b>5,55,77,325</b>

TABLE2.Covid-19 Vaccination Center Functional in the State as on 19/06/2022 midnight(20/06/2022 12AM)

DISTRICTS	12+	15+	18+	Total
Alappuzha	0	0	2	2
Ernakulam	3	1	8	12
Idukki	0	0	1	1
Kannur	0	0	3	3
Kasaragod	0	0	1	1
Kollam	2	0	3	5
Kottayam	2	0	1	3
Kozhikode	0	0	2	2
Malappuram	0	0	1	1
Palakkad	1	0	2	3
Pathanamthitta	0	0	2	2
Thiruvananthapuram	1	0	8	9
Thrissur	2	1	10	13
Wayanad	0	0	0	0
<b>GrandTotal</b>	<b>11</b>	<b>2</b>	<b>44</b>	<b>57</b>

TABLE3. Health Care Workers Coverage as on 19/06/2022 midnight

<i>DISTRICT</i>	<i>1st DOSE</i>	<i>2nd Dose</i>	<i>% fully vaccinated</i>	<i>Precaution dose</i>	<i>Precaution dose (%) *</i>
<b>Alappuzha</b>	29022	27232	94%	13870	53%
<b>Ernakulam</b>	85569	75821	89%	32257	45%
<b>Idukki</b>	13556	13009	96%	5994	49%
<b>Kannur</b>	40390	37545	93%	18723	52%
<b>Kasaragod</b>	11610	10821	93%	4912	48%
<b>Kollam</b>	36040	33821	94%	15447	48%
<b>Kottayam</b>	38706	36314	94%	17269	50%
<b>Kozhikode</b>	52735	47958	91%	18420	41%
<b>Malappuram</b>	44834	42002	94%	18013	46%
<b>Palakkad</b>	34676	32017	92%	15944	53%
<b>Pathanamthitta</b>	29337	25085	86%	12012	51%
<b>Thiruvananthapuram</b>	73433	66408	90%	27713	44%
<b>Thrissur</b>	51910	49198	95%	27031	58%
<b>Wayanad</b>	13978	13293	95%	6501	51%
<b>Grand Total</b>	<b>555796</b>	<b>510524</b>	<b>92%</b>	<b>234106</b>	<b>49%</b>

1st Dose coverage for HCW is 100%

\*Proportion of beneficiaries who are eligible ( completed 9 months after 2nd dose )

TABLE4. Frontline workers Coverage as on 19/06/2022 midnight

<i>DISTRICT</i>	<i>1st dose</i>	<i>2nd Dose</i>	<i>% fully vaccinated</i>	<i>Precaution dose</i>	<i>Precaution dose(%) *</i>
<b>Alappuzha</b>	39130	36753	94%	13441	38%
<b>Ernakulam</b>	54935	50353	92%	18764	40%
<b>Idukki</b>	22995	21345	93%	5579	28%
<b>Kannur</b>	41386	39973	97%	12801	33%
<b>Kasaragod</b>	24615	22483	91%	6320	29%
<b>Kollam</b>	42235	38842	92%	10711	30%
<b>Kottayam</b>	32141	30608	95%	11353	39%
<b>Kozhikode</b>	55273	52560	95%	9586	20%
<b>Malappuram</b>	53916	51283	95%	13872	28%
<b>Palakkad</b>	48097	45549	95%	17042	39%
<b>Pathanamthitta</b>	25250	22536	89%	7273	35%
<b>Thiruvananthapuram</b>	73005	67629	93%	22572	37%
<b>Thrissur</b>	41909	40738	97%	18446	47%
<b>Wayanad</b>	17021	16095	95%	4073	27%
<b>Grand Total</b>	<b>571908</b>	<b>536747</b>	<b>94%</b>	<b>171833</b>	<b>34%</b>

1st Dose coverage for FLW is 100%

\*Proportion of beneficiaries who are eligible ( completed 9 months after 2nd dose )



TABLE5.Age-Appropriate Group (45-59 Years) Coverage as on 19/06/2022 midnight

Table 5: Age appropriate group (45-59 years) coverage							
45-59 years Coverage as on		20/06/2022		at 12 AM			
District	Target	1st Dose Coverage	Percentage	2nd Dose Coverage	Percentage fully vaccinated	Precaution dose	%
Alappuzha	535436	438957	82%	416426	78%	3280	2%
Ernakulam	809349	783734	97%	703230	87%	14477	4%
Idukki	237564	246979	104%	219251	92%	663	0%
Kannur	527295	515924	98%	480581	91%	3006	1%
Kasaragod	253027	252267	100%	224140	89%	410	0%
Kollam	541201	560124	103%	503045	93%	3378	1%
Kottayam	478470	414201	87%	374966	78%	4362	2%
Kozhikode	658949	655186	99%	582074	88%	3702	1%
Malappuram	733338	723066	99%	629307	86%	2002	1%
Palakkad	614226	547260	89%	500420	81%	3720	2%
Pathanamthitta	264372	281851	107%	251869	95%	3325	2%
Thiruvananthapuram	735836	681735	93%	614066	83%	9436	2%
Thrissur	689418	664084	96%	626063	91%	11864	4%
Wayanad	170537	177134	104%	164303	96%	363	0%
<b>Grand Total</b>	<b>7249018</b>	<b>69,42,502</b>	<b>96%</b>	<b>62,89,741</b>	<b>87%</b>	<b>63988</b>	<b>2%</b>

TABLE6.Age-Appropriate Group (≥60 Years) Coverage as on 19/06/2022midnight

Table 6: Age appropriate group (≥ 60 years) coverage							
≥ 60 years Coverage as on		20/06/2022		at 12 AM			
District	Target	1st Dose Coverage	Percentage	2nd Dose Coverage	Percentage fully vaccinated	Precaution dose	%
Alappuzha	424565	429077	101%	400972	94%	131114	48%
Ernakulam	673885	676328	100%	620999	92%	154326	35%
Idukki	193981	194577	100%	173106	89%	29436	23%
Kannur	438602	444520	101%	412846	94%	105510	38%
Kasaragod	182460	181712	100%	160380	88%	34373	26%
Kollam	497558	499545	100%	455376	92%	115548	37%
Kottayam	418008	419731	100%	384318	92%	102081	40%
Kozhikode	526896	529255	100%	480217	91%	94763	31%
Malappuram	477642	488146	102%	434735	91%	71382	27%
Palakkad	437708	439833	100%	402323	92%	106759	43%
Pathanamthitta	311297	312258	100%	280789	90%	107081	46%
Thiruvananthapuram	630465	633102	100%	571735	91%	166107	40%
Thrissur	581781	588213	101%	558546	96%	175610	48%
Wayanad	128009	128306	100%	114422	89%	26892	27%
<b>Grand Total</b>	<b>5922857</b>	<b>59,64,603</b>	<b>101%</b>	<b>54,50,764</b>	<b>92%</b>	<b>14,20,982</b>	<b>38%</b>

TABLE 6. Age-Appropriate Group (18-44 Years) Coverage as on 19/06/2022 midnight

18-44 years Coverage as on 20/06/2022 at 12 AM							
District	Target	First Dose					
		1st Dose Coverage	Percentage	2nd Dose Coverage	Percentage fully vaccinated	Precaution dose	%
Alappuzha	744178	670107	90%	634164	85%	1836	2%
Ernakulam	1470864	1511146	103%	1234184	84%	9937	4%
Idukki	437537	419605	96%	334845	77%	435	1%
Kannur	947964	965723	102%	832971	88%	1864	1%
Kasaragod	556876	501762	90%	411085	74%	352	0%
Kollam	1054752	933013	88%	794838	75%	1909	2%
Kottayam	665544	655696	99%	569094	86%	2438	2%
Kozhikode	1313678	1222733	93%	971352	74%	2517	2%
Malappuram	1777378	1830906	103%	1392184	78%	1285	1%
Palakkad	1088327	1086728	100%	918364	84%	1469	1%
Pathanamthitta	460819	443455	96%	357929	78%	2234	3%
Thiruvananthapuram	1309099	1249225	95%	1066777	81%	7270	3%
Thrissur	1274465	1098380	86%	1028918	81%	5174	3%
Wayanad	361152	354680	98%	302546	84%	163	0%
<b>Grand Total</b>	<b>13462633</b>	<b>1,29,43,159</b>	<b>96%</b>	<b>1,08,49,251</b>	<b>81%</b>	<b>38883</b>	<b>2%</b>
*Among those who have taken first dose							

TABLE 7. Age-Appropriate Group (15-17 Years) Coverage as on 19/06/2022 midnight

15-17 years Coverage as on 20/06/2022 at 12 AM					
District	Target	1st Dose Coverage	Percentage	2nd Dose Coverage	Percentage fully vaccinated
Alappuzha	80832	79792	99%	64863	80%
Ernakulam	172307	118461	69%	86693	50%
Idukki	51339	38532	75%	29253	57%
Kannur	97722	101672	104%	73949	76%
Kasaragod	60496	51572	85%	33812	56%
Kollam	105234	98640	94%	70760	67%
Kottayam	85400	70883	83%	52110	61%
Kozhikode	143028	111821	78%	60661	42%
Malappuram	241212	183828	76%	84083	35%
Palakkad	132742	116294	88%	83248	63%
Pathanamthitta	48854	40538	83%	31886	65%
Thiruvananthapuram	145238	112476	77%	75718	52%
Thrissur	123540	125191	101%	96343	78%
Wayanad	29245	36489	125%	24339	83%
<b>Grand Total</b>	<b>1,517,189</b>	<b>12,86,189</b>	<b>84%</b>	<b>8,67,718</b>	<b>57%</b>

Table 8: Age appropriate group (12-14 years) Coverage as on 19/06/2022 midnight

12-14 years Coverage as on 20/06/2022 at 12 AM					
District	Target	1st Dose Coverage	Percentage	2nd Dose Coverage	Percentage fully vaccinated
Alappuzha	43284	48691	112%	27381	63%
Ernakulam	90244	67423	75%	17545	19%
Idukki	29672	22395	75%	10161	34%
Kannur	89079	48287	54%	21266	24%
Kasaragod	39968	24602	62%	5906	15%
Kollam	69984	52391	75%	20118	29%
Kottayam	55571	43043	77%	19898	36%
Kozhikode	103644	39478	38%	6404	6%
Malappuram	159652	66126	41%	10998	7%
Palakkad	75249	49904	66%	23938	32%
Pathanamthitta	33203	22152	67%	11839	36%
Thiruvananthapuram	93804	64819	69%	25062	27%
Thrissur	99789	69983	70%	36021	36%
Wayanad	27857	16923	61%	5877	21%
<b>Grand Total</b>	<b>10,11,000</b>	<b>6,36,217</b>	<b>63%</b>	<b>2,42,414</b>	<b>24%</b>

TABLE9.State Summary (18+) as on 19/06/2022 midnight

State Summary (18+) 20/06/2022 at 12 AM							
District	Target	First Dose	Percentage	Second Dose	Percentage*	Precaution Dose	Percentage
Alappuzha	1704179	1606293	94%	1515547	89%	163541	27%
Ernakulam	2954098	3111712	105%	2684587	91%	229761	20%
Idukki	869082	897712	103%	761556	88%	42107	12%
Kannur	1913861	2007943	105%	1803916	94%	141904	20%
Kasaragod	992363	971966	98%	828909	84%	46367	11%
Kollam	2093511	2070957	99%	1825922	87%	146993	19%
Kottayam	1562022	1560475	100%	1395300	89%	137503	22%
Kozhikode	2499523	2515182	101%	2134161	85%	128988	15%
Malappuram	2988358	3140868	105%	2549511	85%	106554	13%
Palakkad	2140261	2156594	101%	1898673	89%	144934	23%
Pathanamthitta	1036488	1092151	105%	938208	91%	131925	25%
Thiruvananthapuram	2675400	2710500	101%	2386615	89%	233098	20%
Thrissur	2545664	2444496	96%	2303463	90%	238125	26%
Wayanad	659698	691119	105%	610659	93%	37992	12%
<b>Grand Total</b>	<b>2,66,34,508</b>	<b>2,69,77,968</b>	<b>101%</b>	<b>2,36,37,027</b>	<b>88%</b>	<b>1929792</b>	<b>20%</b>

\*Revised target population(> 18 years) as per MOHFW is 2.67 crores

\*As per letter from Additional Secretary MOHFW- D O No 2317579/2021/Imm dated 15/09/2021

TABLE 10. Achievement for the day 19/06/2022 midnight

Daily achievement		19/06/2022		
District	First Dose	Second Dose	Precaution dose	Total Doses Administered
Alappuzha	0	3	45	48
Ernakulam	26	39	332	397
Idukki	1	1	10	12
Kannur	0	2	9	11
Kasaragod	0	0	6	6
Kollam	9	7	56	72
Kottayam	10	1	86	97
Kozhikode	1	6	21	28
Malappuram	0	0	0	0
Palakkad	3	3	66	72
Pathanamthitta	1	0	64	65
Thiruvananthapuram	32	11	713	756
Thrissur	13	17	328	358
Wayanad	0	0	0	0
<b>Grand Total</b>	<b>96</b>	<b>90</b>	<b>1736</b>	<b>1922</b>

\*\* Vaccine stock details couldn't be downloaded from e-VIN portal as the portal is down.

TABLE11.COVID Vaccination related sites

<a href="mailto:support@cowin.gov.in">support@cowin.gov.in</a> <a href="https://www.cowin.gov.in/home">https://www.cowin.gov.in/home</a> <a href="https://dashboard.kerala.gov.in/">https://dashboard.kerala.gov.in/</a> <a href="https://dhs.kerala.gov.in/https://aogyakeralam.gov.in/https://sha.kerala.gov.in/">https://dhs.kerala.gov.in/https://aogyakeralam.gov.in/https://sha.kerala.gov.in/</a>
---

TABLE10.COVID Vaccination related Helpline numbers

National/State/District	Line1	Line2	Line3
National Helpline	1075	+91 1123978046	0120 4473222
Disha	1056	04712552056	
StateCallCenter	04712309251	04712309252	04712309255
Thiruvananthapuram	9188610100	1077	
Kollam	04742797609	8589015556	
Pathanamthitta	04682222515	04682228220	
Alappuzha	04772239999		
Kottayam	04812565200	04812304800	04812581900
Idukki	18004255640	04862232220	04862233118
Ernakulam	9072303861		
Thrissur	9400066921	9400066922	9400066923
Palakkad	04912505264	04912505189	8943341439
Malappuram	04832733253	04832737858	04832733252
Kozhikode	7594001442		
Wayanad	04936202343	04936202375	9072510900
Kannur	04972700194		
Kasargod	9061076590	9061079244	9061078026