



കേരള സർക്കാർ

www.health.kerala.gov.in

**COVID-19 OUTBREAK CONTROL AND PREVENTION STATE CELL
HEALTH&FAMILY WELFARE DEPARTMENT**

controlroomdhskerala@gmail.com

www.dhs.kerala.gov.in

Kerala HEALTH-COVID-19 DAILY VACCINATION BULLETIN

Date: 23/06/2022

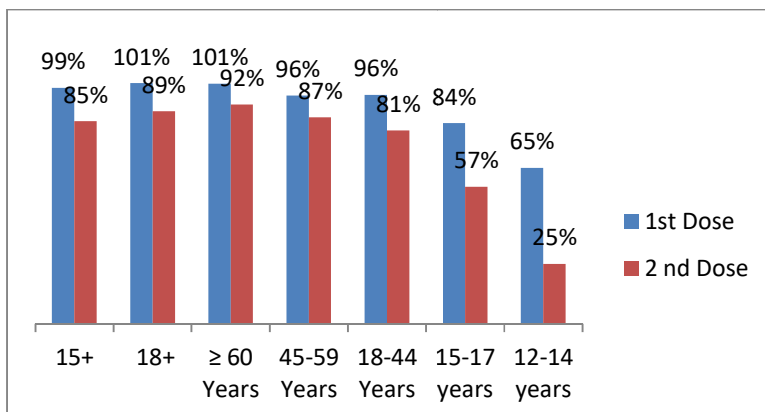
**OUR HEALTH OUR RESPONSIBILITY
VACCINE ADVISORY**

- *People who are vaccinated with Covid Vaccine are reported to have reduced Covid related ICU admissions, serious disease and death.*
- *Early vaccination is useful to safeguard our life from this deadly disease.*
- *Vaccination sessions are planned as per the availability of vaccine. All are requested to cooperate.*
- *After receiving the first dose, second dose of Covishield vaccine is to be taken between 12–16weeks and second dose of Covaxin between 4-6 weeks.*
- *Covid vaccination is currently available to all above 15 years. Children in 15-18 age group will get Covaxin.*
- *Health Staffs, Frontline workers and people above 60 years with co-morbidities will get precaution dose after 9 months or 39 weeks from the second dose. The Same vaccine administered as first and second dose is to be taken as precaution dose. People above 60 years with co-morbidities should take medical advice before receiving precaution dose.*
- *Vaccination is available free of cost in all Government covid vaccination centers, and at a nominal rate (as per the Gol order F.No.2079203/2021/Immunization) in selected private Hospitals.*
- **ENSURE ALL YOUR ELIGIBLE FAMILY MEMBERS ARE PROTECTED BY RECEIVING ANY OF THE AVAILABLE COVID VACCINE.**
- **“BOTH COVAXIN AND COVISHIELD ARE EQUALLY EFFECTIVE AND SAFE”**
- **“BE FULLY PROTECTED – GET THE SECOND DOSE AT YOUR SCHEDULED TIME”**

ANALYSIS

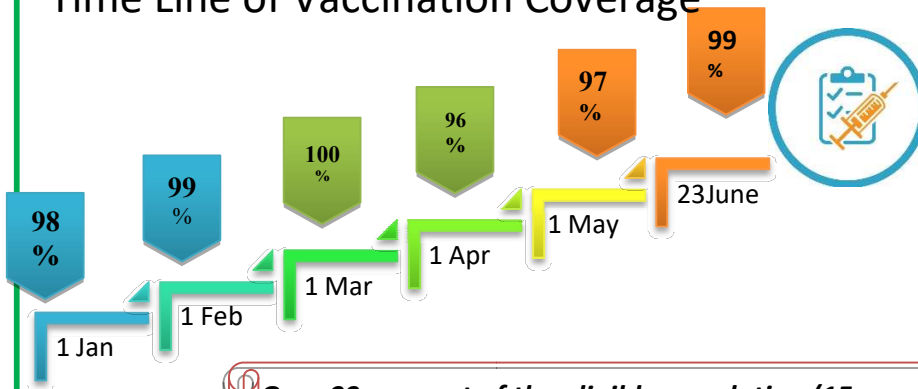
COVID-19 mass vaccinations are showing signs of preventing illness and steep decline in cases and hospital admissions in countries which done vaccination. Kerala started its vaccination for health care workers from January 16, 2021. The COVID-19 Vaccines Operational Guidelines issued by the Ministry of Health and Family Welfare, Govt. of India, 28th December 2020 and all subsequent Guidelines issued by Ministry of Health and Family Welfare, Govt of India are followed at the sites and all vaccination lanes

Summary of COVID Vaccine Administered as on 23/06/2022 midnight



- 99%** of eligible population vaccinated with a single dose till June 22
- 85%** of eligible population vaccinated with double dose till June 22
- State has vaccinated about **84%** of children aged 15 - 17 years with a single dose

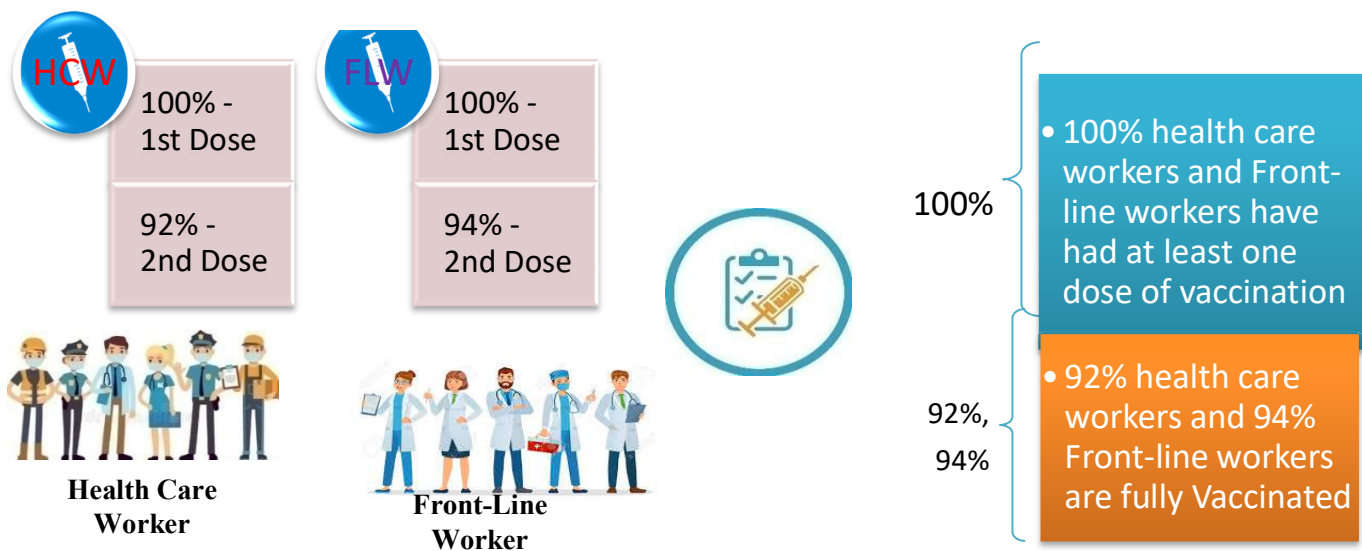
Time Line of Vaccination Coverage



Kerala began administration of COVID 19 Vaccines on 16th January, 2021. As of 23th June 2022, Kerala has administered over 55 million doses overall, including first and second doses of vaccines.


Over 99 per cent of the eligible population (15 + years) in Kerala has been administered the first dose of the Covid-19 vaccine. The state has achieved the target within 510 days since the beginning of the vaccination drive on January 16, 2021

Health Care Workers & Front-line Workers Vaccinated



Are You Vaccinated? You Still Need to Practice: SMS

- Even after vaccination, follow COVID appropriate behavior
- Practice Social Distancing and greet without physical contact
- Always wear clean face mask
- Wash your hands thoroughly and frequently or use hand sanitizer
- Follow the current COVID 19 guidelines to prevent further spread
- Stay Safe. Stay Strong. Get Vaccinated



Even After Getting Vaccinated Keep Taking Precautions to Protect Your Self



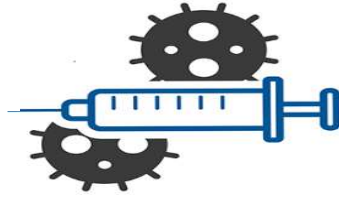
The Race Towards Full Vaccination - Weekly Trend

11th – 17th June 2022

Kerala Administered over

1.22 Lakh

COVID Vaccine Doses during 11th to 17th June, 2022



From 11th to 17th June 2022 on average

0.17 lakh

doses were administered daily.

Average Doses Administered Per day per week (in 1000)



Trend in average per day vaccination (in 1000) for the last two weeks

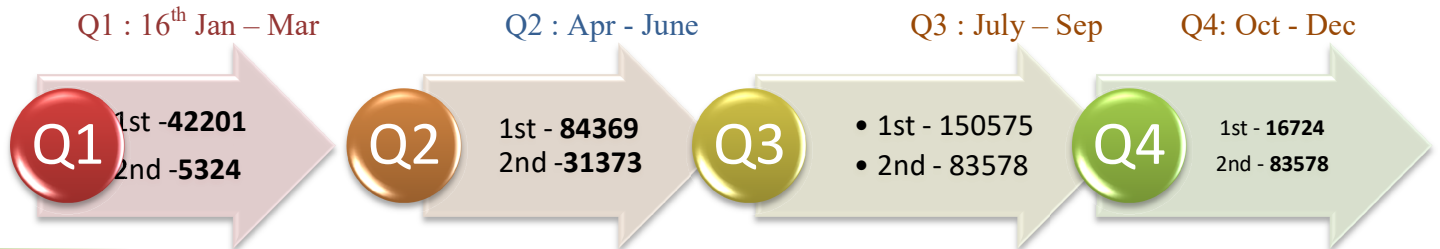
WYD	163	←	232
IDK	294	→	401
KSD	334	→	485
PTA	337	←	404
ALP	652	←	666
PKD	613	←	799
KNR	770	←	873
KLM	1,048	→	1,307
EKM	1,222	→	1,536
KKD	987	←	1,346
MLP	1,640	→	4,894
TVM	1,674	→	2,118
TSR	1,538	←	1,697
KTM	1,713	←	1,968

Race Against Time – Vaccination Quarterly Status

(Q1:16th Jan-Mar, Q2: Apr-June, Q3: July-Sep, Q4: Oct - Dec)

Daily Average Doses Administered per Quarter

In the first Quarter, only 42201 first doses and 5324 second doses were administered daily on average. During the second, third and fourth quarters, the daily vaccination of the first and second doses increased significantly.



Vaccination Achievement per Quarter

In the third quarter of the immunization drive, 52% of the eligible population (18 + age) in Kerala were given the first dose and 29% the second dose.

Dose Progression

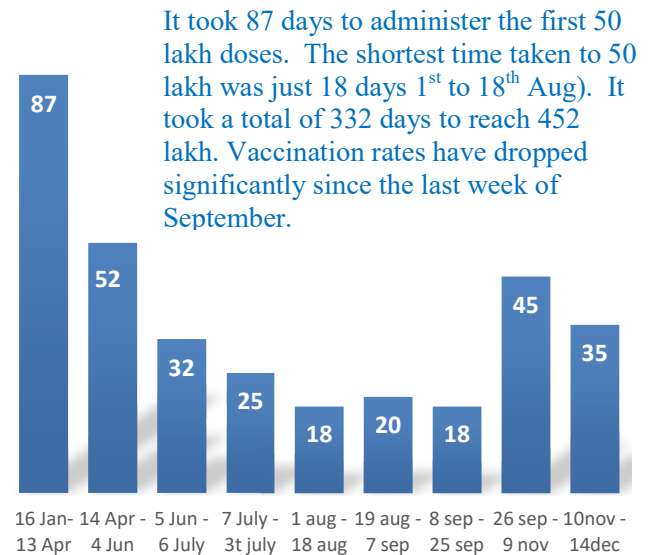
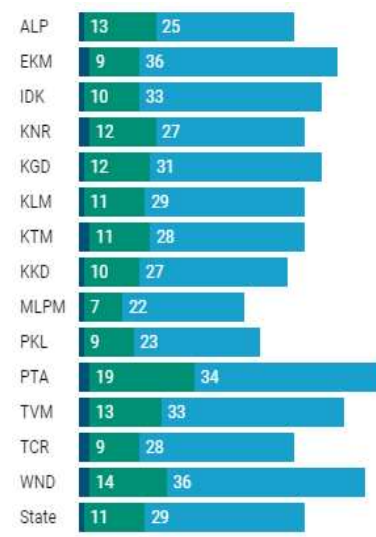
The chart shows the days taken for total COVID-19 Vaccination doses (both first and second) in Kerala to cross every 50 lakh dose mark

■ Q1 ■ Q2 ■ Q3

First Dose



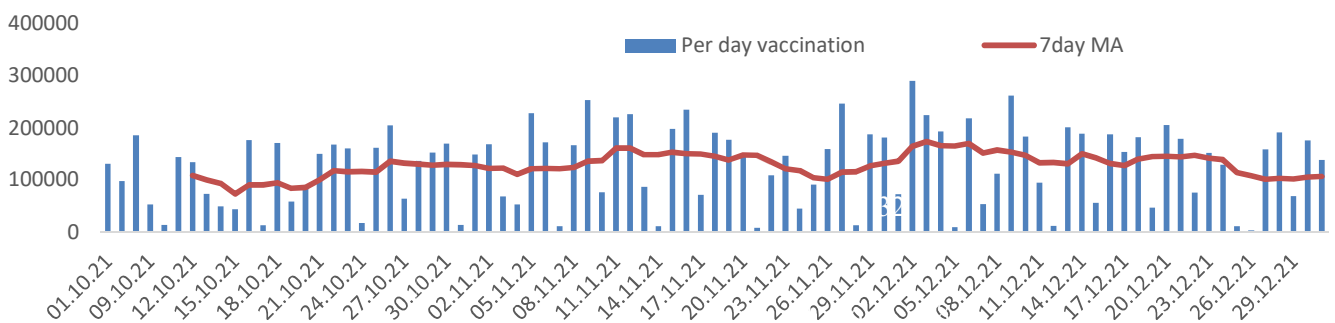
Second Dose



It took 87 days to administer the first 50 lakh doses. The shortest time taken to 50 lakh was just 18 days 1st to 18th Aug). It took a total of 332 days to reach 452 lakh. Vaccination rates have dropped significantly since the last week of September.

Vaccine Administered per Day and 7 days Moving Average in Last Quarter (Oct -Dec)

The seven-day moving average of daily doses in the last quarter showed a peak on December 2nd and continued to fluctuate thereafter



Important Message to the Public

- a. *Infection or infection rate is only a part and disease manifestation of disease is to be monitored*
- b. *Fatality among vaccinated people is very less. Disease severity among vaccinated people is less.*
- c. *People with comorbidity should be careful. Once detected covid positive they should get admitted and do not stay at home.*
- d. *Death in covid positive cases are among unvaccinated people, especially having comorbidities like Diabetes and Hypertension*
- e. *Late arrival to hospitals is one of the reason for Death among people with comorbidities*
- f. *Vaccinated people, only if symptomatic are advised to consult Doctor.*
- g. *Non Vaccinated people, if symptomatic, may do RTPCR test*
- h. *Antigen testing is only for emergency purpose*
- i. *Non vaccinated people with co-morbidities to do testing by RTPCR and consult doctor*
- j. *Repeat RTPCR is not needed among the people who are detected COVID positive in the previous 2 months*
- k. *All young person detected positive and at home isolation should do glucose test*

TABLE1.Total Vaccination done in the State as on 23/06/2022 midnight

State Summary (15+ years)-Total doses administered till 24/06/2022 at 12 AM								
District	Target	First Dose	Percent age	Second Dose	Percentage*	Precaution Dose	Percentage	Total doses administered
Alappuzha	1829568	1735066	95%	1609453	88%	167987	26%	35,12,506
Ernakulam	3217878	3298707	104%	2792599	88%	239481	19%	63,30,787
Idukki	950762	959024	101%	802209	84%	43184	12%	18,04,417
Kannur	2100307	2158251	103%	1900409	90%	144830	20%	42,03,490
Kasaragod	1092141	1050121	96%	870981	80%	46751	11%	19,67,853
Kollam	2268371	2222454	98%	1918982	85%	153031	19%	42,94,467
Kottayam	1704500	1675130	98%	1469543	86%	143495	22%	32,88,168
Kozhikode	2746273	2668268	97%	2203385	80%	133099	15%	50,04,752
Malappuram	3386535	3406309	101%	2649422	78%	109491	13%	61,65,222
Palakkad	2349082	2323601	99%	2007560	85%	148913	23%	44,80,074
Pathanamthitta	1118564	1154974	103%	982576	88%	135270	25%	22,72,820
Thiruvananthapuram	2914006	2889323	99%	2491284	85%	239428	20%	56,20,035
Thrissur	2767777	2640341	95%	2439567	88%	250542	26%	53,30,450
Wayanad	716933	745378	104%	642284	90%	38540	12%	14,26,202
Grand Total	29,162,697	2,89,26,947	99%	2,47,80,254	85%	19,94,042	19%	5,57,01,243

TABLE2.Covid-19 Vaccination Center Functional in the State as on 23/06/2022 midnight(24/06/2022 12AM)

DISTRICTS	12+	15+	18+	Total
Alappuzha	86	0	90	176
Ernakulam	12	19	68	99
Idukki	6	6	18	30
Kannur	2	5	27	34
Kasaragod	8	0	50	58
Kollam	6	24	29	59
Kottayam	13	34	23	70
Kozhikode	13	98	108	219
Malappuram	19	13	20	52
Palakkad	5	8	28	41
Pathanamthitta	1	23	27	51
Thiruvananthapuram	0	84	12	96
Thrissur	5	115	141	261
Wayanad	4	4	6	14
GrandTotal	180	433	647	1260

TABLE3. Health Care Workers Coverage as on 23/06/2022 midnight

<i>DISTRICT</i>	<i>1st DOSE</i>	<i>2nd Dose</i>	<i>% fully vaccinated</i>	<i>Precaution dose</i>	<i>Precaution dose (%) *</i>
Alappuzha	29022	27237	94%	14052	54%
Ernakulam	85569	75828	89%	32477	45%
Idukki	13556	13009	96%	6055	49%
Kannur	40390	37549	93%	18836	52%
Kasaragod	11610	10822	93%	4938	48%
Kollam	36040	33825	94%	15629	49%
Kottayam	38706	36317	94%	17430	51%
Kozhikode	52735	47960	91%	18594	41%
Malappuram	44834	42006	94%	18167	46%
Palakkad	34676	32019	92%	16071	53%
Pathanamthitta	29337	25089	86%	12166	51%
Thiruvananthapuram	73433	66413	90%	27966	44%
Thrissur	51910	49203	95%	27339	58%
Wayanad	13978	13296	95%	6522	51%
Grand Total	555796	510573	92%	236242	49%

1st Dose coverage for HCW is 100%

*Proportion of beneficiaries who are eligible (completed 9 months after 2nd dose)

TABLE4. Frontline workers Coverage as on 23/06/2022 midnight

<i>DISTRICT</i>	<i>1st dose</i>	<i>2nd Dose</i>	<i>% fully vaccinated</i>	<i>Precaution dose</i>	<i>Precaution dose(%) *</i>
Alappuzha	39131	36757	94%	13631	39%
Ernakulam	54936	50358	92%	18924	40%
Idukki	22995	21346	93%	5657	28%
Kannur	41386	39976	97%	12934	33%
Kasaragod	24615	22485	91%	6344	29%
Kollam	42235	38849	92%	10859	30%
Kottayam	32141	30609	95%	11499	39%
Kozhikode	55273	52562	95%	9694	20%
Malappuram	53918	51285	95%	14015	29%
Palakkad	48097	45550	95%	17184	40%
Pathanamthitta	25250	22538	89%	7398	35%
Thiruvananthapuram	73007	67638	93%	23136	37%
Thrissur	41909	40741	97%	18881	48%
Wayanad	17021	16096	95%	4139	27%
Grand Total	571914	536790	94%	174295	34%

1st Dose coverage for FLW is 100%

*Proportion of beneficiaries who are eligible (completed 9 months after 2nd dose)

TABLE5.Age-Appropriate Group (45-59 Years) Coverage as on 23/06/2022 midnight

Table 5: Age appropriate group (45-59 years) coverage							
45-59 years Coverage as on		24/06/2022		at 12 AM			
District	Target	1st Dose Coverage	Percentage	2nd Dose Coverage	Percentage fully vaccinated	Precaution dose	%
Alappuzha	535436	438972	82%	416543	78%	3471	2%
Ernakulam	809349	783781	97%	703402	87%	15223	4%
Idukki	237564	246983	104%	219272	92%	699	0%
Kannur	527295	515940	98%	480696	91%	3167	1%
Kasaragod	253027	252271	100%	224170	89%	427	0%
Kollam	541201	560148	104%	503200	93%	3579	1%
Kottayam	478470	414215	87%	375134	78%	4616	2%
Kozhikode	658949	655227	99%	582246	88%	3903	1%
Malappuram	733338	723101	99%	629587	86%	2142	1%
Palakkad	614226	547274	89%	500560	81%	3961	2%
Pathanamthitta	264372	281856	107%	251917	95%	3556	2%
Thiruvananthapuram	735836	681765	93%	614231	83%	9862	2%
Thrissur	689418	664117	96%	626341	91%	12547	4%
Wayanad	170537	177135	104%	164310	96%	388	0%
Grand Total	7249018	69,42,785	96%	62,91,609	87%	67541	2%

TABLE6.Age-Appropriate Group (≥60 Years) Coverage as on 23/06/2022midnight

Table 6: Age appropriate group (≥ 60 years) coverage							
≥ 60 years Coverage as on		24/06/2022		at 12 AM			
District	Target	1st Dose Coverage	Percentage	2nd Dose Coverage	Percentage fully vaccinated	Precaution dose	%
Alappuzha	424565	429112	101%	401107	94%	134782	48%
Ernakulam	673885	676375	100%	621205	92%	161586	35%
Idukki	193981	194580	100%	173126	89%	30266	23%
Kannur	438602	444536	101%	412917	94%	107771	38%
Kasaragod	182460	181714	100%	160391	88%	34638	26%
Kollam	497558	499577	100%	455551	92%	120794	38%
Kottayam	418008	419761	100%	384515	92%	107199	41%
Kozhikode	526896	529286	100%	480310	91%	98016	30%
Malappuram	477642	488170	102%	434892	91%	73653	26%
Palakkad	437708	439851	100%	402387	92%	109971	43%
Pathanamthitta	311297	312275	100%	280867	90%	109579	46%
Thiruvananthapuram	630465	633138	100%	571903	91%	170409	39%
Thrissur	581781	588251	101%	558690	96%	185784	49%
Wayanad	128009	128310	100%	114448	89%	27295	27%
Grand Total	5922857	59,64,936	101%	54,52,309	92%	14,71,743	38%

TABLE 6. Age-Appropriate Group (18-44 Years) Coverage as on 23/06/2022 midnight

18-44 years Coverage as on 24/06/2022 at 12 AM							
District	Target	First Dose					
		1st Dose Coverage	Percentage	2nd Dose Coverage	Percentage fully vaccinated	Precaution dose	%
Alappuzha	744178	670198	90%	634632	85%	2051	2%
Ernakulam	1470864	1511392	103%	1235314	84%	11271	4%
Idukki	437537	419650	96%	335067	77%	507	1%
Kannur	947964	965847	102%	833676	88%	2122	2%
Kasaragod	556876	501814	90%	411367	74%	404	0%
Kollam	1054752	933182	88%	795769	75%	2170	2%
Kottayam	665544	655851	99%	569817	86%	2751	2%
Kozhikode	1313678	1223011	93%	972345	74%	2892	2%
Malappuram	1777378	1831308	103%	1393820	78%	1514	1%
Palakkad	1088327	1086869	100%	919221	84%	1726	2%
Pathanamthitta	460819	443516	96%	358204	78%	2571	3%
Thiruvananthapuram	1309099	1249457	95%	1067923	82%	8055	3%
Thrissur	1274465	1098595	86%	1030419	81%	5991	4%
Wayanad	361152	354706	98%	302680	84%	196	0%
Grand Total	13462633	1,29,45,396	96%	1,08,60,254	81%	44221	2%
*Among those who have taken first dose							

TABLE 7. Age-Appropriate Group (15-17 Years) Coverage as on 23/06/2022 midnight

15-17 years Coverage as on 24/06/2022 at 12 AM					
District	Target	1st Dose Coverage	Percentage	2nd Dose Coverage	Percentage fully vaccinated
Alappuzha	80832	79801	99%	64915	80%
Ernakulam	172307	118720	84%	87356	62%
Idukki	51339	38614	75%	29556	58%
Kannur	97722	101738	104%	74124	76%
Kasaragod	60496	51864	86%	34192	57%
Kollam	105234	98814	94%	71324	68%
Kottayam	85400	71163	83%	52789	62%
Kozhikode	143028	112023	78%	61039	43%
Malappuram	241212	185867	77%	85488	35%
Palakkad	132742	116469	88%	83598	63%
Pathanamthitta	48854	40582	83%	32090	66%
Thiruvananthapuram	145238	113369	78%	78049	54%
Thrissur	123540	125395	102%	97139	79%
Wayanad	29245	36563	125%	24587	84%
Grand Total	1,517,189	12,90,982	84%	8,76,246	57%

Table 8: Age appropriate group (12-14 years) Coverage as on 23/06/2022 midnight

12-14 years Coverage as on 24/06/2022 at 12 AM					
District	Target	1st Dose Coverage	Percentage	2nd Dose Coverage	Percentage fully vaccinated
Alappuzha	43284	48830	113%	28262	65%
Ernakulam	90244	67934	75%	19136	21%
Idukki	29672	22646	76%	10833	37%
Kannur	89079	48414	54%	21471	24%
Kasaragod	39968	26233	66%	7554	19%
Kollam	69984	52458	75%	20464	29%
Kottayam	55571	43293	78%	20362	37%
Kozhikode	103644	40713	39%	6923	7%
Malappuram	159652	79111	50%	12344	8%
Palakkad	75249	50365	67%	24225	32%
Pathanamthitta	33203	22158	67%	11871	36%
Thiruvananthapuram	93804	65154	69%	25127	27%
Thrissur	99789	70164	70%	37034	37%
Wayanad	27857	17665	63%	6867	25%
Grand Total	10,11,000	6,55,138	65%	2,52,473	25%

TABLE9.State Summary (18+) as on 23/06/2022 midnight

State Summary (18+) 24/06/2022 at 12 AM							
District	Target	First Dose	Percentage	Second Dose	Percentage*	Precaution Dose	Percentage
Alappuzha	1704179	1606435	94%	1516276	89%	167987	26%
Ernakulam	2954098	3112053	105%	2686107	91%	239481	19%
Idukki	869082	897764	103%	761820	88%	43184	12%
Kannur	1913861	2008099	105%	1804814	94%	144830	20%
Kasaragod	992363	972024	98%	829235	84%	46751	11%
Kollam	2093511	2071182	99%	1827194	87%	153031	19%
Kottayam	1562022	1560674	100%	1396392	89%	143495	22%
Kozhikode	2499523	2515532	101%	2135423	85%	133099	15%
Malappuram	2988358	3141331	105%	2551590	85%	109491	13%
Palakkad	2140261	2156767	101%	1899737	89%	148913	23%
Pathanamthitta	1036488	1092234	105%	938615	91%	135270	25%
Thiruvananthapuram	2675400	2710800	101%	2388108	89%	239428	20%
Thrissur	2545664	2444782	96%	2305394	91%	250542	26%
Wayanad	659698	691150	105%	610830	93%	38540	12%
Grand Total	2,66,34,508	2,69,80,827	101%	2,36,51,535	89%	1994042	19%

*Revised target population(> 18 years) as per MOHFW is 2.67 crores

*As per letter from Additional Secretary MOHFW- D O No 2317579/2021/Imm dated 15/09/2021

TABLE 10. Achievement for the day 23/06/2022 midnight

Daily achievement		23/06/2022		
District	First Dose	Second Dose	Precaution dose	Total Doses Administered
Alappuzha	94	637	1427	2158
Ernakulam	462	1342	3415	5219
Idukki	89	379	300	768
Kannur	91	340	867	1298
Kasaragod	411	612	140	1163
Kollam	161	663	1190	2014
Kottayam	344	1181	1500	3025
Kozhikode	725	667	1903	3295
Malappuram	4068	1043	915	6026
Palakkad	351	586	1299	2236
Pathanamthitta	57	246	896	1199
Thiruvananthapuram	798	2281	785	3864
Thrissur	146	757	2829	3732
Wayanad	277	572	195	1044
Grand Total	8074	11306	17661	37041

** Vaccine stock details couldn't be downloaded from e-VIN portal as the portal is down.

TABLE11.COVID Vaccination related sites

support@cowin.gov.in https://www.cowin.gov.in/home https://dashboard.kerala.gov.in/ https://dhs.kerala.gov.in/https://aogyakeralam.gov.in/https://sha.kerala.gov.in/

TABLE10.COVID Vaccination related Helpline numbers

National/State/District	Line1	Line2	Line3
National Helpline	1075	+91 1123978046	0120 4473222
Disha	1056	04712552056	
StateCallCenter	04712309251	04712309252	04712309255
Thiruvananthapuram	9188610100	1077	
Kollam	04742797609	8589015556	
Pathanamthitta	04682222515	04682228220	
Alappuzha	04772239999		
Kottayam	04812565200	04812304800	04812581900
Idukki	18004255640	04862232220	04862233118
Ernakulam	9072303861		
Thrissur	9400066921	9400066922	9400066923
Palakkad	04912505264	04912505189	8943341439
Malappuram	04832733253	04832737858	04832733252
Kozhikode	7594001442		
Wayanad	04936202343	04936202375	9072510900
Kannur	04972700194		
Kasargod	9061076590	9061079244	9061078026