



കേരള സർക്കാർ

www.health.kerala.gov.in

**COVID-19 OUTBREAK CONTROL AND PREVENTION STATE CELL
HEALTH&FAMILY WELFARE DEPARTMENT**

controlroomdhskerala@gmail.com

www.dhs.kerala.gov.in

Kerala HEALTH-COVID-19 DAILY VACCINATION BULLETIN

Date: 25/06/2022

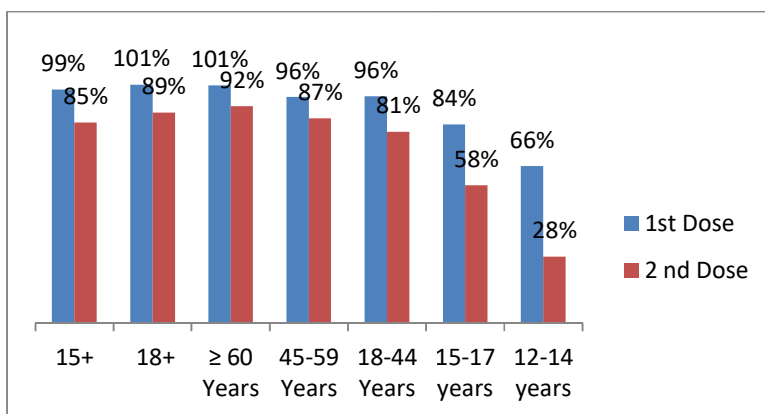
**OUR HEALTH OUR RESPONSIBILITY
VACCINE ADVISORY**

- *People who are vaccinated with Covid Vaccine are reported to have reduced Covid related ICU admissions, serious disease and death.*
- *Early vaccination is useful to safeguard our life from this deadly disease.*
- *Vaccination sessions are planned as per the availability of vaccine. All are requested to cooperate.*
- *After receiving the first dose, second dose of Covishield vaccine is to be taken between 12–16weeks and second dose of Covaxin between 4-6 weeks.*
- *Covid vaccination is currently available to all above 15 years. Children in 15-18 age group will get Covaxin.*
- *Health Staffs, Frontline workers and people above 60 years with co-morbidities will get precaution dose after 9 months or 39 weeks from the second dose. The Same vaccine administered as first and second dose is to be taken as precaution dose. People above 60 years with co-morbidities should take medical advice before receiving precaution dose.*
- *Vaccination is available free of cost in all Government covid vaccination centers, and at a nominal rate (as per the Gol order F.No.2079203/2021/Immunization) in selected private Hospitals.*
- ***ENSURE ALL YOUR ELIGIBLE FAMILY MEMBERS ARE PROTECTED BY RECEIVING ANY OF THE AVAILABLE COVID VACCINE.***
- ***“BOTH COVAXIN AND COVISHIELD ARE EQUALLY EFFECTIVE AND SAFE”***
- ***“BE FULLY PROTECTED – GET THE SECOND DOSE AT YOUR SCHEDULED TIME”***

ANALYSIS

COVID-19 mass vaccinations are showing signs of preventing illness and steep decline in cases and hospital admissions in countries which done vaccination. Kerala started its vaccination for health care workers from January 16, 2021. The COVID-19 Vaccines Operational Guidelines issued by the Ministry of Health and Family Welfare, Govt. of India, 28th December 2020 and all subsequent Guidelines issued by Ministry of Health and Family Welfare, Govt of India are followed at the sites and all vaccination lanes

Summary of COVID Vaccine Administered as on 25/06/2022 midnight

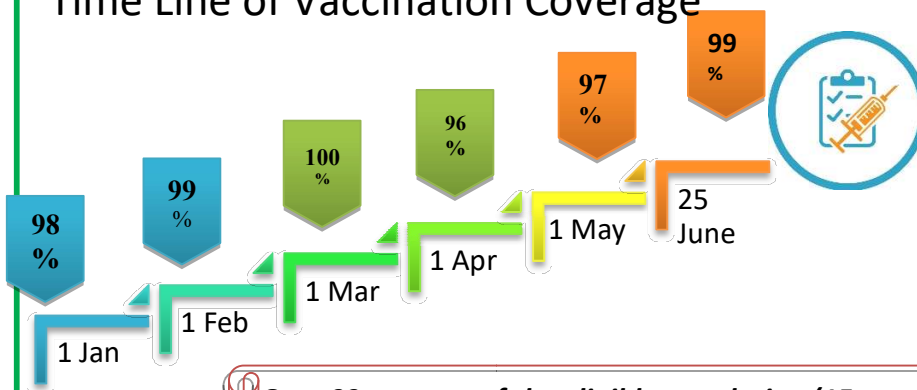


99% of eligible population vaccinated with a single dose till June 25

85% of eligible population vaccinated with double dose till June 25

State has vaccinated about **84%** of children aged 15 - 17 years with a single dose

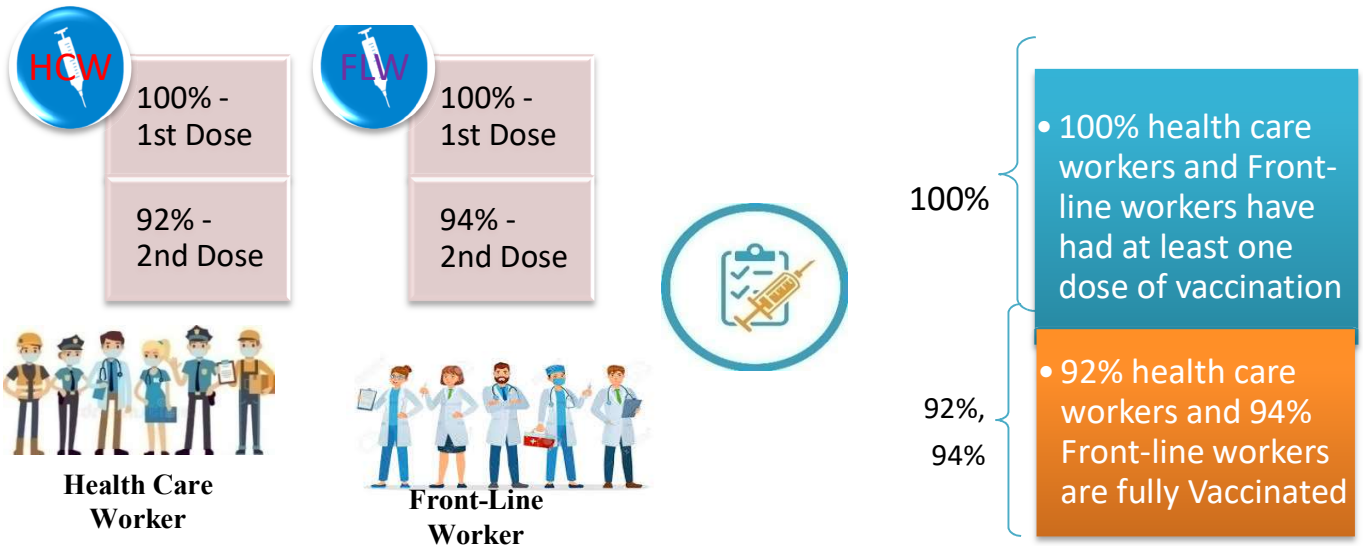
Time Line of Vaccination Coverage



Kerala began administration of COVID 19 Vaccines on 16th January, 2021. As of 25th June 2022, Kerala has administered over 55 million doses overall, including first and second doses of vaccines.

Over 99 per cent of the eligible population (15 + years) in Kerala has been administered the first dose of the Covid-19 vaccine. The state has achieved the target within 510 days since the beginning of the vaccination drive on January 16, 2021

Health Care Workers & Front-line Workers Vaccinated



Are You Vaccinated? You Still Need to Practice: SMS

- Even after vaccination, follow COVID appropriate behavior
- Practice Social Distancing and greet without physical contact
- Always wear clean face mask
- Wash your hands thoroughly and frequently or use hand sanitizer
- Follow the current COVID 19 guidelines to prevent further spread
- Stay Safe. Stay Strong. Get Vaccinated



Even After Getting Vaccinated Keep Taking Precautions to Protect Your Self



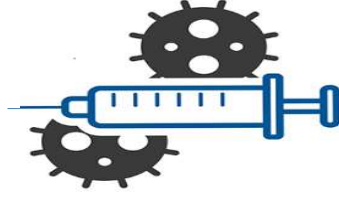
The Race Towards Full Vaccination - Weekly Trend

18th – 24th June 2022

Kerala Administered over

1.25 Lakh

COVID Vaccine Doses during 18th to 24th June, 2022

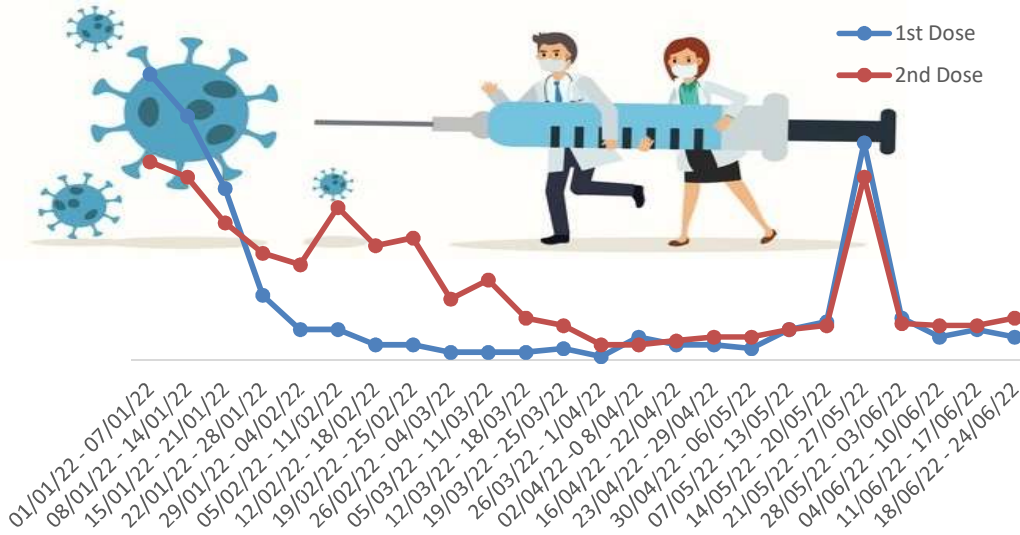


From 18th to 24th June 2022 on average

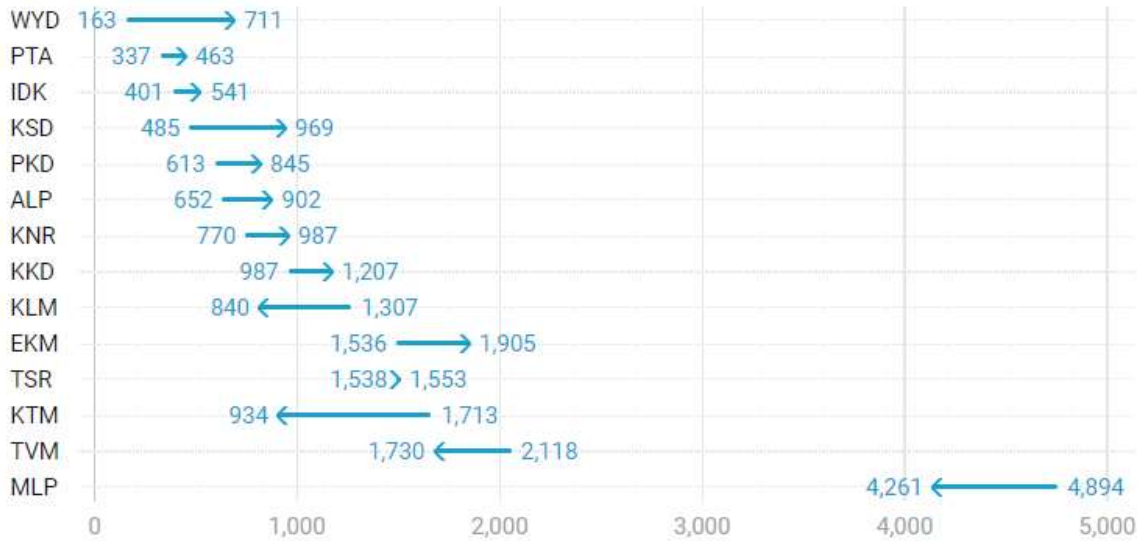
0.18 lakh

doses were administered daily.

Average Doses Administered Per day per week (in 1000)



Trend in average per day vaccination (in 1000) for the last two weeks



Race Against Time – Vaccination Quarterly Status

(Q1:16th Jan-Mar, Q2: Apr-June, Q3: July-Sep, Q4: Oct - Dec)

Daily Average Doses Administered per Quarter

In the first Quarter, only 42201 first doses and 5324 second doses were administered daily on average. During the second, third and fourth quarters, the daily vaccination of the first and second doses increased significantly.



Vaccination Achievement per Quarter

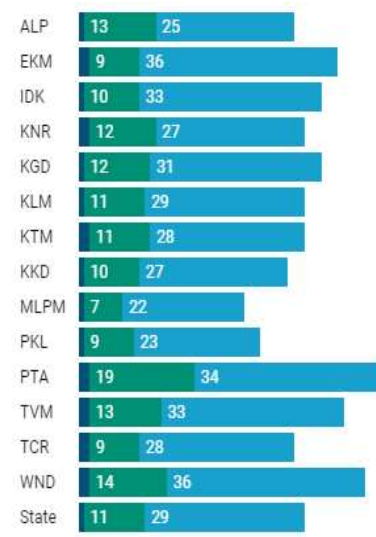
In the third quarter of the immunization drive, 52% of the eligible population (18 + age) in Kerala were given the first dose and 29% the second dose.

■ Q1 ■ Q2 ■ Q3

First Dose

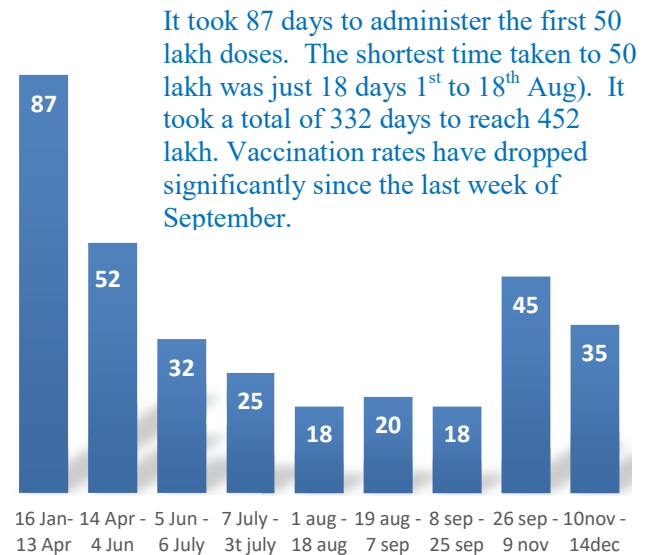


Second Dose



Dose Progression

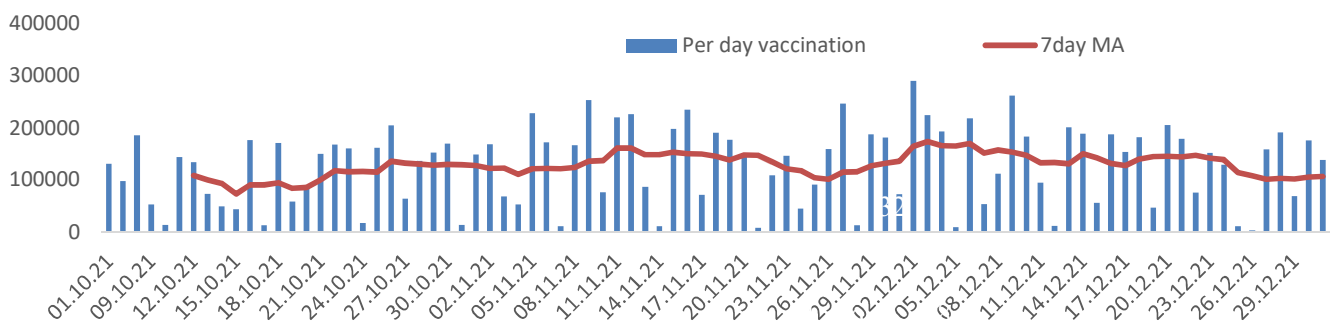
The chart shows the days taken for total COVID-19 Vaccination doses (both first and second) in Kerala to cross every 50 lakh dose mark



It took 87 days to administer the first 50 lakh doses. The shortest time taken to 50 lakh was just 18 days 1st to 18th Aug). It took a total of 332 days to reach 452 lakh. Vaccination rates have dropped significantly since the last week of September.

Vaccine Administered per Day and 7 days Moving Average in Last Quarter (Oct -Dec)

The seven-day moving average of daily doses in the last quarter showed a peak on December 2nd and continued to fluctuate thereafter



Important Message to the Public

- a. *Infection or infection rate is only a part and disease manifestation of disease is to be monitored*
- b. *Fatality among vaccinated people is very less. Disease severity among vaccinated people is less.*
- c. *People with comorbidity should be careful. Once detected covid positive they should get admitted and do not stay at home.*
- d. *Death in covid positive cases are among unvaccinated people, especially having comorbidities like Diabetes and Hypertension*
- e. *Late arrival to hospitals is one of the reason for Death among people with comorbidities*
- f. *Vaccinated people, only if symptomatic are advised to consult Doctor.*
- g. *Non Vaccinated people, if symptomatic, may do RTPCR test*
- h. *Antigen testing is only for emergency purpose*
- i. *Non vaccinated people with co-morbidities to do testing by RTPCR and consult doctor*
- j. *Repeat RTPCR is not needed among the people who are detected COVID positive in the previous 2 months*
- k. *All young person detected positive and at home isolation should do glucose test*

TABLE1.Total Vaccination done in the State as on 25/06/2022 midnight

State Summary (15+ years)-Total doses administered till 26/06/2022 at 12 AM								
District	Target	First Dose	Percent age	Second Dose	Percentage*	Precaution Dose	Percentage	Total doses administered
Alappuzha	1829568	1735627	95%	1612472	88%	169223	26%	35,17,322
Ernakulam	3217878	3300845	104%	2802448	88%	245592	19%	63,48,885
Idukki	950762	959352	101%	803546	85%	43555	12%	18,06,453
Kannur	2100307	2160145	103%	1905345	91%	146020	19%	42,11,510
Kasaragod	1092141	1050731	96%	873040	80%	47007	11%	19,70,778
Kollam	2268371	2222876	98%	1921115	85%	154432	19%	42,98,423
Kottayam	1704500	1675865	98%	1471843	86%	145625	22%	32,93,333
Kozhikode	2746273	2670315	97%	2209451	80%	138062	15%	50,17,828
Malappuram	3386535	3410279	101%	2652713	78%	110857	13%	61,73,849
Palakkad	2349082	2324149	99%	2008730	86%	150028	22%	44,82,907
Pathanamthitta	1118564	1155321	103%	984508	88%	136171	24%	22,76,000
Thiruvananthapuram	2914006	2890272	99%	2494207	86%	241358	19%	56,25,837
Thrissur	2767777	2641260	95%	2444959	88%	253461	26%	53,39,680
Wayanad	716933	745962	104%	643540	90%	38969	12%	14,28,471
Grand Total	29,162,697	2,89,42,999	99%	2,48,27,917	85%	20,20,360	19%	5,57,91,276

TABLE2.Covid-19 Vaccination Center Functional in the State as on 25/06/2022 midnight(26/06/2022 12AM)

DISTRICTS	12+	15+	18+	Total
Alappuzha	84	84	8	176
Ernakulam	82	28	34	144
Idukki	13	4	8	25
Kannur	40	12	13	65
Kasaragod	34	0	51	85
Kollam	27	7	16	50
Kottayam	40	11	12	63
Kozhikode	44	97	108	249
Malappuram	20	29	24	73
Palakkad	14	8	13	35
Pathanamthitta	51	5	9	65
Thiruvananthapuram	41	22	19	82
Thrissur	80	6	32	118
Wayanad	6	4	6	16
GrandTotal	576	317	353	1246

TABLE3. Health Care Workers Coverage as on 25/06/2022 midnight

<i>DISTRICT</i>	<i>1st DOSE</i>	<i>2nd Dose</i>	<i>% fully vaccinated</i>	<i>Precaution dose</i>	<i>Precaution dose (%) *</i>
Alappuzha	29022	27237	94%	14090	54%
Ernakulam	85571	75831	89%	32657	45%
Idukki	13556	13009	96%	6069	49%
Kannur	40390	37550	93%	18876	52%
Kasaragod	11610	10822	93%	4948	48%
Kollam	36040	33825	94%	15671	49%
Kottayam	38706	36319	94%	17507	51%
Kozhikode	52735	47963	91%	18716	41%
Malappuram	44834	42006	94%	18273	46%
Palakkad	34676	32019	92%	16098	53%
Pathanamthitta	29337	25090	86%	12179	51%
Thiruvananthapuram	73433	66414	90%	28011	44%
Thrissur	51910	49211	95%	27460	58%
Wayanad	13978	13296	95%	6558	51%
Grand Total	555798	510592	92%	237113	49%

1st Dose coverage for HCW is 100%

*Proportion of beneficiaries who are eligible (completed 9 months after 2nd dose)

TABLE4. Frontline workers Coverage as on 25/06/2022 midnight

<i>DISTRICT</i>	<i>1st dose</i>	<i>2nd Dose</i>	<i>% fully vaccinated</i>	<i>Precaution dose</i>	<i>Precaution dose(%) *</i>
Alappuzha	39131	36757	94%	13689	39%
Ernakulam	54936	50358	92%	19025	40%
Idukki	22995	21347	93%	5686	28%
Kannur	41386	39976	97%	12991	33%
Kasaragod	24615	22488	91%	6354	29%
Kollam	42235	38852	92%	10895	30%
Kottayam	32141	30610	95%	11554	39%
Kozhikode	55273	52565	95%	9818	20%
Malappuram	53918	51285	95%	14089	29%
Palakkad	48097	45550	95%	17267	40%
Pathanamthitta	25250	22538	89%	7419	35%
Thiruvananthapuram	73008	67640	93%	23359	37%
Thrissur	41909	40742	97%	18990	48%
Wayanad	17021	16096	95%	4163	27%
Grand Total	571915	536804	94%	175299	34%

1st Dose coverage for FLW is 100%

*Proportion of beneficiaries who are eligible (completed 9 months after 2nd dose)

TABLE5.Age-Appropriate Group (45-59 Years) Coverage as on 25/06/2022 midnight

Table 5: Age appropriate group (45-59 years) coverage							
45-59 years Coverage as on				26/06/2022 at 12 AM			
District	Target	1st Dose Coverage	Percentage	2nd Dose Coverage	Percentage fully vaccinated	Precaution dose	%
Alappuzha	535436	438978	82%	416551	78%	3569	2%
Ernakulam	809349	783800	97%	703523	87%	15805	4%
Idukki	237564	246985	104%	219278	92%	718	0%
Kannur	527295	515949	98%	480745	91%	3275	1%
Kasaragod	253027	252274	100%	224184	89%	447	0%
Kollam	541201	560156	104%	503243	93%	3674	1%
Kottayam	478470	414222	87%	375183	78%	4909	2%
Kozhikode	658949	655256	99%	582387	88%	4027	1%
Malappuram	733338	723105	99%	629718	86%	2197	1%
Palakkad	614226	547278	89%	500604	82%	4079	2%
Pathanamthitta	264372	281859	107%	251922	95%	3627	2%
Thiruvananthapuram	735836	681769	93%	614243	83%	10218	3%
Thrissur	689418	664121	96%	626411	91%	12888	4%
Wayanad	170537	177139	104%	164316	96%	397	0%
Grand Total	7249018	69,42,891	96%	62,92,308	87%	69830	2%

TABLE6.Age-Appropriate Group (≥60 Years) Coverage as on 25/06/2022midnight

Table 6: Age appropriate group (≥ 60 years) coverage							
≥ 60 years Coverage as on				26/06/2022 at 12 AM			
District	Target	1st Dose Coverage	Percentage	2nd Dose Coverage	Percentage fully vaccinated	Precaution dose	%
Alappuzha	424565	429114	101%	401113	94%	135633	48%
Ernakulam	673885	676397	100%	621292	92%	165595	35%
Idukki	193981	194584	100%	173143	89%	30544	23%
Kannur	438602	444540	101%	412948	94%	108575	38%
Kasaragod	182460	181715	100%	160405	88%	34819	26%
Kollam	497558	499585	100%	455611	92%	121884	38%
Kottayam	418008	419766	100%	384582	92%	108519	41%
Kozhikode	526896	529315	100%	480439	91%	102386	31%
Malappuram	477642	488173	102%	434933	91%	74686	26%
Palakkad	437708	439852	100%	402403	92%	110748	42%
Pathanamthitta	311297	312281	100%	280896	90%	110201	45%
Thiruvananthapuram	630465	633138	100%	571916	91%	170746	39%
Thrissur	581781	588260	101%	558730	96%	187587	49%
Wayanad	128009	128314	100%	114469	89%	27647	27%
Grand Total	5922857	59,65,034	101%	54,52,880	92%	14,89,570	38%

TABLE 6. Age-Appropriate Group (18-44 Years) Coverage as on 25/06/2022 midnight

18-44 years Coverage as on 26/06/2022 at 12 AM							
District	Target	First Dose					
		1st Dose Coverage	Percentage	2nd Dose Coverage	Percentage fully vaccinated	Precaution dose	%
Alappuzha	744178	670220	90%	634824	85%	2242	2%
Ernakulam	1470864	1511524	103%	1236008	84%	12510	4%
Idukki	437537	419667	96%	335139	77%	538	1%
Kannur	947964	965914	102%	833996	88%	2303	2%
Kasaragod	556876	501859	90%	411536	74%	439	0%
Kollam	1054752	933214	88%	795967	75%	2308	2%
Kottayam	665544	655907	99%	570115	86%	3136	3%
Kozhikode	1313678	1223247	93%	973380	74%	3115	2%
Malappuram	1777378	1831506	103%	1394736	78%	1612	1%
Palakkad	1088327	1086918	100%	919493	84%	1836	2%
Pathanamthitta	460819	443524	96%	358256	78%	2745	3%
Thiruvananthapuram	1309099	1249484	95%	1068027	82%	9024	3%
Thrissur	1274465	1098649	86%	1030767	81%	6536	4%
Wayanad	361152	354726	98%	302775	84%	204	0%
Grand Total	13462633	1,29,46,359	96%	1,08,65,019	81%	48548	2%
*Among those who have taken first dose							

TABLE 7. Age-Appropriate Group (15-17 Years) Coverage as on 25/06/2022 midnight

15-17 years Coverage as on 26/06/2022 at 12 AM					
District	Target	1st Dose Coverage	Percentage	2nd Dose Coverage	Percentage fully vaccinated
Alappuzha	80832	79899	99%	65380	81%
Ernakulam	172307	119130	85%	88368	63%
Idukki	51339	38686	75%	29734	58%
Kannur	97722	101867	104%	74471	76%
Kasaragod	60496	51989	86%	34508	57%
Kollam	105234	98884	94%	71530	68%
Kottayam	85400	71329	84%	53249	62%
Kozhikode	143028	112437	79%	61872	43%
Malappuram	241212	186855	77%	86874	36%
Palakkad	132742	116635	88%	83968	63%
Pathanamthitta	48854	40588	83%	32150	66%
Thiruvananthapuram	145238	113509	78%	78348	54%
Thrissur	123540	125465	102%	97462	79%
Wayanad	29245	36647	125%	24801	85%
Grand Total	1,517,189	12,93,920	84%	8,82,715	58%

Table 8: Age appropriate group (12-14 years) Coverage as on 25/06/2022 midnight

12-14 years Coverage as on 26/06/2022 at 12 AM					
District	Target	1st Dose Coverage	Percentage	2nd Dose Coverage	Percentage fully vaccinated
Alappuzha	43284	49263	114%	30610	71%
Ernakulam	90244	69487	77%	27068	30%
Idukki	29672	22879	77%	11896	40%
Kannur	89079	50099	56%	25659	29%
Kasaragod	39968	26669	67%	9097	23%
Kollam	69984	52762	75%	22087	32%
Kottayam	55571	43794	79%	21785	39%
Kozhikode	103644	42052	41%	10845	10%
Malappuram	159652	81888	51%	13161	8%
Palakkad	75249	50693	67%	24693	33%
Pathanamthitta	33203	22482	68%	13656	41%
Thiruvananthapuram	93804	65931	70%	27619	29%
Thrissur	99789	70946	71%	41636	42%
Wayanad	27857	18137	65%	7787	28%
Grand Total	10,11,000	6,67,082	66%	2,87,599	28%

TABLE9.State Summary (18+) as on 25/06/2022 midnight

State Summary (18+) 26/06/2022 at 12 AM							
District	Target	First Dose	Percentage	Second Dose	Percentage*	Precaution Dose	Percentage
Alappuzha	1704179	1606465	94%	1516482	89%	169223	26%
Ernakulam	2954098	3112228	105%	2687012	91%	245592	19%
Idukki	869082	897787	103%	761916	88%	43555	12%
Kannur	1913861	2008179	105%	1805215	94%	146020	19%
Kasaragod	992363	972073	98%	829435	84%	47007	11%
Kollam	2093511	2071230	99%	1827498	87%	154432	19%
Kottayam	1562022	1560742	100%	1396809	89%	145625	22%
Kozhikode	2499523	2515826	101%	2136734	85%	138062	15%
Malappuram	2988358	3141536	105%	2552678	85%	110857	13%
Palakkad	2140261	2156821	101%	1900069	89%	150028	22%
Pathanamthitta	1036488	1092251	105%	938702	91%	136171	24%
Thiruvananthapuram	2675400	2710832	101%	2388240	89%	241358	19%
Thrissur	2545664	2444849	96%	2305861	91%	253461	26%
Wayanad	659698	691178	105%	610952	93%	38969	12%
Grand Total	2,66,34,508	2,69,81,997	101%	2,36,57,603	89%	2020360	19%

*Revised target population(> 18 years) as per MOHFW is 2.67 crores

*As per letter from Additional Secretary MOHFW- D O No 2317579/2021/Imm dated 15/09/2021

TABLE 10. Achievement for the day 25/06/2022 midnight

Daily achievement		25/06/2022		
District	First Dose	Second Dose	Precaution dose	Total Doses Administered
Alappuzha	476	2754	677	3907
Ernakulam	1497	7580	1738	10815
Idukki	186	808	112	1106
Kannur	1409	4221	550	6180
Kasaragod	351	1856	170	2377
Kollam	337	1604	464	2405
Kottayam	472	1548	857	2877
Kozhikode	1440	5029	2372	8841
Malappuram	997	1805	744	3546
Palakkad	305	760	486	1551
Pathanamthitta	283	1645	335	2263
Thiruvananthapuram	631	2805	1167	4603
Thrissur	613	3709	804	5126
Wayanad	221	685	229	1135
Grand Total	9218	36809	10705	56732

** Vaccine stock details couldn't be downloaded from e-VIN portal as the portal is down.

TABLE11.COVID Vaccination related sites

support@cowin.gov.in https://www.cowin.gov.in/home https://dashboard.kerala.gov.in/ https://dhs.kerala.gov.in/https://aogyakeralam.gov.in/https://sha.kerala.gov.in/

TABLE10.COVID Vaccination related Helpline numbers

National/State/District	Line1	Line2	Line3
National Helpline	1075	+91 1123978046	0120 4473222
Disha	1056	04712552056	
StateCallCenter	04712309251	04712309252	04712309255
Thiruvananthapuram	9188610100	1077	
Kollam	04742797609	8589015556	
Pathanamthitta	04682222515	04682228220	
Alappuzha	04772239999		
Kottayam	04812565200	04812304800	04812581900
Idukki	18004255640	04862232220	04862233118
Ernakulam	9072303861		
Thrissur	9400066921	9400066922	9400066923
Palakkad	04912505264	04912505189	8943341439
Malappuram	04832733253	04832737858	04832733252
Kozhikode	7594001442		
Wayanad	04936202343	04936202375	9072510900
Kannur	04972700194		
Kasargod	9061076590	9061079244	9061078026