



കേരള സർക്കാർ

www.health.kerala.gov.in

**COVID-19 OUTBREAK CONTROL AND PREVENTION STATE CELL
HEALTH&FAMILY WELFARE DEPARTMENT**

controlroomdhskerala@gmail.com

www.dhs.kerala.gov.in

Kerala HEALTH-COVID-19 DAILY VACCINATION BULLETIN

Date: 27/06/2022

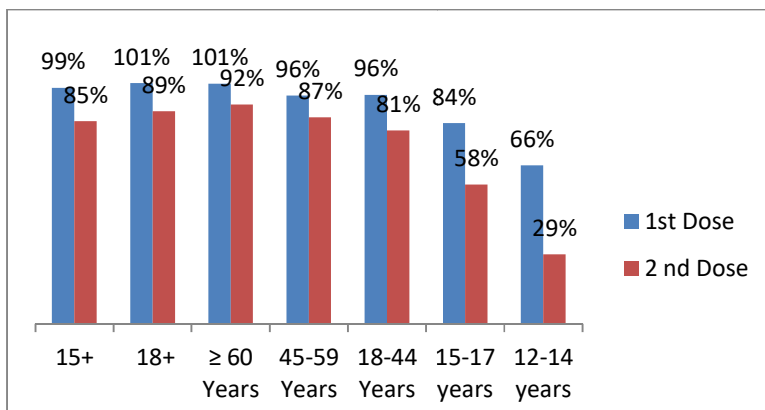
**OUR HEALTH OUR RESPONSIBILITY
VACCINE ADVISORY**

- *People who are vaccinated with Covid Vaccine are reported to have reduced Covid related ICU admissions, serious disease and death.*
- *Early vaccination is useful to safeguard our life from this deadly disease.*
- *Vaccination sessions are planned as per the availability of vaccine. All are requested to cooperate.*
- *After receiving the first dose, second dose of Covishield vaccine is to be taken between 12–16weeks and second dose of Covaxin between 4-6 weeks.*
- *Covid vaccination is currently available to all above 15 years. Children in 15-18 age group will get Covaxin.*
- *Health Staffs, Frontline workers and people above 60 years with co-morbidities will get precaution dose after 9 months or 39 weeks from the second dose. The Same vaccine administered as first and second dose is to be taken as precaution dose. People above 60 years with co-morbidities should take medical advice before receiving precaution dose.*
- *Vaccination is available free of cost in all Government covid vaccination centers, and at a nominal rate (as per the Gol order F.No.2079203/2021/Immunization) in selected private Hospitals.*
- **ENSURE ALL YOUR ELIGIBLE FAMILY MEMBERS ARE PROTECTED BY RECEIVING ANY OF THE AVAILABLE COVID VACCINE.**
- **“BOTH COVAXIN AND COVISHIELD ARE EQUALLY EFFECTIVE AND SAFE”**
- **“BE FULLY PROTECTED – GET THE SECOND DOSE AT YOUR SCHEDULED TIME”**

ANALYSIS

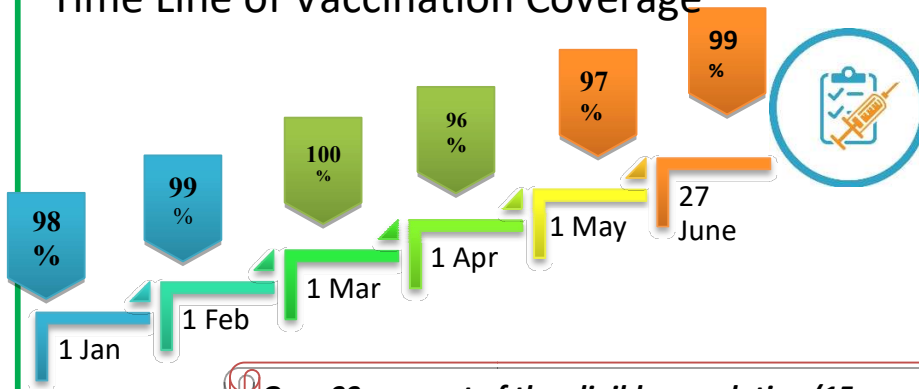
COVID-19 mass vaccinations are showing signs of preventing illness and steep decline in cases and hospital admissions in countries which done vaccination. Kerala started its vaccination for health care workers from January 16, 2021. The COVID-19 Vaccines Operational Guidelines issued by the Ministry of Health and Family Welfare, Govt. of India, 28th December 2020 and all subsequent Guidelines issued by Ministry of Health and Family Welfare, Govt of India are followed at the sites and all vaccination lanes

Summary of COVID Vaccine Administered as on 27/06/2022 midnight



- 99%** of eligible population vaccinated with a single dose till June 27
- 85%** of eligible population vaccinated with double dose till June 27
- State has vaccinated about **84%** of children aged 15 - 17 years with a single dose

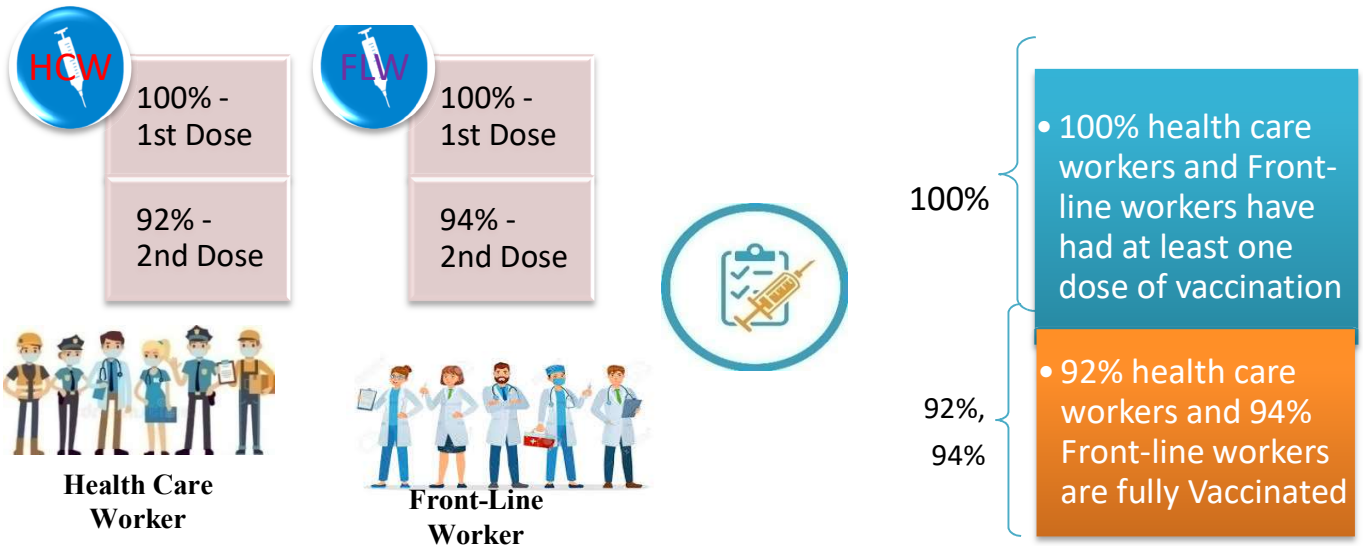
Time Line of Vaccination Coverage



Kerala began administration of COVID 19 Vaccines on 16th January, 2021. As of 27th June 2022, Kerala has administered over 55 million doses overall, including first and second doses of vaccines.

Over 99 per cent of the eligible population (15 + years) in Kerala has been administered the first dose of the Covid-19 vaccine. The state has achieved the target within 510 days since the beginning of the vaccination drive on January 16, 2021

Health Care Workers & Front-line Workers Vaccinated



Are You Vaccinated? You Still Need to Practice: SMS

- Even after vaccination, follow COVID appropriate behavior
- Practice Social Distancing and greet without physical contact
- Always wear clean face mask
- Wash your hands thoroughly and frequently or use hand sanitizer
- Follow the current COVID 19 guidelines to prevent further spread
- Stay Safe. Stay Strong. Get Vaccinated



Even After Getting Vaccinated Keep Taking Precautions to Protect Your Self



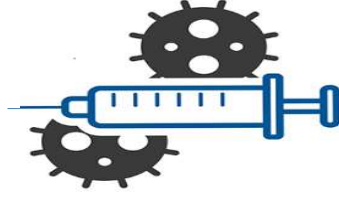
The Race Towards Full Vaccination - Weekly Trend

18th – 24th June 2022

Kerala Administered over

1.25 Lakh

COVID Vaccine Doses during 18th to 24th June, 2022

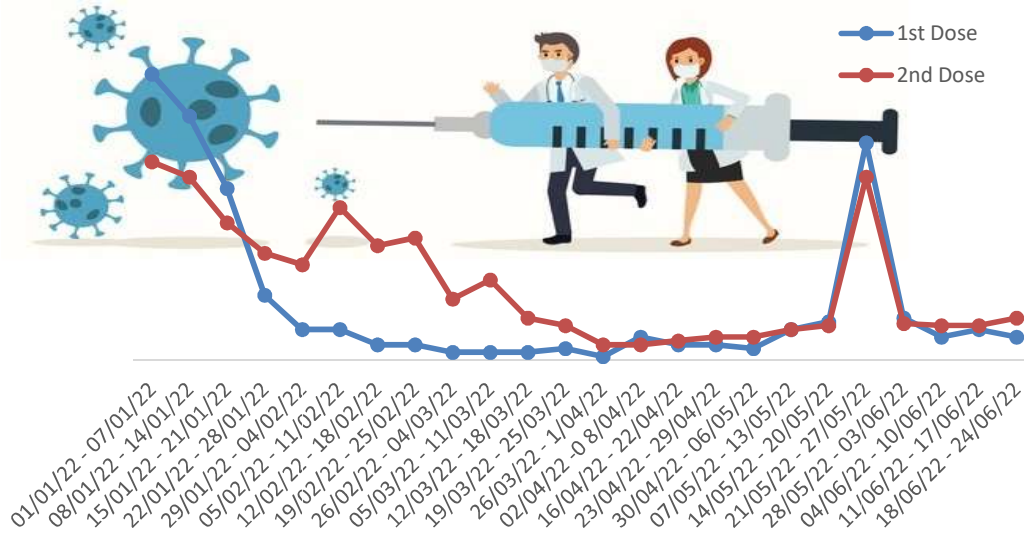


From 18th to 24th June 2022 on average

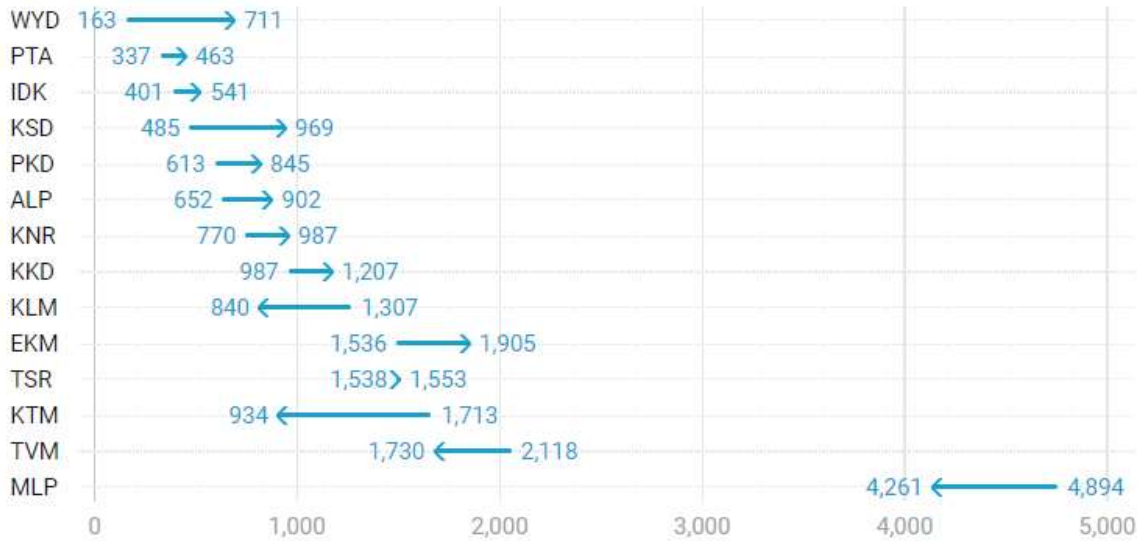
0.18 lakh

doses were administered daily.

Average Doses Administered Per day per week (in 1000)



Trend in average per day vaccination (in 1000) for the last two weeks

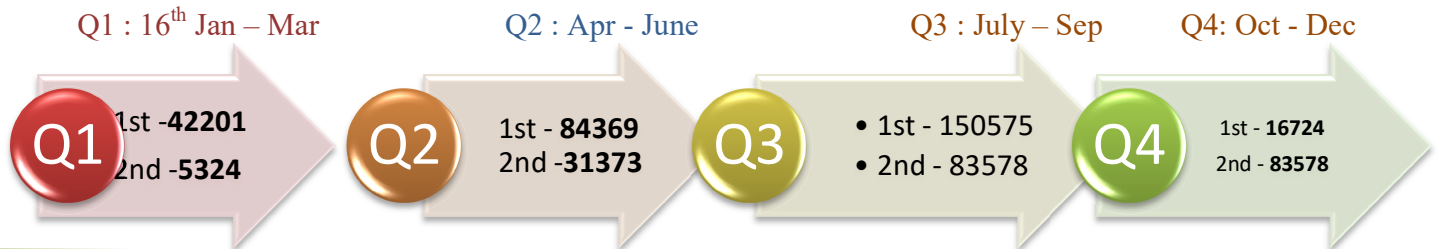


Race Against Time – Vaccination Quarterly Status

(Q1:16th Jan-Mar, Q2: Apr-June, Q3: July-Sep, Q4: Oct - Dec)

Daily Average Doses Administered per Quarter

In the first Quarter, only 42201 first doses and 5324 second doses were administered daily on average. During the second, third and fourth quarters, the daily vaccination of the first and second doses increased significantly.



Vaccination Achievement per Quarter

In the third quarter of the immunization drive, 52% of the eligible population (18 + age) in Kerala were given the first dose and 29% the second dose.

Dose Progression

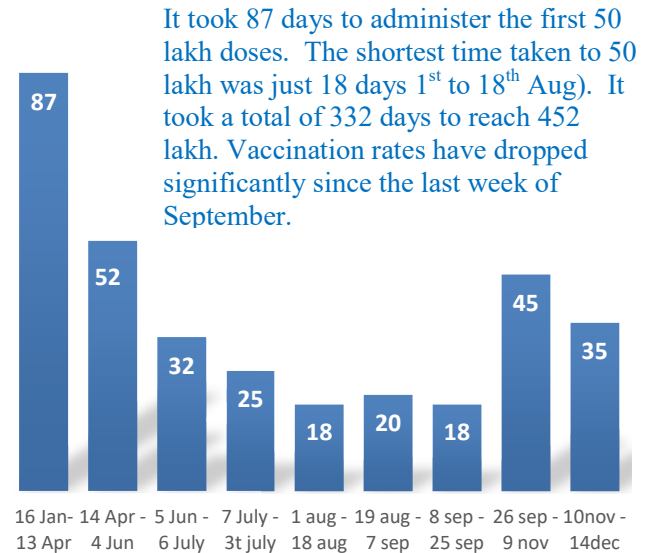
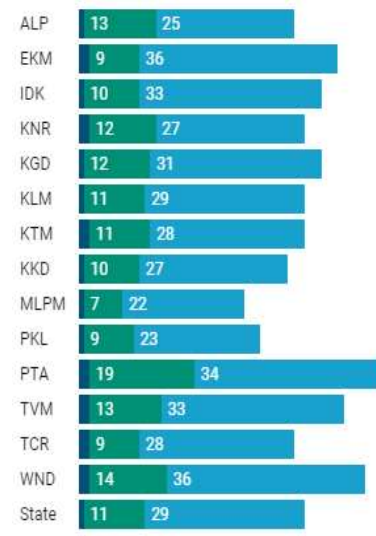
The chart shows the days taken for total COVID-19 Vaccination doses (both first and second) in Kerala to cross every 50 lakh dose mark

■ Q1 ■ Q2 ■ Q3

First Dose



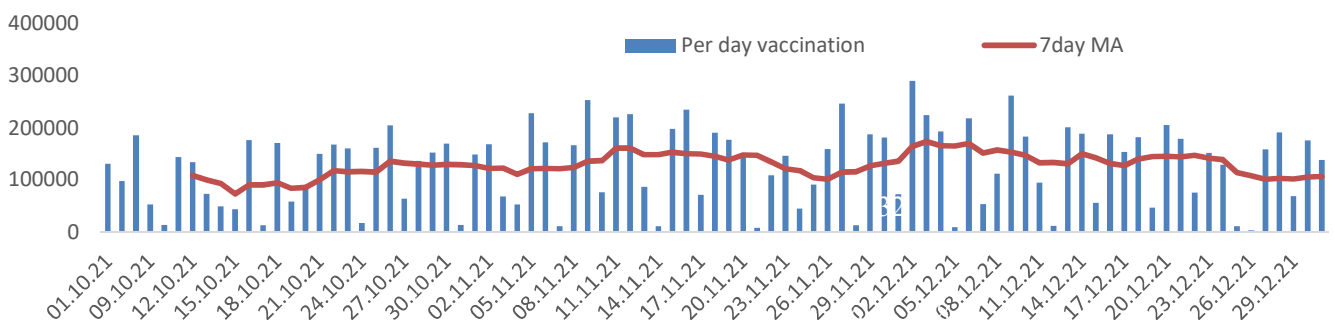
Second Dose



It took 87 days to administer the first 50 lakh doses. The shortest time taken to 50 lakh was just 18 days 1st to 18th Aug). It took a total of 332 days to reach 452 lakh. Vaccination rates have dropped significantly since the last week of September.

Vaccine Administered per Day and 7 days Moving Average in Last Quarter (Oct -Dec)

The seven-day moving average of daily doses in the last quarter showed a peak on December 2nd and continued to fluctuate thereafter



Important Message to the Public

- a. *Infection or infection rate is only a part and disease manifestation of disease is to be monitored*
- b. *Fatality among vaccinated people is very less. Disease severity among vaccinated people is less.*
- c. *People with comorbidity should be careful. Once detected covid positive they should get admitted and do not stay at home.*
- d. *Death in covid positive cases are among unvaccinated people, especially having comorbidities like Diabetes and Hypertension*
- e. *Late arrival to hospitals is one of the reason for Death among people with comorbidities*
- f. *Vaccinated people, only if symptomatic are advised to consult Doctor.*
- g. *Non Vaccinated people, if symptomatic, may do RTPCR test*
- h. *Antigen testing is only for emergency purpose*
- i. *Non vaccinated people with co-morbidities to do testing by RTPCR and consult doctor*
- j. *Repeat RTPCR is not needed among the people who are detected COVID positive in the previous 2 months*
- k. *All young person detected positive and at home isolation should do glucose test*

TABLE1.Total Vaccination done in the State as on 27/06/2022 midnight

State Summary (15+ years)-Total doses administered till 28/06/2022 at 12 AM								
District	Target	First Dose	Percent age	Second Dose	Percentage*	Precaution Dose	Percentage	Total doses administered
Alappuzha	1829568	1735755	95%	1613107	88%	171187	26%	35,20,049
Ernakulam	3217878	3301054	104%	2803265	88%	248835	19%	63,53,154
Idukki	950762	959457	101%	803871	85%	43935	12%	18,07,263
Kannur	2100307	2160312	103%	1905815	91%	146390	19%	42,12,517
Kasaragod	1092141	1050933	96%	873425	80%	47166	11%	19,71,524
Kollam	2268371	2222932	98%	1921326	85%	155030	19%	42,99,288
Kottayam	1704500	1675929	98%	1472207	86%	147553	22%	32,95,689
Kozhikode	2746273	2670804	97%	2210266	80%	139127	15%	50,20,197
Malappuram	3386535	3411985	101%	2654187	78%	111859	13%	61,78,031
Palakkad	2349082	2324341	99%	2009167	86%	150814	22%	44,84,322
Pathanamthitta	1118564	1155332	103%	984538	88%	136632	25%	22,76,502
Thiruvananthapuram	2914006	2890317	99%	2494292	86%	242076	19%	56,26,685
Thrissur	2767777	2641373	95%	2445846	88%	255069	26%	53,42,288
Wayanad	716933	746279	104%	644260	90%	39080	12%	14,29,619
Grand Total	29,162,697	2,89,46,803	99%	2,48,35,572	85%	20,34,753	19%	5,58,17,128

TABLE2.Covid-19 Vaccination Center Functional in the State as on 27/06/2022 midnight(28/06/2022 12AM)

DISTRICTS	12+	15+	18+	Total
Alappuzha	84	0	87	171
Ernakulam	6	9	56	71
Idukki	4	6	19	29
Kannur	4	7	20	31
Kasaragod	24	0	51	75
Kollam	2	9	19	30
Kottayam	2	2	44	48
Kozhikode	12	13	39	64
Malappuram	17	19	44	80
Palakkad	1	9	24	34
Pathanamthitta	1	2	10	13
Thiruvananthapuram	0	2	10	12
Thrissur	28	6	52	86
Wayanad	5	5	6	16
GrandTotal	190	89	481	760

TABLE3. Health Care Workers Coverage as on 27/06/2022 midnight

<i>DISTRICT</i>	<i>1st DOSE</i>	<i>2nd Dose</i>	<i>% fully vaccinated</i>	<i>Precaution dose</i>	<i>Precaution dose (%) *</i>
Alappuzha	29022	27237	94%	14118	54%
Ernakulam	85571	75836	89%	32708	45%
Idukki	13556	13009	96%	6089	49%
Kannur	40390	37550	93%	18887	52%
Kasaragod	11610	10822	93%	4961	48%
Kollam	36040	33825	94%	15683	49%
Kottayam	38706	36320	94%	17550	51%
Kozhikode	52735	47964	91%	18745	41%
Malappuram	44834	42006	94%	18331	46%
Palakkad	34676	32020	92%	16121	53%
Pathanamthitta	29337	25091	86%	12194	51%
Thiruvananthapuram	73433	66416	90%	28033	44%
Thrissur	51910	49211	95%	27492	58%
Wayanad	13979	13296	95%	6569	51%
Grand Total	555799	510603	92%	237481	49%

1st Dose coverage for HCW is 100%

*Proportion of beneficiaries who are eligible (completed 9 months after 2nd dose)

TABLE4. Frontline workers Coverage as on 27/06/2022 midnight

<i>DISTRICT</i>	<i>1st dose</i>	<i>2nd Dose</i>	<i>% fully vaccinated</i>	<i>Precaution dose</i>	<i>Precaution dose(%) *</i>
Alappuzha	39131	36759	94%	13742	39%
Ernakulam	54936	50358	92%	19078	40%
Idukki	22995	21348	93%	5722	28%
Kannur	41386	39976	97%	13005	33%
Kasaragod	24615	22488	91%	6360	29%
Kollam	42235	38852	92%	10907	30%
Kottayam	32141	30611	95%	11594	40%
Kozhikode	55273	52567	95%	9845	20%
Malappuram	53918	51286	95%	14160	29%
Palakkad	48097	45550	95%	17299	40%
Pathanamthitta	25251	22538	89%	7425	35%
Thiruvananthapuram	73008	67640	93%	23419	37%
Thrissur	41909	40742	97%	19034	48%
Wayanad	17021	16097	95%	4168	27%
Grand Total	571916	536812	94%	175758	34%

1st Dose coverage for FLW is 100%

*Proportion of beneficiaries who are eligible (completed 9 months after 2nd dose)

TABLE5.Age-Appropriate Group (45-59 Years) Coverage as on 27/06/2022 midnight

Table 5: Age appropriate group (45-59 years) coverage							
45-59 years Coverage as on		28/06/2022		at 12 AM			
District	Target	1st Dose Coverage	Percentage	2nd Dose Coverage	Percentage fully vaccinated	Precaution dose	%
Alappuzha	535436	438980	82%	416590	78%	3603	2%
Ernakulam	809349	783806	97%	703570	87%	16071	4%
Idukki	237564	246986	104%	219298	92%	724	0%
Kannur	527295	515949	98%	480765	91%	3312	1%
Kasaragod	253027	252278	100%	224193	89%	458	0%
Kollam	541201	560160	104%	503258	93%	3731	1%
Kottayam	478470	414227	87%	375255	78%	4957	2%
Kozhikode	658949	655266	99%	582436	88%	4080	1%
Malappuram	733338	723118	99%	629831	86%	2213	1%
Palakkad	614226	547285	89%	500632	82%	4131	2%
Pathanamthitta	264372	281861	107%	251926	95%	3693	2%
Thiruvananthapuram	735836	681769	93%	614254	83%	10375	3%
Thrissur	689418	664127	96%	626448	91%	13094	4%
Wayanad	170537	177139	104%	164317	96%	411	0%
Grand Total	7249018	69,42,951	96%	62,92,773	87%	70853	2%

TABLE6.Age-Appropriate Group (≥ 60 Years) Coverage as on 27/06/2022midnight

Table 6: Age appropriate group (≥ 60 years) coverage							
≥ 60 years Coverage as on		28/06/2022		at 12 AM			
District	Target	1st Dose Coverage	Percentage	2nd Dose Coverage	Percentage fully vaccinated	Precaution dose	%
Alappuzha	424565	429121	101%	401135	94%	137396	49%
Ernakulam	673885	676413	100%	621352	92%	167699	35%
Idukki	193981	194587	100%	173148	89%	30852	23%
Kannur	438602	444546	101%	412960	94%	108821	38%
Kasaragod	182460	181718	100%	160408	88%	34930	26%
Kollam	497558	499586	100%	455620	92%	122320	38%
Kottayam	418008	419782	100%	384641	92%	110246	42%
Kozhikode	526896	529320	100%	480460	91%	103225	31%
Malappuram	477642	488181	102%	434982	91%	75503	27%
Palakkad	437708	439855	100%	402414	92%	111367	42%
Pathanamthitta	311297	312283	100%	280910	90%	110462	45%
Thiruvananthapuram	630465	633139	100%	571921	91%	170879	39%
Thrissur	581781	588265	101%	558757	96%	188620	49%
Wayanad	128009	128314	100%	114472	89%	27710	27%
Grand Total	5922857	59,65,110	101%	54,53,180	92%	15,00,030	38%

TABLE 6. Age-Appropriate Group (18-44 Years) Coverage as on 27/06/2022 midnight

18-44 years Coverage as on 28/06/2022 at 12 AM							
District	Target	First Dose					
		1st Dose Coverage	Percentage	2nd Dose Coverage	Percentage fully vaccinated	Precaution dose	%
Alappuzha	744178	670254	90%	634966	85%	2328	2%
Ernakulam	1470864	1511587	103%	1236265	84%	13279	4%
Idukki	437537	419693	96%	335212	77%	548	1%
Kannur	947964	965939	102%	834118	88%	2365	2%
Kasaragod	556876	501892	90%	411655	74%	457	0%
Kollam	1054752	933230	88%	796046	75%	2389	2%
Kottayam	665544	655943	99%	570332	86%	3206	3%
Kozhikode	1313678	1223327	93%	973712	74%	3232	2%
Malappuram	1777378	1831651	103%	1395392	79%	1652	1%
Palakkad	1088327	1086956	100%	919683	85%	1896	2%
Pathanamthitta	460819	443529	96%	358266	78%	2858	3%
Thiruvananthapuram	1309099	1249495	95%	1068062	82%	9370	3%
Thrissur	1274465	1098674	86%	1030987	81%	6829	4%
Wayanad	361152	354735	98%	302834	84%	222	0%
Grand Total	13462633	1,29,46,905	96%	1,08,67,530	81%	50631	2%
*Among those who have taken first dose							

TABLE 7. Age-Appropriate Group (15-17 Years) Coverage as on 27/06/2022 midnight

15-17 years Coverage as on 28/06/2022 at 12 AM					
District	Target	1st Dose Coverage	Percentage	2nd Dose Coverage	Percentage fully vaccinated
Alappuzha	80832	79904	99%	65420	81%
Ernakulam	140530	119177	85%	88516	63%
Idukki	51339	38695	75%	29831	58%
Kannur	97722	101914	104%	74607	76%
Kasaragod	60496	52018	86%	34573	57%
Kollam	105234	98910	94%	71607	68%
Kottayam	85400	71329	84%	53249	62%
Kozhikode	143028	112489	79%	61962	43%
Malappuram	241212	187158	78%	87236	36%
Palakkad	132742	116672	88%	84066	63%
Pathanamthitta	48854	40589	83%	32151	66%
Thiruvananthapuram	145238	113531	78%	78380	54%
Thrissur	123540	125475	102%	97518	79%
Wayanad	29245	36682	125%	24931	85%
Grand Total	15,34,000	12,94,543	84%	8,84,047	58%

Table 8: Age appropriate group (12-14 years) Coverage as on 27/06/2022 midnight

12-14 years Coverage as on 28/06/2022 at 12 AM					
District	Target	1st Dose Coverage	Percentage	2nd Dose Coverage	Percentage fully vaccinated
Alappuzha	43284	49343	114%	31000	72%
Ernakulam	90244	69564	77%	27368	30%
Idukki	29672	22945	77%	12025	41%
Kannur	89079	50188	56%	25839	29%
Kasaragod	39968	26802	67%	9286	23%
Kollam	69984	52771	75%	22118	32%
Kottayam	55571	43801	79%	21799	39%
Kozhikode	103644	42394	41%	11165	11%
Malappuram	159652	83125	52%	13454	8%
Palakkad	75249	50800	68%	24802	33%
Pathanamthitta	33203	22482	68%	13656	41%
Thiruvananthapuram	93804	65942	70%	27619	29%
Thrissur	99789	71013	71%	42183	42%
Wayanad	27857	18409	66%	8313	30%
Grand Total	10,11,000	6,69,579	66%	2,90,627	29%

TABLE9.State Summary (18+) as on 27/06/2022 midnight

State Summary (18+) 28/06/2022 at 12 AM							
District	Target	First Dose	Percentage	Second Dose	Percentage*	Precaution Dose	Percentage
Alappuzha	1704179	1606508	94%	1516687	89%	171187	26%
Ernakulam	2954098	3112313	105%	2687381	91%	248835	19%
Idukki	869082	897817	103%	762015	88%	43935	12%
Kannur	1913861	2008210	105%	1805369	94%	146390	19%
Kasaragod	992363	972113	98%	829566	84%	47166	11%
Kollam	2093511	2071251	99%	1827601	87%	155030	19%
Kottayam	1562022	1560799	100%	1397159	89%	147553	22%
Kozhikode	2499523	2515921	101%	2137139	86%	139127	15%
Malappuram	2988358	3141702	105%	2553497	85%	111859	13%
Palakkad	2140261	2156869	101%	1900299	89%	150814	22%
Pathanamthitta	1036488	1092261	105%	938731	91%	136632	25%
Thiruvananthapuram	2675400	2710844	101%	2388293	89%	242076	19%
Thrissur	2545664	2444885	96%	2306145	91%	255069	26%
Wayanad	659698	691188	105%	611016	93%	39080	12%
Grand Total	2,66,34,508	2,69,82,681	101%	2,36,60,898	89%	2034753	19%

*Revised target population(> 18 years) as per MOHFW is 2.67 crores

*As per letter from Additional Secretary MOHFW- D O No 2317579/2021/Imm dated 15/09/2021

TABLE 10. Achievement for the day 27/06/2022 midnight

Daily achievement		27/06/2022		
District	First Dose	Second Dose	Precaution dose	Total Doses Administered
Alappuzha	126	615	1719	2460
Ernakulam	148	664	2923	3735
Idukki	104	310	362	776
Kannur	145	428	358	931
Kasaragod	201	386	151	738
Kollam	50	209	543	802
Kottayam	63	363	1907	2333
Kozhikode	489	810	1035	2334
Malappuram	1603	1474	1002	4079
Palakkad	190	432	738	1360
Pathanamthitta	11	27	413	451
Thiruvananthapuram	23	68	368	459
Thrissur	102	874	1385	2361
Wayanad	214	542	111	867
Grand Total	3469	7202	13015	23686

** Vaccine stock details couldn't be downloaded from e-VIN portal as the portal is down.

TABLE11.COVID Vaccination related sites

support@cowin.gov.in https://www.cowin.gov.in/home https://dashboard.kerala.gov.in/ https://dhs.kerala.gov.in/https://aogyakeralam.gov.in/https://sha.kerala.gov.in/

TABLE10.COVID Vaccination related Helpline numbers

National/State/District	Line1	Line2	Line3
National Helpline	1075	+91 1123978046	0120 4473222
Disha	1056	04712552056	
StateCallCenter	04712309251	04712309252	04712309255
Thiruvananthapuram	9188610100	1077	
Kollam	04742797609	8589015556	
Pathanamthitta	04682222515	04682228220	
Alappuzha	04772239999		
Kottayam	04812565200	04812304800	04812581900
Idukki	18004255640	04862232220	04862233118
Ernakulam	9072303861		
Thrissur	9400066921	9400066922	9400066923
Palakkad	04912505264	04912505189	8943341439
Malappuram	04832733253	04832737858	04832733252
Kozhikode	7594001442		
Wayanad	04936202343	04936202375	9072510900
Kannur	04972700194		
Kasargod	9061076590	9061079244	9061078026