



കേരള സർക്കാർ

www.health.kerala.gov.in

**COVID-19 OUTBREAK CONTROL AND PREVENTION STATE CELL
HEALTH&FAMILY WELFARE DEPARTMENT**

controlroomdhskerala@gmail.com

www.dhs.kerala.gov.in

Kerala HEALTH-COVID-19 DAILY VACCINATION BULLETIN

Date: 29/06/2022

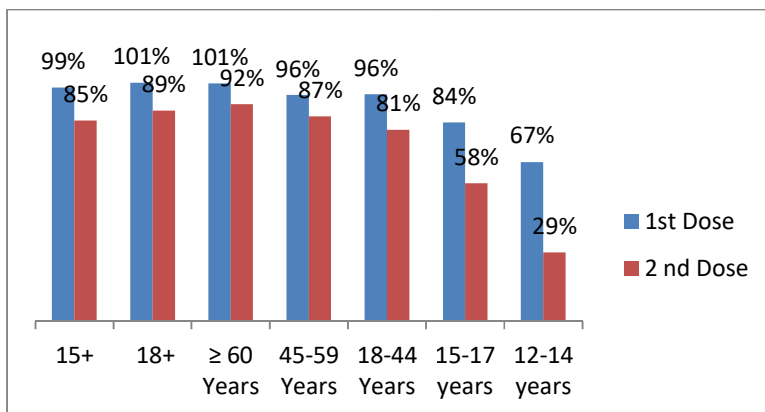
**OUR HEALTH OUR RESPONSIBILITY
VACCINE ADVISORY**

- *People who are vaccinated with Covid Vaccine are reported to have reduced Covid related ICU admissions, serious disease and death.*
- *Early vaccination is useful to safeguard our life from this deadly disease.*
- *Vaccination sessions are planned as per the availability of vaccine. All are requested to cooperate.*
- *After receiving the first dose, second dose of Covishield vaccine is to be taken between 12–16weeks and second dose of Covaxin between 4-6 weeks.*
- *Covid vaccination is currently available to all above 15 years. Children in 15-18 age group will get Covaxin.*
- *Health Staffs, Frontline workers and people above 60 years with co-morbidities will get precaution dose after 9 months or 39 weeks from the second dose. The Same vaccine administered as first and second dose is to be taken as precaution dose. People above 60 years with co-morbidities should take medical advice before receiving precaution dose.*
- *Vaccination is available free of cost in all Government covid vaccination centers, and at a nominal rate (as per the Gol order F.No.2079203/2021/Immunization) in selected private Hospitals.*
- **ENSURE ALL YOUR ELIGIBLE FAMILY MEMBERS ARE PROTECTED BY RECEIVING ANY OF THE AVAILABLE COVID VACCINE.**
- **“BOTH COVAXIN AND COVISHIELD ARE EQUALLY EFFECTIVE AND SAFE”**
- **“BE FULLY PROTECTED – GET THE SECOND DOSE AT YOUR SCHEDULED TIME”**

ANALYSIS


COVID-19 mass vaccinations are showing signs of preventing illness and steep decline in cases and hospital admissions in countries which done vaccination. Kerala started its vaccination for health care workers from January 16, 2021. The COVID-19 Vaccines Operational Guidelines issued by the Ministry of Health and Family Welfare, Govt. of India, 28th December 2020 and all subsequent Guidelines issued by Ministry of Health and Family Welfare, Govt of India are followed at the sites and all vaccination lanes

Summary of COVID Vaccine Administered as on 29/06/2022 midnight



- 99%** of eligible population vaccinated with a single dose till June 29
- 85%** of eligible population vaccinated with double dose till June 29
- State has vaccinated about **84%** of children aged 15 - 17 years with a single dose

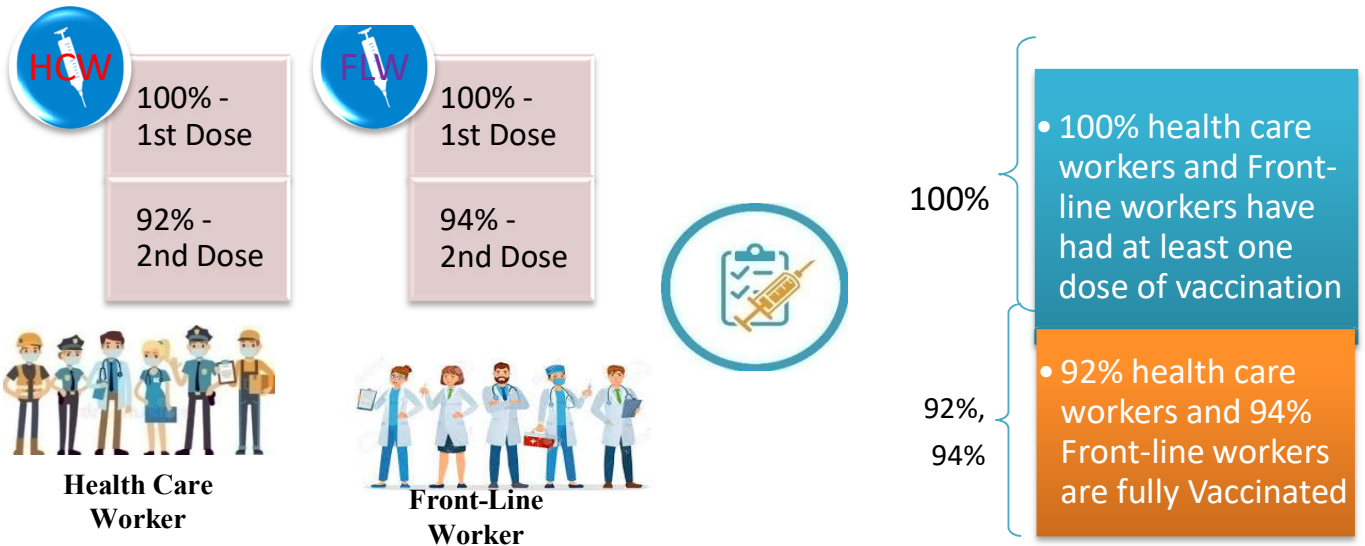
Time Line of Vaccination Coverage



Kerala began administration of COVID 19 Vaccines on 16th January, 2021. As of 29th June 2022, Kerala has administered over 55 million doses overall, including first and second doses of vaccines.

Over 99 per cent of the eligible population (15 + years) in Kerala has been administered the first dose of the Covid-19 vaccine. The state has achieved the target within 510 days since the beginning of the vaccination drive on January 16, 2021

Health Care Workers & Front-line Workers Vaccinated



Are You Vaccinated? You Still Need to Practice: SMS

- Even after vaccination, follow COVID appropriate behavior
- Practice Social Distancing and greet without physical contact
- Always wear clean face mask
- Wash your hands thoroughly and frequently or use hand sanitizer
- Follow the current COVID 19 guidelines to prevent further spread
- Stay Safe. Stay Strong. Get Vaccinated



Even After Getting Vaccinated Keep Taking Precautions to Protect Your Self



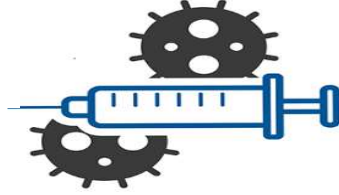
The Race Towards Full Vaccination - Weekly Trend

18th – 24th June 2022

Kerala Administered over

1.25 Lakh

COVID Vaccine Doses during 18th to 24th June, 2022



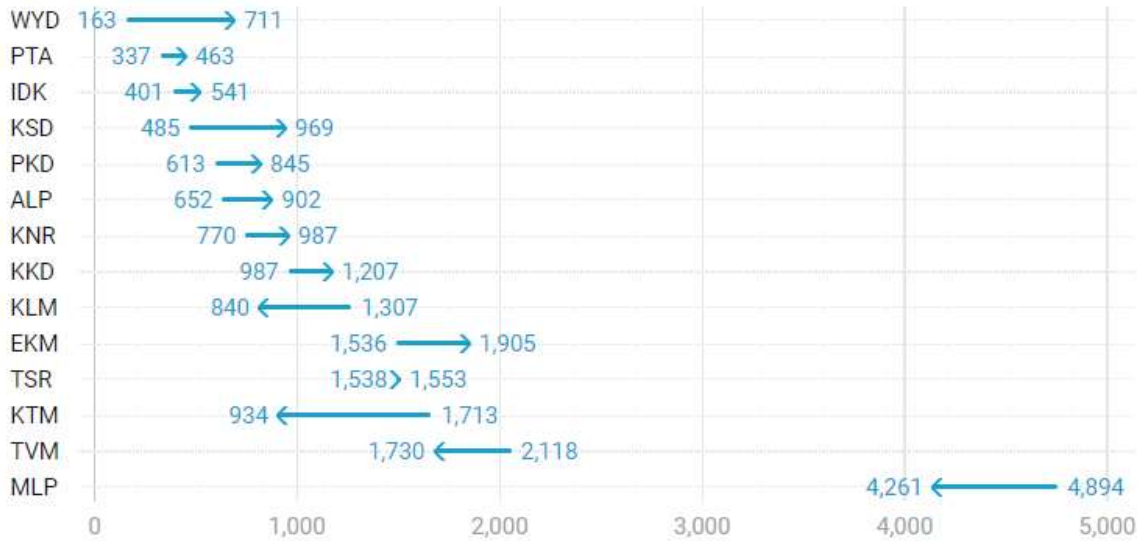
From 18th to 24th June 2022 on average

0.18 lakh doses were administered daily.

Average Doses Administered Per day per week (in 1000)



Trend in average per day vaccination (in 1000) for the last two weeks



Race Against Time – Vaccination Quarterly Status

(Q1:16th Jan-Mar, Q2: Apr-June, Q3: July-Sep, Q4: Oct - Dec)

Daily Average Doses Administered per Quarter

In the first Quarter, only 42201 first doses and 5324 second doses were administered daily on average. During the second, third and fourth quarters, the daily vaccination of the first and second doses increased significantly.



Vaccination Achievement per Quarter

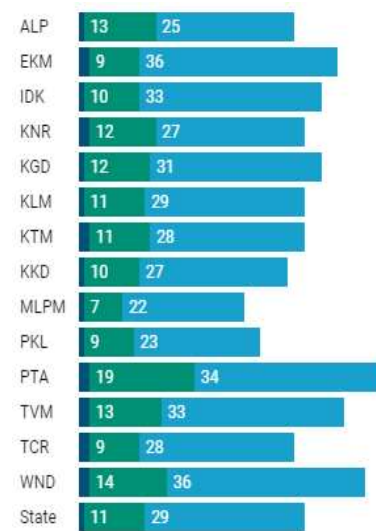
In the third quarter of the immunization drive, 52% of the eligible population (18 + age) in Kerala were given the first dose and 29% the second dose.

■ Q1 ■ Q2 ■ Q3

First Dose

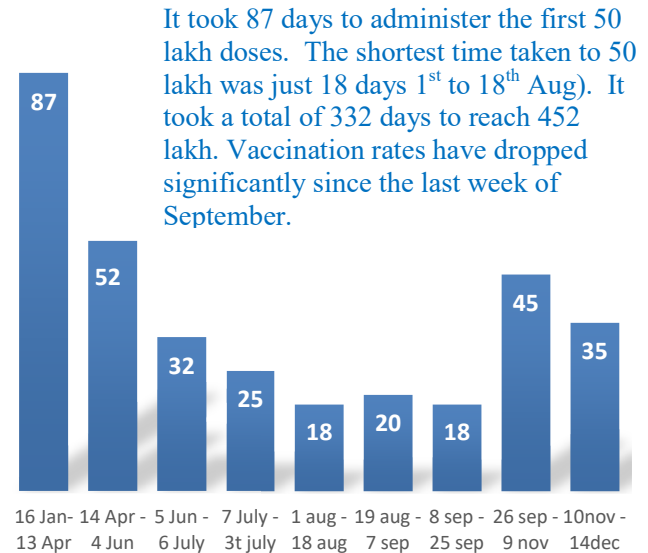


Second Dose



Dose Progression

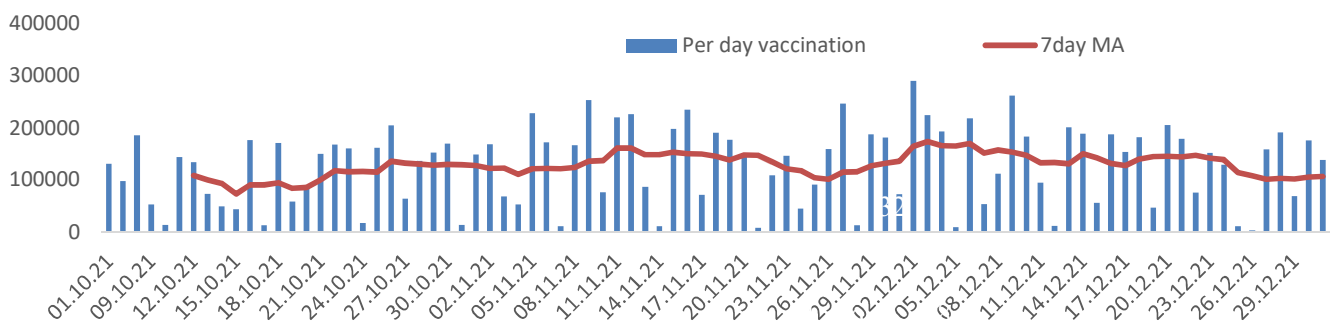
The chart shows the days taken for total COVID-19 Vaccination doses (both first and second) in Kerala to cross every 50 lakh dose mark



It took 87 days to administer the first 50 lakh doses. The shortest time taken to 50 lakh was just 18 days 1st to 18th Aug). It took a total of 332 days to reach 452 lakh. Vaccination rates have dropped significantly since the last week of September.

Vaccine Administered per Day and 7 days Moving Average in Last Quarter (Oct -Dec)

The seven-day moving average of daily doses in the last quarter showed a peak on December 2nd and continued to fluctuate thereafter



Important Message to the Public

- a. *Infection or infection rate is only a part and disease manifestation of disease is to be monitored*
- b. *Fatality among vaccinated people is very less. Disease severity among vaccinated people is less.*
- c. *People with comorbidity should be careful. Once detected covid positive they should get admitted and do not stay at home.*
- d. *Death in covid positive cases are among unvaccinated people, especially having comorbidities like Diabetes and Hypertension*
- e. *Late arrival to hospitals is one of the reason for Death among people with comorbidities*
- f. *Vaccinated people, only if symptomatic are advised to consult Doctor.*
- g. *Non Vaccinated people, if symptomatic, may do RTPCR test*
- h. *Antigen testing is only for emergency purpose*
- i. *Non vaccinated people with co-morbidities to do testing by RTPCR and consult doctor*
- j. *Repeat RTPCR is not needed among the people who are detected COVID positive in the previous 2 months*
- k. *All young person detected positive and at home isolation should do glucose test*

TABLE1.Total Vaccination done in the State as on 29/06/2022 midnight

State Summary (15+ years)-Total doses administered till 30/06/2022 at 12 AM								
District	Target	First Dose	Percent age	Second Dose	Percentage*	Precaution Dose	Percentage	Total doses administered
Alappuzha	1829568	1735816	95%	1613486	88%	171963	26%	35,21,265
Ernakulam	3217878	3301986	104%	2805737	88%	255133	19%	63,62,856
Idukki	950762	959614	101%	804456	85%	44308	12%	18,08,378
Kannur	2100307	2160668	103%	1906285	91%	147033	19%	42,13,986
Kasaragod	1092141	1051172	96%	873668	80%	47222	11%	19,72,062
Kollam	2268371	2223149	98%	1922398	85%	157135	19%	43,02,682
Kottayam	1704500	1676081	98%	1472731	86%	149364	22%	32,98,176
Kozhikode	2746273	2672170	97%	2211658	81%	139767	15%	50,23,595
Malappuram	3386535	3416238	101%	2655663	78%	112502	13%	61,84,403
Palakkad	2349082	2324762	99%	2009896	86%	152038	22%	44,86,696
Pathanamthitta	1118564	1155389	103%	984881	88%	138165	25%	22,78,435
Thiruvananthapuram	2914006	2890554	99%	2495181	86%	246279	19%	56,32,014
Thrissur	2767777	2641549	95%	2446971	88%	257681	26%	53,46,201
Wayanad	716933	746516	104%	644682	90%	39317	12%	14,30,515
Grand Total	29,162,697	2,89,55,664	99%	2,48,47,693	85%	20,57,907	19%	5,58,61,264

TABLE2.Covid-19 Vaccination Center Functional in the State as on 29/06/2022 midnight(30/06/2022 12AM)

DISTRICTS	12+	15+	18+	Total
Alappuzha	2	0	5	7
Ernakulam	1	2	34	37
Idukki	2	1	4	7
Kannur	0	1	9	10
Kasaragod	1	1	12	14
Kollam	1	1	7	9
Kottayam	1	1	9	11
Kozhikode	5	3	11	19
Malappuram	7	5	10	22
Palakkad	3	0	13	16
Pathanamthitta	0	1	4	5
Thiruvananthapuram	0	2	17	19
Thrissur	2	1	25	28
Wayanad	2	1	2	5
GrandTotal	27	20	162	209

TABLE3. Health Care Workers Coverage as on 29/06/2022 midnight

<i>DISTRICT</i>	<i>1st DOSE</i>	<i>2nd Dose</i>	<i>% fully vaccinated</i>	<i>Precaution dose</i>	<i>Precaution dose (%) *</i>
Alappuzha	29022	27238	94%	14150	54%
Ernakulam	85571	75841	89%	32818	46%
Idukki	13556	13009	96%	6099	49%
Kannur	40390	37550	93%	18935	52%
Kasaragod	11610	10822	93%	4963	48%
Kollam	36040	33826	94%	15786	49%
Kottayam	38706	36321	94%	17616	51%
Kozhikode	52735	47964	91%	18773	41%
Malappuram	44834	42006	94%	18380	46%
Palakkad	34676	32020	92%	16152	53%
Pathanamthitta	29337	25092	86%	12279	52%
Thiruvananthapuram	73434	66422	90%	28301	45%
Thrissur	51910	49213	95%	27553	58%
Wayanad	13979	13296	95%	6574	51%
Grand Total	555800	510620	92%	238379	49%

1st Dose coverage for HCW is 100%

*Proportion of beneficiaries who are eligible (completed 9 months after 2nd dose)

TABLE4. Frontline workers Coverage as on 29/06/2022 midnight

<i>DISTRICT</i>	<i>1st dose</i>	<i>2nd Dose</i>	<i>% fully vaccinated</i>	<i>Precaution dose</i>	<i>Precaution dose(%) *</i>
Alappuzha	39131	36759	94%	13775	39%
Ernakulam	54936	50358	92%	19173	40%
Idukki	22995	21348	93%	5743	28%
Kannur	41386	39976	97%	13036	33%
Kasaragod	24615	22489	91%	6363	29%
Kollam	42235	38855	92%	10979	30%
Kottayam	32141	30611	95%	11630	40%
Kozhikode	55273	52567	95%	9859	20%
Malappuram	53918	51286	95%	14244	29%
Palakkad	48097	45551	95%	17322	40%
Pathanamthitta	25251	22538	89%	7464	35%
Thiruvananthapuram	73009	67645	93%	23751	38%
Thrissur	41909	40743	97%	19144	49%
Wayanad	17021	16097	95%	4202	27%
Grand Total	571917	536823	94%	176685	35%

1st Dose coverage for FLW is 100%

*Proportion of beneficiaries who are eligible (completed 9 months after 2nd dose)

TABLE5.Age-Appropriate Group (45-59 Years) Coverage as on 29/06/2022 midnight

Table 5: Age appropriate group (45-59 years) coverage							
45-59 years Coverage as on		30/06/2022		at 12 AM			
District	Target	1st Dose Coverage	Percentage	2nd Dose Coverage	Percentage fully vaccinated	Precaution dose	%
Alappuzha	535436	438981	82%	416598	78%	3655	2%
Ernakulam	809349	783815	97%	703667	87%	16520	4%
Idukki	237564	246988	104%	219310	92%	731	0%
Kannur	527295	515953	98%	480788	91%	3384	1%
Kasaragod	253027	252278	100%	224195	89%	471	0%
Kollam	541201	560177	104%	503329	93%	3800	1%
Kottayam	478470	414233	87%	375308	78%	5052	2%
Kozhikode	658949	655272	99%	582456	88%	4159	1%
Malappuram	733338	723128	99%	629895	86%	2265	1%
Palakkad	614226	547291	89%	500698	82%	4212	2%
Pathanamthitta	264372	281865	107%	251957	95%	3762	2%
Thiruvananthapuram	735836	681790	93%	614362	83%	10574	3%
Thrissur	689418	664142	96%	626510	91%	13323	4%
Wayanad	170537	177140	104%	164322	96%	414	0%
Grand Total	7249018	69,43,053	96%	62,93,395	87%	72322	2%

TABLE6.Age-Appropriate Group (≥60 Years) Coverage as on 29/06/2022midnight

Table 6: Age appropriate group (≥ 60 years) coverage							
≥ 60 years Coverage as on		30/06/2022		at 12 AM			
District	Target	1st Dose Coverage	Percentage	2nd Dose Coverage	Percentage fully vaccinated	Precaution dose	%
Alappuzha	424565	429126	101%	401154	94%	137955	49%
Ernakulam	673885	676435	100%	621441	92%	171948	36%
Idukki	193981	194589	100%	173157	89%	31166	23%
Kannur	438602	444546	101%	412973	94%	109215	38%
Kasaragod	182460	181718	100%	160408	88%	34943	26%
Kollam	497558	499604	100%	455690	92%	124074	38%
Kottayam	418008	419799	100%	384712	92%	111740	42%
Kozhikode	526896	529324	100%	480474	91%	103584	31%
Malappuram	477642	488184	102%	435007	91%	75887	26%
Palakkad	437708	439860	100%	402433	92%	112205	42%
Pathanamthitta	311297	312291	100%	280938	90%	111684	46%
Thiruvananthapuram	630465	633158	100%	572026	91%	173961	39%
Thrissur	581781	588278	101%	558790	96%	190506	50%
Wayanad	128009	128315	100%	114487	89%	27889	27%
Grand Total	5922857	59,65,227	101%	54,53,690	92%	15,16,757	38%

TABLE 6. Age-Appropriate Group (18-44 Years) Coverage as on 29/06/2022 midnight

18-44 years Coverage as on 30/06/2022 at 12 AM							
District	Target	First Dose					
		1st Dose Coverage	Percentage	2nd Dose Coverage	Percentage fully vaccinated	Precaution dose	%
Alappuzha	744178	670272	90%	635047	85%	2428	2%
Ernakulam	1470864	1511711	103%	1236855	84%	14674	4%
Idukki	437537	419712	96%	335308	77%	569	1%
Kannur	947964	965976	102%	834269	88%	2463	2%
Kasaragod	556876	501898	90%	411676	74%	482	1%
Kollam	1054752	933309	88%	796459	76%	2496	2%
Kottayam	665544	655995	99%	570555	86%	3326	3%
Kozhikode	1313678	1223377	93%	973872	74%	3392	2%
Malappuram	1777378	1831724	103%	1395736	79%	1726	1%
Palakkad	1088327	1087001	100%	919960	85%	2147	2%
Pathanamthitta	460819	443558	96%	358460	78%	2976	3%
Thiruvananthapuram	1309099	1249665	95%	1068666	82%	9692	3%
Thrissur	1274465	1098728	86%	1031371	81%	7155	4%
Wayanad	361152	354756	98%	302879	84%	238	0%
Grand Total	13462633	1,29,47,682	96%	1,08,71,113	81%	53764	2%
*Among those who have taken first dose							

TABLE 7. Age-Appropriate Group (15-17 Years) Coverage as on 29/06/2022 midnight

15-17 years Coverage as on 30/06/2022 at 12 AM					
District	Target	1st Dose Coverage	Percentage	2nd Dose Coverage	Percentage fully vaccinated
Alappuzha	80832	79913	99%	65491	81%
Ernakulam	140530	119322	85%	88880	63%
Idukki	51339	38724	75%	29928	58%
Kannur	97722	101917	104%	74619	76%
Kasaragod	60496	52050	86%	34604	57%
Kollam	105234	98983	94%	71862	68%
Kottayam	85400	71350	84%	53325	62%
Kozhikode	143028	112640	79%	62131	43%
Malappuram	241212	187785	78%	87544	36%
Palakkad	132742	116688	88%	84119	63%
Pathanamthitta	48854	40593	83%	32193	66%
Thiruvananthapuram	145238	113546	78%	78431	54%
Thrissur	123540	125524	102%	97782	79%
Wayanad	29245	36704	126%	24997	85%
Grand Total	15,34,000	12,95,739	84%	8,85,906	58%

Table 8: Age appropriate group (12-14 years) Coverage as on 29/06/2022 midnight

12-14 years Coverage as on 30/06/2022 at 12 AM					
District	Target	1st Dose Coverage	Percentage	2nd Dose Coverage	Percentage fully vaccinated
Alappuzha	43284	49371	114%	31199	72%
Ernakulam	90244	70196	78%	28695	32%
Idukki	29672	23050	78%	12396	42%
Kannur	89079	50500	57%	26110	29%
Kasaragod	39968	27003	68%	9474	24%
Kollam	69984	52801	75%	22377	32%
Kottayam	55571	43857	79%	21899	39%
Kozhikode	103644	43549	42%	12194	12%
Malappuram	159652	86665	54%	14189	9%
Palakkad	75249	51149	68%	25115	33%
Pathanamthitta	33203	22494	68%	13703	41%
Thiruvananthapuram	93804	65952	70%	27629	29%
Thrissur	99789	71058	71%	42562	43%
Wayanad	27857	18601	67%	8604	31%
Grand Total	10,11,000	6,76,246	67%	2,96,146	29%

TABLE9.State Summary (18+) as on 29/06/2022 midnight

State Summary (18+) 30/06/2022 at 12 AM							
District	Target	First Dose	Percentage	Second Dose	Percentage*	Precaution Dose	Percentage
Alappuzha	1704179	1606532	94%	1516796	89%	171963	26%
Ernakulam	2954098	3112468	105%	2688162	91%	255133	19%
Idukki	869082	897840	103%	762132	88%	44308	12%
Kannur	1913861	2008251	105%	1805556	94%	147033	19%
Kasaragod	992363	972119	98%	829590	84%	47222	11%
Kollam	2093511	2071365	99%	1828159	87%	157135	19%
Kottayam	1562022	1560874	100%	1397507	89%	149364	22%
Kozhikode	2499523	2515981	101%	2137333	86%	139767	15%
Malappuram	2988358	3141788	105%	2553930	85%	112502	13%
Palakkad	2140261	2156925	101%	1900662	89%	152038	22%
Pathanamthitta	1036488	1092302	105%	938985	91%	138165	25%
Thiruvananthapuram	2675400	2711056	101%	2389121	89%	246279	19%
Thrissur	2545664	2444967	96%	2306627	91%	257681	26%
Wayanad	659698	691211	105%	611081	93%	39317	12%
Grand Total	2,66,34,508	2,69,83,679	101%	2,36,65,641	89%	2057907	19%

*Revised target population(> 18 years) as per MOHFW is 2.67 crores

*As per letter from Additional Secretary MOHFW- D O No 2317579/2021/Imm dated 15/09/2021

TABLE 10. Achievement for the day 29/06/2022 midnight

Daily achievement		29/06/2022		
District	First Dose	Second Dose	Precaution dose	Total Doses Administered
Alappuzha	54	348	512	914
Ernakulam	833	2387	5295	8515
Idukki	149	515	319	983
Kannur	353	445	518	1316
Kasaragod	116	187	15	318
Kollam	199	980	1981	3160
Kottayam	149	517	1585	2251
Kozhikode	962	997	286	2245
Malappuram	2466	1044	455	3965
Palakkad	330	616	922	1868
Pathanamthitta	44	293	1331	1668
Thiruvananthapuram	212	830	3724	4766
Thrissur	167	1112	2300	3579
Wayanad	174	329	181	684
Grand Total	6208	10600	19424	36232

** Vaccine stock details couldn't be downloaded from e-VIN portal as the portal is down.

TABLE11.COVID Vaccination related sites

support@cowin.gov.in https://www.cowin.gov.in/home https://dashboard.kerala.gov.in/ https://dhs.kerala.gov.in/https://aogyakeralam.gov.in/https://sha.kerala.gov.in/

TABLE10.COVID Vaccination related Helpline numbers

National/State/District	Line1	Line2	Line3
National Helpline	1075	+91 1123978046	0120 4473222
Disha	1056	04712552056	
StateCallCenter	04712309251	04712309252	04712309255
Thiruvananthapuram	9188610100	1077	
Kollam	04742797609	8589015556	
Pathanamthitta	04682222515	04682228220	
Alappuzha	04772239999		
Kottayam	04812565200	04812304800	04812581900
Idukki	18004255640	04862232220	04862233118
Ernakulam	9072303861		
Thrissur	9400066921	9400066922	9400066923
Palakkad	04912505264	04912505189	8943341439
Malappuram	04832733253	04832737858	04832733252
Kozhikode	7594001442		
Wayanad	04936202343	04936202375	9072510900
Kannur	04972700194		
Kasargod	9061076590	9061079244	9061078026