



www.health.kerala.gov.in

**COVID-19 OUTBREAK CONTROL AND PREVENTION STATE CELL
HEALTH&FAMILY WELFARE DEPARTMENT**

www.dhs.kerala.gov.in

controlroomdhskerala@gmail.com

Kerala HEALTH-COVID-19 DAILY VACCINATION BULLETIN

Date: 30/05/2022

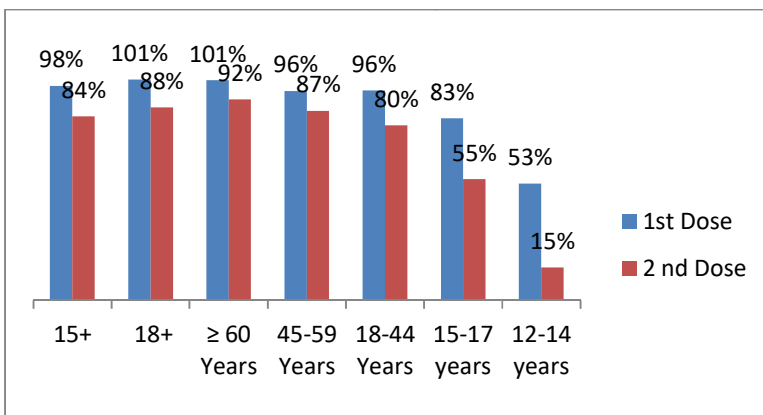
**OUR HEALTH OUR RESPONSIBILITY
VACCINE ADVISORY**

- *People who are vaccinated with Covid Vaccine are reported to have reduced Covid related ICU admissions, serious disease and death.*
- *Early vaccination is useful to safeguard our life from this deadly disease.*
- *Vaccination sessions are planned as per the availability of vaccine. All are requested to cooperate.*
- *After receiving the first dose, second dose of Covishield vaccine is to be taken between 12–16weeks and second dose of Covaxin between 4-6 weeks.*
- *Covid vaccination is currently available to all above 15 years. Children in 15-18 age group will get Covaxin.*
- *Health Staffs, Frontline workers and people above 60 years with co-morbidities will get precaution dose after 9 months or 39 weeks from the second dose. The Same vaccine administered as first and second dose is to be taken as precaution dose. People above 60 years with co-morbidities should take medical advice before receiving precaution dose.*
- *Vaccination is available free of cost in all Government covid vaccination centers, and at a nominal rate (as per the Gol order F.No.2079203/2021/Immunization) in selected private Hospitals.*
- ***ENSURE ALL YOUR ELIGIBLE FAMILY MEMBERS ARE PROTECTED BY RECEIVING ANY OF THE AVAILABLE COVID VACCINE.***
- ***“BOTH COVAXIN AND COVISHIELD ARE EQUALLY EFFECTIVE AND SAFE”***
- ***“BE FULLY PROTECTED – GET THE SECOND DOSE AT YOUR SCHEDULED TIME”***

ANALYSIS

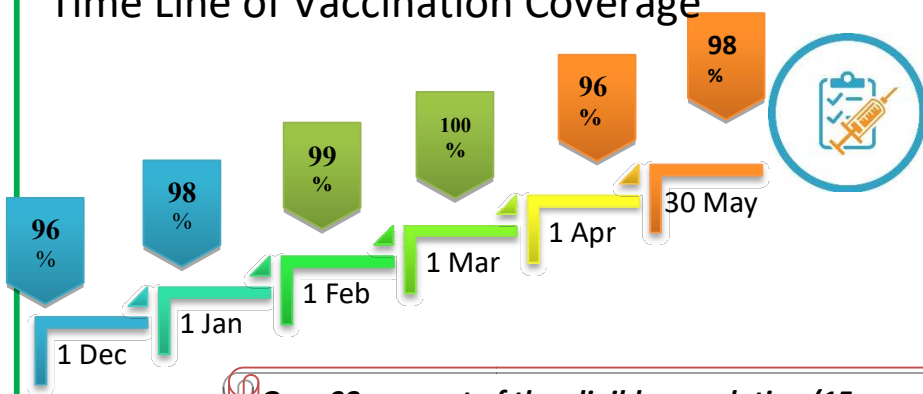
COVID-19 mass vaccinations are showing signs of preventing illness and steep decline in cases and hospital admissions in countries which done vaccination. Kerala started its vaccination for health care workers from January 16, 2021. The COVID-19 Vaccines Operational Guidelines issued by the Ministry of Health and Family Welfare, Govt. of India, 28th December 2020 and all subsequent Guidelines issued by Ministry of Health and Family Welfare, Govt of India are followed at the sites and all vaccination lanes

Summary of COVID Vaccine Administered as on 30/05/2022 midnight



- 98%** of eligible population vaccinated with a single dose till May 30
- 84%** of eligible population vaccinated with double dose till May 30
- State has vaccinated about **83%** of children aged 15 - 17 years with a single dose

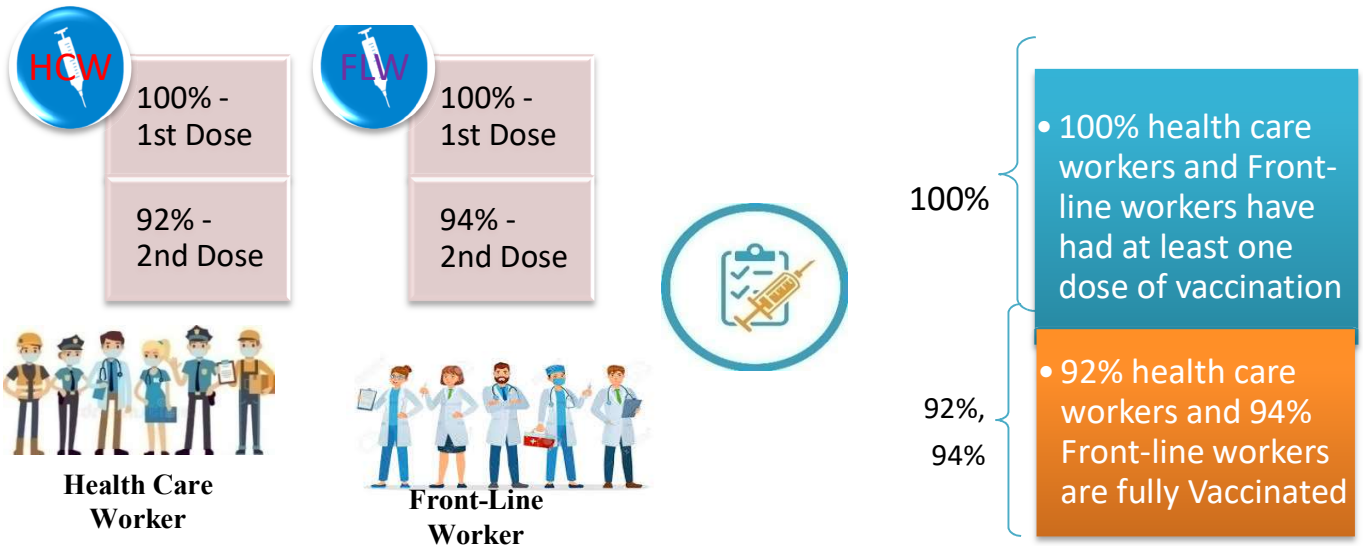
Time Line of Vaccination Coverage



Kerala began administration of COVID 19 Vaccines on 16th January, 2021. As of 30th May 2022, Kerala has administered over 54 million doses overall, including first and second doses of vaccines.

Over 98 per cent of the eligible population (15 + years) in Kerala has been administered the first dose of the Covid-19 vaccine. The state has achieved the target within 498 days since the beginning of the vaccination drive on January 16, 2021

Health Care Workers & Front-line Workers Vaccinated



Are You Vaccinated? You Still Need to Practice: SMS

- Even after vaccination, follow COVID appropriate behavior
- Practice Social Distancing and greet without physical contact
- Always wear clean face mask
- Wash your hands thoroughly and frequently or use hand sanitizer
- Follow the current COVID 19 guidelines to prevent further spread
- Stay Safe. Stay Strong. Get Vaccinated



Even After Getting Vaccinated Keep Taking Precautions to Protect Your Self



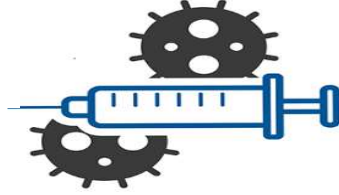
The Race Towards Full Vaccination - Weekly Trend

21st – 27th May 2022

Kerala Administered over

7.4 Lakh

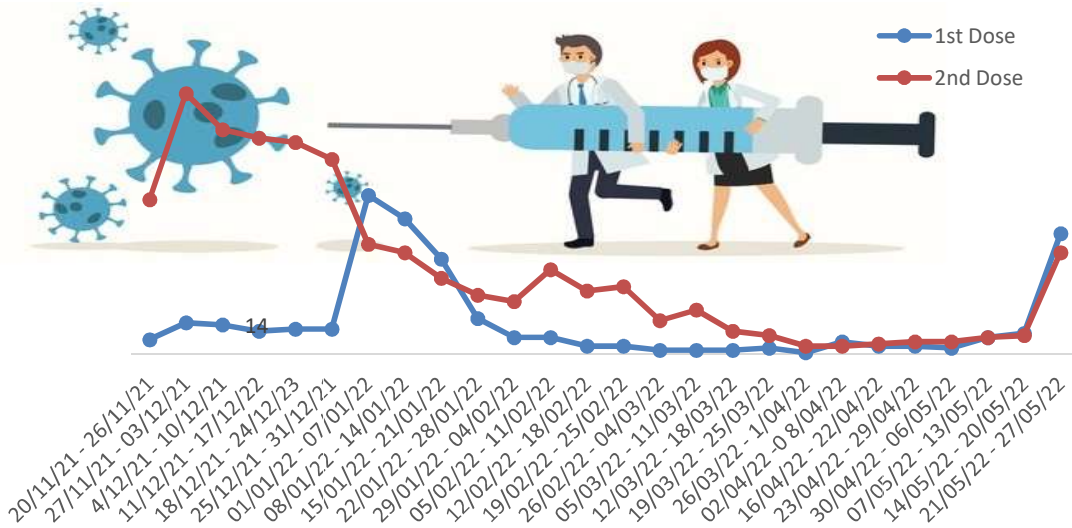
COVID Vaccine Doses during 21st to 27th May, 2022



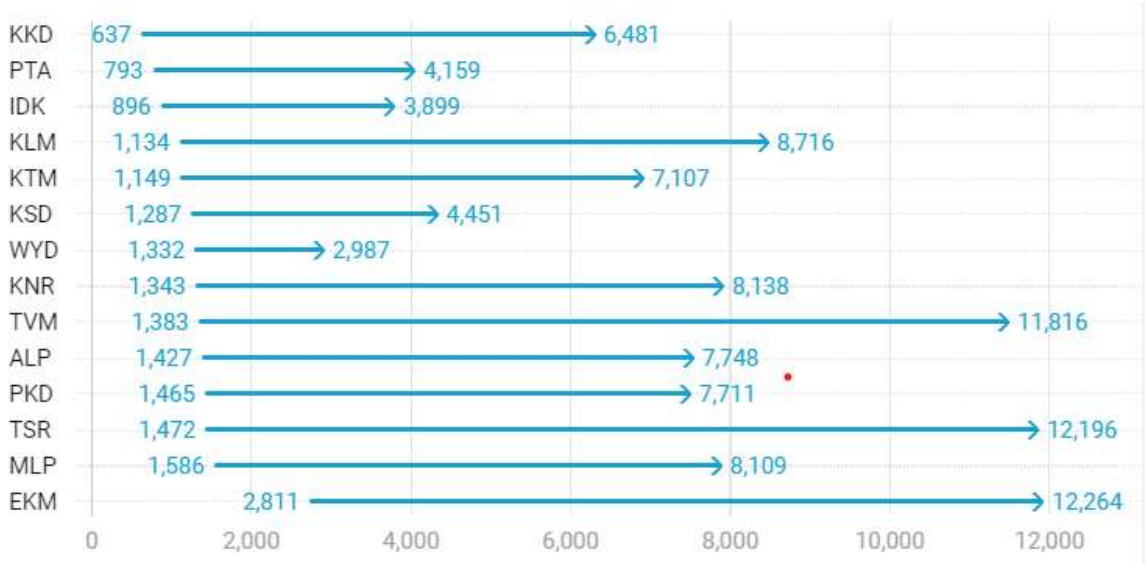
From 21st to 27th May 2022 on average

1.06 lakh doses were administered daily.

Average Doses Administered Per day per week (in 1000)



Trend in average per day vaccination (in 1000) for the last two weeks

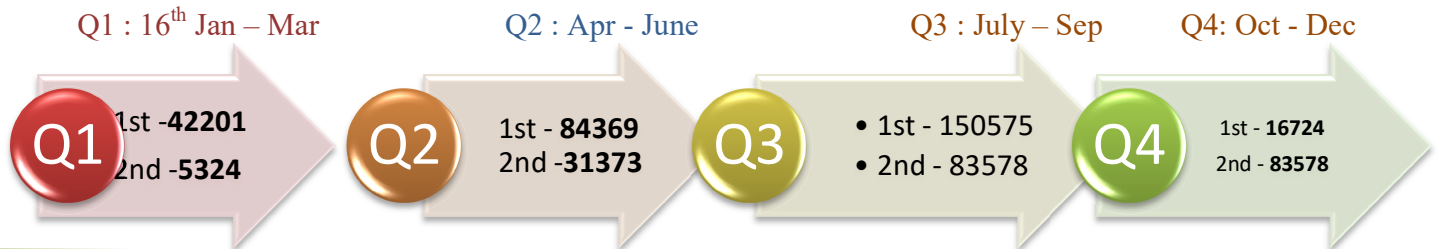


Race Against Time – Vaccination Quarterly Status

(Q1:16th Jan-Mar, Q2: Apr-June, Q3: July-Sep, Q4: Oct - Dec)

Daily Average Doses Administered per Quarter

In the first Quarter, only 42201 first doses and 5324 second doses were administered daily on average. During the second, third and fourth quarters, the daily vaccination of the first and second doses increased significantly.



Vaccination Achievement per Quarter

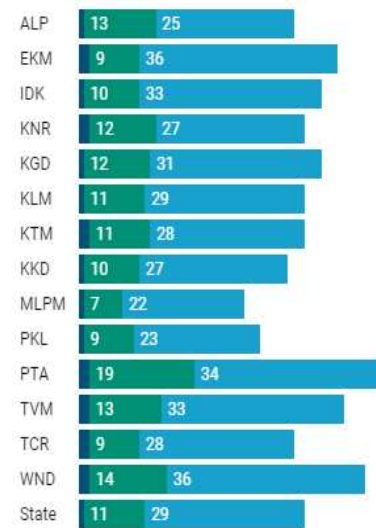
In the third quarter of the immunization drive, 52% of the eligible population (18 + age) in Kerala were given the first dose and 29% the second dose.

■ Q1 ■ Q2 ■ Q3

First Dose

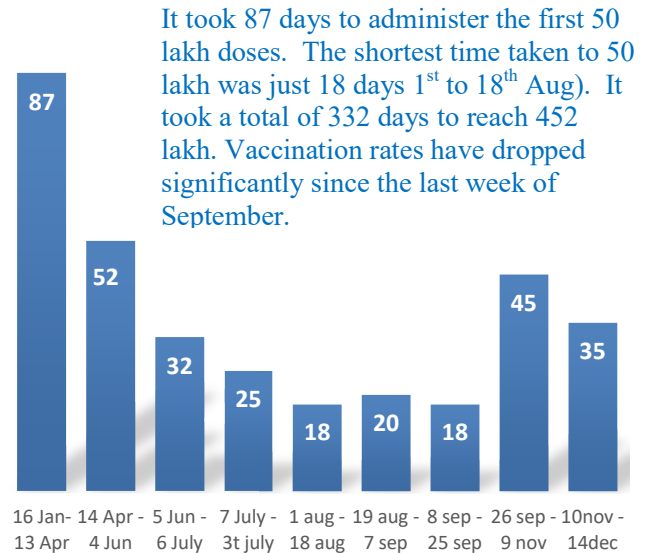


Second Dose



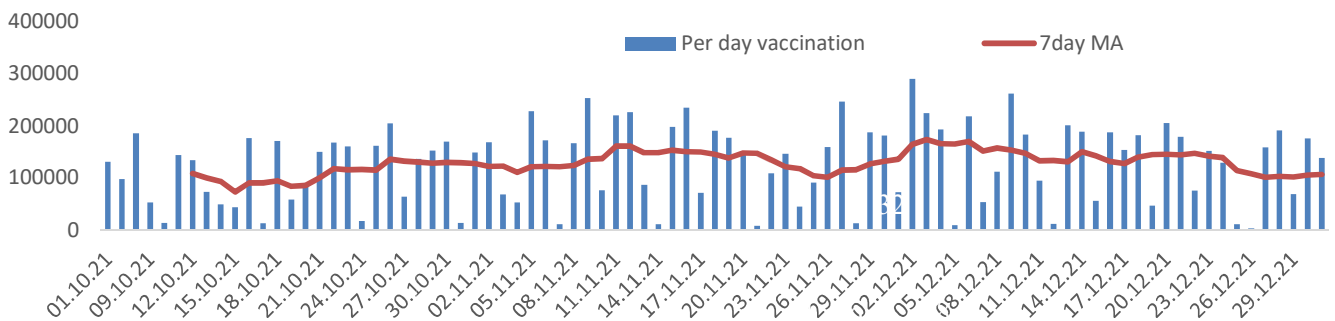
Dose Progression

The chart shows the days taken for total COVID-19 Vaccination doses (both first and second) in Kerala to cross every 50 lakh dose mark



Vaccine Administered per Day and 7 days Moving Average in Last Quarter (Oct -Dec)

The seven-day moving average of daily doses in the last quarter showed a peak on December 2nd and continued to fluctuate thereafter



Important Message to the Public

- a. *Infection or infection rate is only a part and disease manifestation of disease is to be monitored*
- b. *Fatality among vaccinated people is very less. Disease severity among vaccinated people is less.*
- c. *People with comorbidity should be careful. Once detected covid positive they should get admitted and do not stay at home.*
- d. *Death among non-vaccinated people, especially people with comorbidity is because of late arrival in hospitals*
- e. *Diabetes and Hypertension together is the most common cause of patient death if they arrive late.*
- f. *Vaccinated people, only if symptomatic are advised to consult Doctor.*
- g. *Non Vaccinated people, if symptomatic, may do RTPCR test*
- h. *Antigen testing is only for emergency purpose*
- i. *Non vaccinated people with co-morbidities to do testing by RTPCR and consult doctor*
- j. *Repeat RTPCR is not needed among the people who are detected COVID positive in the previous 2 months*
- k. *All young person detected positive and at home isolation should do glucose test*

TABLE1.Total Vaccination done in the State as on 30/05/2022 midnight

State Summary (15+ years)-Total doses administered till 31/05/2022 at 12 AM								
District	Target	First Dose	Percent age	Second Dose	Percentage*	Precaution Dose	Percentage	Total doses administered
Alappuzha	1829568	1729528	95%	1595772	87%	151912	30%	34,77,212
Ernakulam	3217878	3286839	102%	2769066	86%	194145	23%	62,50,050
Idukki	950762	955986	101%	795339	84%	38261	15%	17,89,586
Kannur	2100307	2151790	102%	1885998	90%	130366	23%	41,68,154
Kasaragod	1092141	1044858	96%	863557	79%	44878	13%	19,53,293
Kollam	2268371	2214344	98%	1901436	84%	134675	23%	42,50,455
Kottayam	1704500	1661325	98%	1448391	85%	124857	26%	32,34,573
Kozhikode	2746273	2656262	97%	2189076	80%	119025	18%	49,64,363
Malappuram	3386535	3353004	99%	2625566	77%	97355	15%	60,75,925
Palakkad	2349082	2317143	99%	1995051	85%	132692	27%	44,44,886
Pathanamthitta	1118564	1152400	103%	975316	87%	124097	29%	22,51,813
Thiruvananthapuram	2914006	2872690	99%	2466994	85%	211620	24%	55,51,304
Thrissur	2767777	2630666	95%	2411615	87%	208765	30%	52,51,046
Wayanad	716933	742643	104%	637614	89%	36369	15%	14,16,626
Grand Total	29,162,697	2,87,69,478	98%	2,45,60,791	84%	17,49,017	23%	5,50,79,286

TABLE2.Covid-19 Vaccination Center Functional in the State as on 30/05/2022 midnight(31/05/2022 12AM)

DISTRICTS	12+	15+	18+	Total
Alappuzha	2	0	88	90
Ernakulam	51	14	24	89
Idukki	19	17	17	53
Kannur	19	20	21	60
Kasaragod	0	94	51	145
Kollam	11	10	15	36
Kottayam	16	12	31	59
Kozhikode	24	25	44	93
Malappuram	31	29	42	102
Palakkad	25	13	30	68
Pathanamthitta	10	10	24	44
Thiruvananthapuram	0	2	15	17
Thrissur	25	43	65	133
Wayanad	4	4	5	13
GrandTotal	237	293	472	1002

TABLE3. Health Care Workers Coverage as on 30/05/2022 midnight

<i>DISTRICT</i>	<i>1st DOSE</i>	<i>2nd Dose</i>	<i>% fully vaccinated</i>	<i>Precaution dose</i>	<i>Precaution dose (%) *</i>
Alappuzha	29022	27226	94%	13492	53%
Ernakulam	85566	75804	89%	31257	44%
Idukki	13555	13006	96%	5809	48%
Kannur	40389	37536	93%	18196	51%
Kasaragod	11610	10814	93%	4809	48%
Kollam	36040	33815	94%	14929	48%
Kottayam	38706	36302	94%	16766	50%
Kozhikode	52735	47955	91%	17906	41%
Malappuram	44834	41993	94%	17491	47%
Palakkad	34674	32013	92%	15591	53%
Pathanamthitta	29337	25078	85%	11656	50%
Thiruvananthapuram	73427	66391	90%	26834	44%
Thrissur	51910	49190	95%	26308	57%
Wayanad	13978	13289	95%	6377	51%
Grand Total	555783	510412	92%	227421	48%

1st Dose coverage for HCW is 100%

*Proportion of beneficiaries who are eligible (completed 9 months after 2nd dose)

TABLE4. Frontline workers Coverage as on 30/05/2022 midnight

<i>DISTRICT</i>	<i>1st dose</i>	<i>2nd Dose</i>	<i>% fully vaccinated</i>	<i>Precaution dose</i>	<i>Precaution dose(%) *</i>
Alappuzha	39129	36744	94%	13012	38%
Ernakulam	54934	50338	92%	18013	39%
Idukki	22995	21340	93%	5310	28%
Kannur	41382	39965	97%	12298	33%
Kasaragod	24615	22478	91%	6226	30%
Kollam	42235	38831	92%	10201	29%
Kottayam	32141	30599	95%	10836	38%
Kozhikode	55273	52552	95%	9229	19%
Malappuram	53914	51268	95%	13102	28%
Palakkad	48097	45537	95%	16209	38%
Pathanamthitta	25250	22531	89%	6995	34%
Thiruvananthapuram	73001	67621	93%	21210	36%
Thrissur	41908	40731	97%	17560	46%
Wayanad	17021	16094	95%	3988	27%
Grand Total	571895	536629	94%	164189	33%

1st Dose coverage for FLW is 100%

*Proportion of beneficiaries who are eligible (completed 9 months after 2nd dose)

TABLE5.Age-Appropriate Group (45-59 Years) Coverage as on 30/05/2022 midnight

Table 5: Age appropriate group (45-59 years) coverage							
45-59 years Coverage as on				31/05/2022	at 12 AM		
District	Target	1st Dose Coverage	Percentage	2nd Dose Coverage	Percentage fully vaccinated	Precaution dose	%
Alappuzha	535436	438909	82%	416060	78%	2269	1%
Ernakulam	809349	783611	97%	702359	87%	9833	4%
Idukki	237564	246956	104%	219129	92%	473	0%
Kannur	527295	515840	98%	480053	91%	2207	1%
Kasaragod	253027	252222	100%	223972	89%	311	0%
Kollam	541201	560036	103%	502503	93%	2374	1%
Kottayam	478470	414142	87%	374566	78%	2996	2%
Kozhikode	658949	655042	99%	581416	88%	2566	1%
Malappuram	733338	722921	99%	628196	86%	1293	1%
Palakkad	614226	547192	89%	499702	81%	2742	2%
Pathanamthitta	264372	281812	107%	251734	95%	2415	2%
Thiruvananthapuram	735836	681627	93%	613513	83%	6712	2%
Thrissur	689418	663968	96%	625214	91%	8447	4%
Wayanad	170537	177126	104%	164281	96%	250	0%
Grand Total	7249018	69,41,404	96%	62,82,698	87%	44888	2%

TABLE6.Age-Appropriate Group (≥60 Years) Coverage as on 30/05/2022midnight

Table 6: Age appropriate group (≥ 60 years) coverage							
≥ 60 years Coverage as on				31/05/2022	at 12 AM		
District	Target	1st Dose Coverage	Percentage	2nd Dose Coverage	Percentage fully vaccinated	Precaution dose	%
Alappuzha	424565	429001	101%	400700	94%	122382	48%
Ernakulam	673885	676214	100%	620390	92%	132450	35%
Idukki	193981	194559	100%	172998	89%	26482	24%
Kannur	438602	444464	101%	412531	94%	96990	39%
Kasaragod	182460	181696	100%	160299	88%	33390	28%
Kollam	497558	499479	100%	455001	91%	106460	40%
Kottayam	418008	419652	100%	384003	92%	93634	41%
Kozhikode	526896	529176	100%	479892	91%	88491	32%
Malappuram	477642	488090	102%	434318	91%	65059	28%
Palakkad	437708	439785	100%	401944	92%	97737	46%
Pathanamthitta	311297	312211	100%	280663	90%	102136	48%
Thiruvananthapuram	630465	633001	100%	571320	91%	154878	42%
Thrissur	581781	588121	101%	558059	96%	154700	48%
Wayanad	128009	128299	100%	114380	89%	25691	28%
Grand Total	5922857	59,63,748	101%	54,46,498	92%	13,00,480	39%

TABLE 6. Age-Appropriate Group (18-44 Years) Coverage as on 30/05/2022 midnight

18-44 years Coverage as on 31/05/2022 at 12 AM							
District	Target	First Dose					
		1st Dose Coverage	Percentage	2nd Dose Coverage	Percentage fully vaccinated	Precaution dose	%
Alappuzha	744178	669710	90%	632163	85%	757	2%
Ernakulam	1470864	1509918	103%	1228069	83%	2592	3%
Idukki	437537	419371	96%	333719	76%	187	1%
Kannur	947964	965013	102%	829005	87%	675	1%
Kasaragod	556876	501418	90%	409587	74%	142	0%
Kollam	1054752	932398	88%	791409	75%	711	1%
Kottayam	665544	655203	98%	566625	85%	625	1%
Kozhikode	1313678	1221464	93%	966747	74%	833	1%
Malappuram	1777378	1829487	103%	1384327	78%	410	0%
Palakkad	1088327	1086142	100%	913987	84%	413	1%
Pathanamthitta	460819	443193	96%	356481	77%	895	3%
Thiruvananthapuram	1309099	1248418	95%	1063058	81%	1986	2%
Thrissur	1274465	1097713	86%	1023166	80%	1750	3%
Wayanad	361152	354536	98%	301846	84%	63	0%
Grand Total	13462633	1,29,33,984	96%	1,08,00,189	80%	12039	2%
*Among those who have taken first dose							

TABLE 7. Age-Appropriate Group (15-17 Years) Coverage as on 30/05/2022 midnight

15-17 years Coverage as on 31/05/2022 at 12 AM					
District	Target	1st Dose Coverage	Percentage	2nd Dose Coverage	Percentage fully vaccinated
Alappuzha	80832	79114	98%	63069	78%
Ernakulam	172307	116670	68%	83737	49%
Idukki	51339	37893	74%	28167	55%
Kannur	97722	100910	103%	72057	74%
Kasaragod	60496	51150	85%	33060	55%
Kollam	105234	97421	93%	68410	65%
Kottayam	85400	68471	80%	48191	56%
Kozhikode	143028	109683	77%	57993	41%
Malappuram	241212	180122	75%	79166	33%
Palakkad	132742	115694	87%	81604	61%
Pathanamthitta	48854	40193	82%	30679	63%
Thiruvananthapuram	145238	110715	76%	72827	50%
Thrissur	123540	123653	100%	92386	75%
Wayanad	29245	36187	124%	23525	80%
Grand Total	1,517,189	12,67,876	83%	8,34,871	54%

Table 8: Age appropriate group (12-14 years) Coverage as on 30/05/2022 midnight

12-14 years Coverage as on 31/05/2022 at 12 AM					
District	Target	1st Dose Coverage	Percentage	2nd Dose Coverage	Percentage fully vaccinated
Alappuzha	43284	44643	103%	19810	46%
Ernakulam	90244	59926	66%	8369	9%
Idukki	29672	20657	70%	6980	24%
Kannur	89079	43792	49%	14851	17%
Kasaragod	39968	22147	55%	3347	8%
Kollam	69984	46735	67%	11467	16%
Kottayam	55571	33010	59%	8105	15%
Kozhikode	103644	32889	32%	2521	2%
Malappuram	159652	33636	21%	6298	4%
Palakkad	75249	45559	61%	20264	27%
Pathanamthitta	33203	20404	61%	8150	25%
Thiruvananthapuram	93804	52501	56%	12264	13%
Thrissur	99789	63393	64%	22869	23%
Wayanad	27857	15496	56%	4199	15%
Grand Total	10,11,000	5,34,788	53%	1,49,494	15%

TABLE9.State Summary (18+) as on 30/05/2022 midnight

State Summary (18+) 31/05/2022 at 12 AM							
District	Target	First Dose	Percentage	Second Dose	Percentage*	Precaution Dose	Percentage
Alappuzha	1704179	1605771	94%	1512893	89%	151912	30%
Ernakulam	2954098	3110243	105%	2676960	91%	194145	23%
Idukki	869082	897436	103%	760192	87%	38261	15%
Kannur	1913861	2007088	105%	1799090	94%	130366	23%
Kasaragod	992363	971561	98%	827150	83%	44878	13%
Kollam	2093511	2070188	99%	1821559	87%	134675	23%
Kottayam	1562022	1559844	100%	1392095	89%	124857	26%
Kozhikode	2499523	2513690	101%	2128562	85%	119025	18%
Malappuram	2988358	3139246	105%	2540102	85%	97355	15%
Palakkad	2140261	2155890	101%	1893183	88%	132692	27%
Pathanamthitta	1036488	1091803	105%	936487	90%	124097	29%
Thiruvananthapuram	2675400	2709474	101%	2381903	89%	211620	24%
Thrissur	2545664	2443620	96%	2296360	90%	208765	30%
Wayanad	659698	690960	105%	609890	92%	36369	15%
Grand Total	2,66,34,508	2,69,66,814	101%	2,35,76,426	88%	1749017	23%

*Revised target population(> 18 years) as per MOHFW is 2.67 crores

*As per letter from Additional Secretary MOHFW- D O No 2317579/2021/Imm dated 15/09/2021

TABLE 10. Achievement for the day 30/05/2022 midnight

Daily achievement		30/05/2022		
District	First Dose	Second Dose	Precaution dose	Total Doses Administered
Alappuzha	381	699	1570	2650
Ernakulam	2152	1045	744	3941
Idukki	755	840	322	1917
Kannur	1183	1336	537	3056
Kasaragod	844	573	167	1584
Kollam	1061	583	389	2033
Kottayam	903	833	662	2398
Kozhikode	2002	1502	900	4404
Malappuram	2220	2180	687	5087
Palakkad	1393	1487	918	3798
Pathanamthitta	249	349	481	1079
Thiruvananthapuram	110	94	276	480
Thrissur	1321	1594	2048	4963
Wayanad	466	319	68	853
Grand Total	15040	13434	9769	38243

** Vaccine stock details couldn't be downloaded from e-VIN portal as the portal is down.

TABLE11.COVID Vaccination related sites

support@cowin.gov.in https://www.cowin.gov.in/home https://dashboard.kerala.gov.in/ https://dhs.kerala.gov.in/https://aogyakeralam.gov.in/https://sha.kerala.gov.in/

TABLE10.COVID Vaccination related Helpline numbers

National/State/District	Line1	Line2	Line3
National Helpline	1075	+91 1123978046	0120 4473222
Disha	1056	04712552056	
StateCallCenter	04712309251	04712309252	04712309255
Thiruvananthapuram	9188610100	1077	
Kollam	04742797609	8589015556	
Pathanamthitta	04682222515	04682228220	
Alappuzha	04772239999		
Kottayam	04812565200	04812304800	04812581900
Idukki	18004255640	04862232220	04862233118
Ernakulam	9072303861		
Thrissur	9400066921	9400066922	9400066923
Palakkad	04912505264	04912505189	8943341439
Malappuram	04832733253	04832737858	04832733252
Kozhikode	7594001442		
Wayanad	04936202343	04936202375	9072510900
Kannur	04972700194		
Kasargod	9061076590	9061079244	9061078026