



www.health.kerala.gov.in

**COVID-19 OUTBREAK CONTROL AND PREVENTION STATE CELL
HEALTH&FAMILY WELFARE DEPARTMENT**

www.dhs.kerala.gov.in

controlroomdhskerala@gmail.com

Kerala HEALTH-COVID-19 DAILY VACCINATION BULLETIN

Date: 31/06/2022

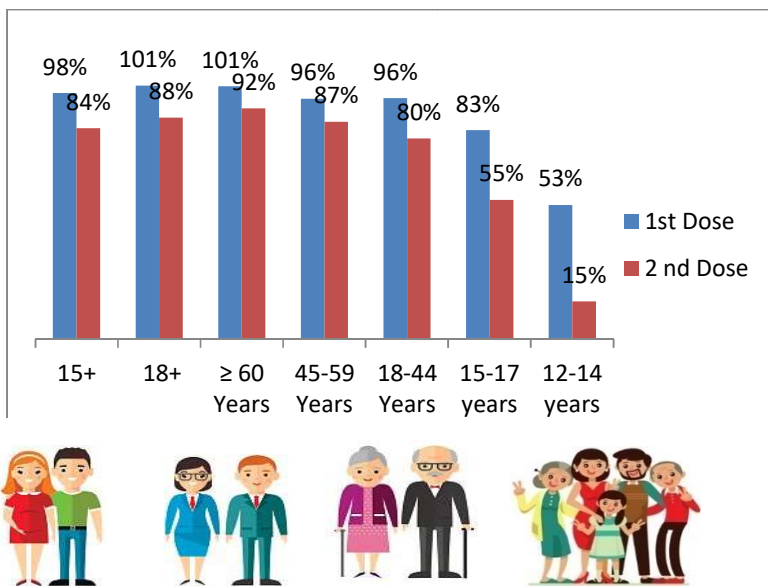
**OUR HEALTH OUR RESPONSIBILITY
VACCINE ADVISORY**

- *People who are vaccinated with Covid Vaccine are reported to have reduced Covid related ICU admissions, serious disease and death.*
- *Early vaccination is useful to safeguard our life from this deadly disease.*
- *Vaccination sessions are planned as per the availability of vaccine. All are requested to cooperate.*
- *After receiving the first dose, second dose of Covishield vaccine is to be taken between 12–16weeks and second dose of Covaxin between 4-6 weeks.*
- *Covid vaccination is currently available to all above 15 years. Children in 15-18 age group will get Covaxin.*
- *Health Staffs, Frontline workers and people above 60 years with co-morbidities will get precaution dose after 9 months or 39 weeks from the second dose. The Same vaccine administered as first and second dose is to be taken as precaution dose. People above 60 years with co-morbidities should take medical advice before receiving precaution dose.*
- *Vaccination is available free of cost in all Government covid vaccination centers, and at a nominal rate (as per the Gol order F.No.2079203/2021/Immunization) in selected private Hospitals.*
- ***ENSURE ALL YOUR ELIGIBLE FAMILY MEMBERS ARE PROTECTED BY RECEIVING ANY OF THE AVAILABLE COVID VACCINE.***
- ***“BOTH COVAXIN AND COVISHIELD ARE EQUALLY EFFECTIVE AND SAFE”***
- ***“BE FULLY PROTECTED – GET THE SECOND DOSE AT YOUR SCHEDULED TIME”***

ANALYSIS

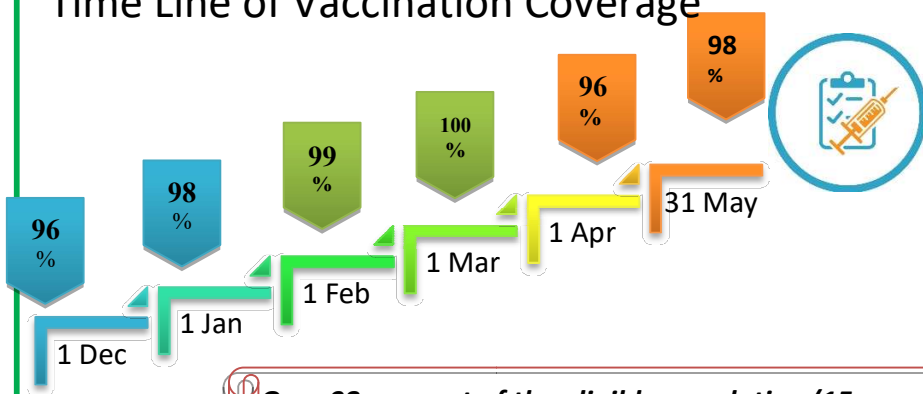
COVID-19 mass vaccinations are showing signs of preventing illness and steep decline in cases and hospital admissions in countries which done vaccination. Kerala started its vaccination for health care workers from January 16, 2021. The COVID-19 Vaccines Operational Guidelines issued by the Ministry of Health and Family Welfare, Govt. of India, 28th December 2020 and all subsequent Guidelines issued by Ministry of Health and Family Welfare, Govt of India are followed at the sites and all vaccination lanes

Summary of COVID Vaccine Administered as on 31/06/2022 midnight



- 98%** of eligible population vaccinated with a single dose till May 31
- 84%** of eligible population vaccinated with double dose till May 31
- State has vaccinated about **83%** of children aged 15 - 17 years with a single dose

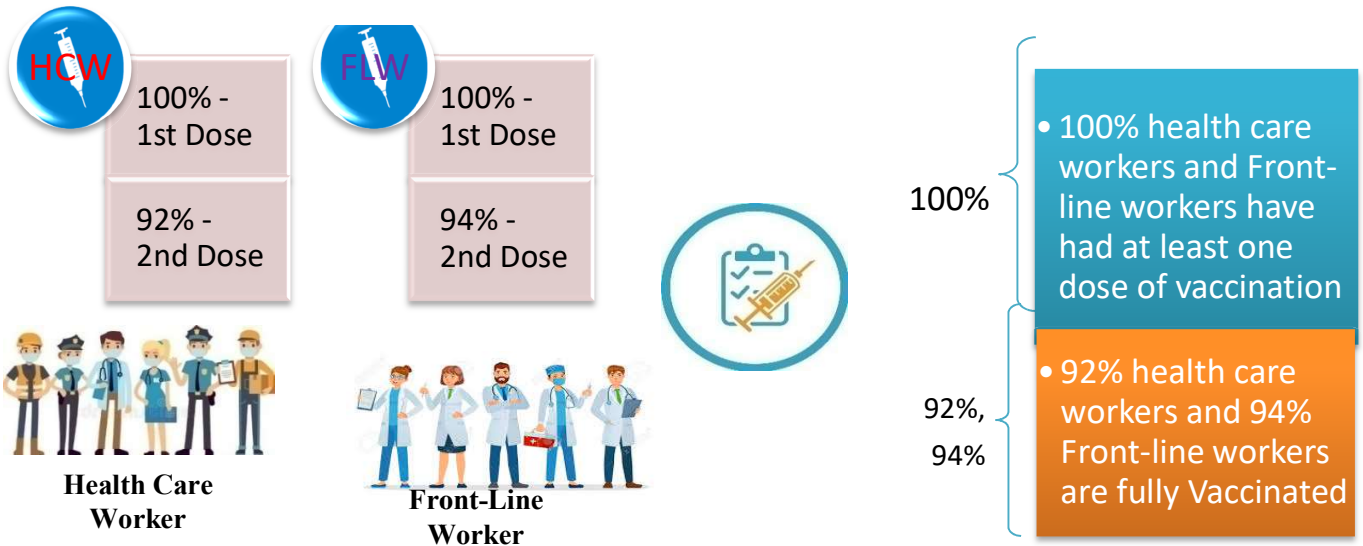
Time Line of Vaccination Coverage



Kerala began administration of COVID 19 Vaccines on 16th January, 2021. As of 31st May 2022, Kerala has administered over 54 million doses overall, including first and second doses of vaccines.


Over 98 per cent of the eligible population (15 + years) in Kerala has been administered the first dose of the Covid-19 vaccine. The state has achieved the target within 498 days since the beginning of the vaccination drive on January 16, 2021

Health Care Workers & Front-line Workers Vaccinated



Are You Vaccinated? You Still Need to Practice: SMS

- Even after vaccination, follow COVID appropriate behavior
- Practice Social Distancing and greet without physical contact
- Always wear clean face mask
- Wash your hands thoroughly and frequently or use hand sanitizer
- Follow the current COVID 19 guidelines to prevent further spread
- Stay Safe. Stay Strong. Get Vaccinated



Even After Getting Vaccinated Keep Taking Precautions to Protect Your Self



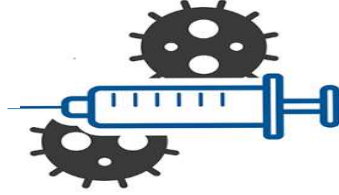
The Race Towards Full Vaccination - Weekly Trend

21st – 27th May 2022

Kerala Administered over

7.4 Lakh

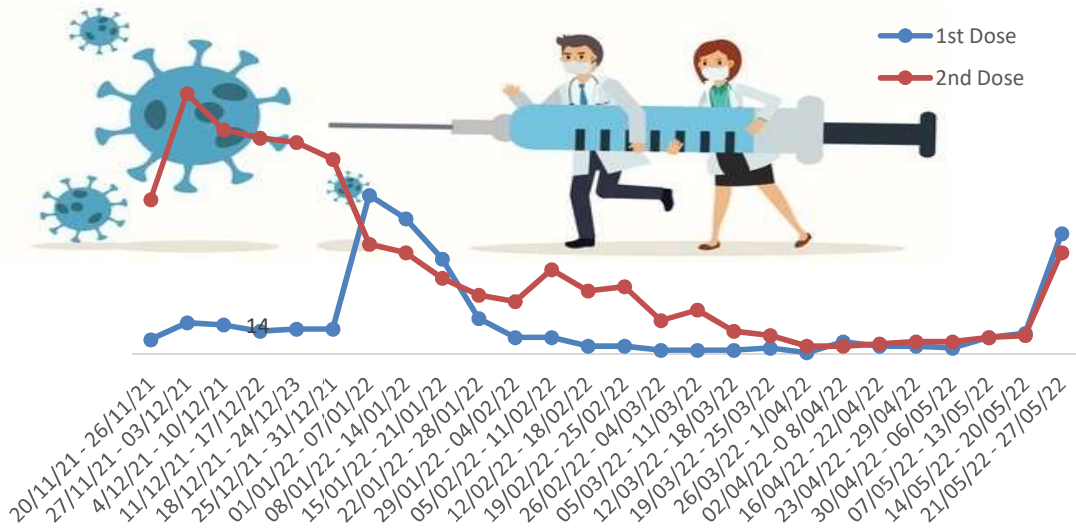
COVID Vaccine Doses during 21st to 27th May, 2022



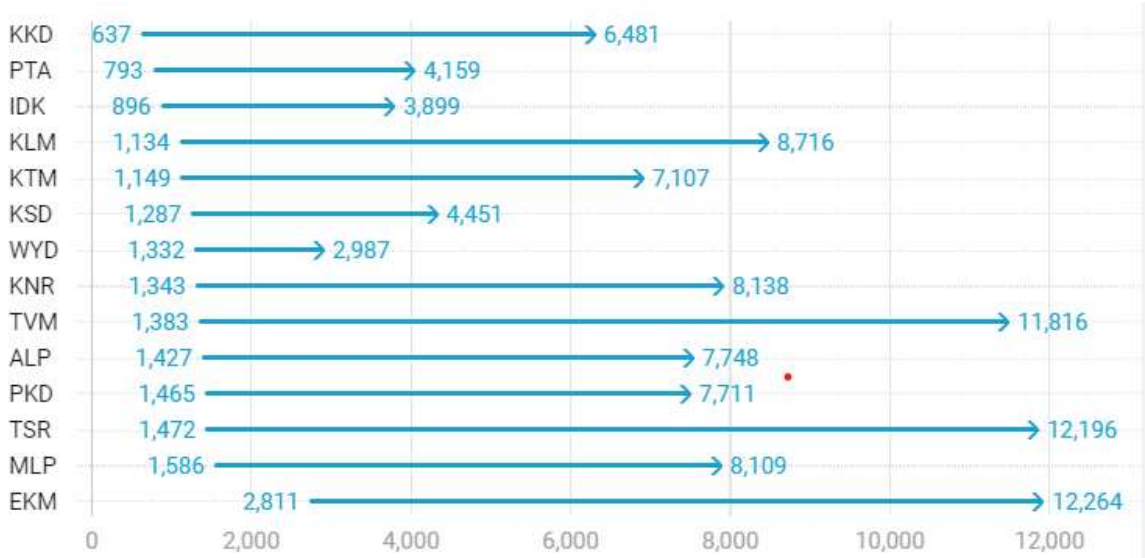
From 21st to 27th May 2022 on average

1.06 lakh doses were administered daily.

Average Doses Administered Per day per week (in 1000)



Trend in average per day vaccination (in 1000) for the last two weeks

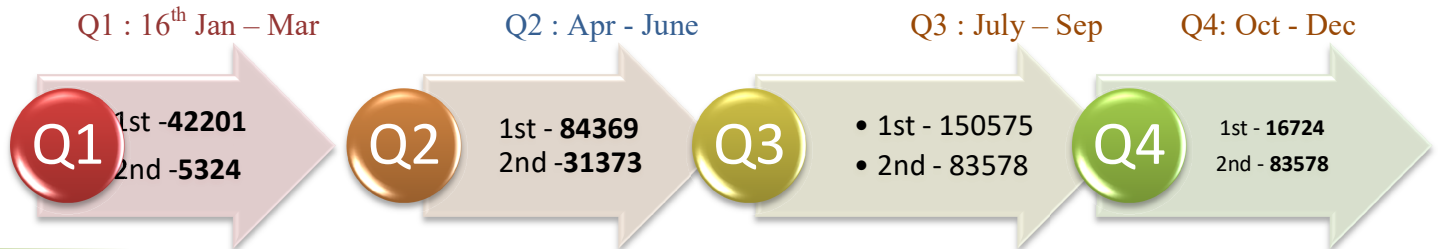


Race Against Time – Vaccination Quarterly Status

(Q1:16th Jan-Mar, Q2: Apr-June, Q3: July-Sep, Q4: Oct - Dec)

Daily Average Doses Administered per Quarter

In the first Quarter, only 42201 first doses and 5324 second doses were administered daily on average. During the second, third and fourth quarters, the daily vaccination of the first and second doses increased significantly.



Vaccination Achievement per Quarter

In the third quarter of the immunization drive, 52% of the eligible population (18 + age) in Kerala were given the first dose and 29% the second dose.

Dose Progression

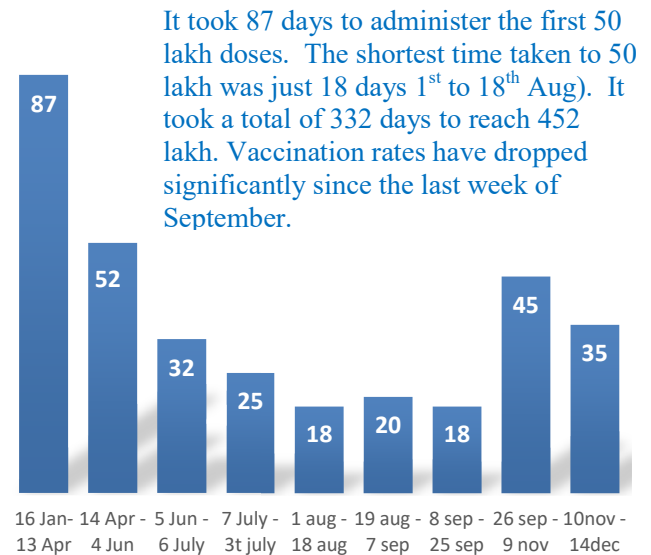
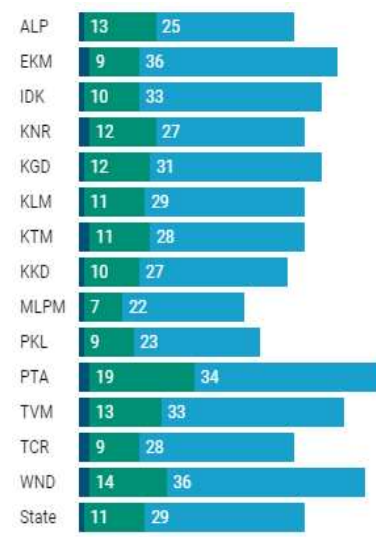
The chart shows the days taken for total COVID-19 Vaccination doses (both first and second) in Kerala to cross every 50 lakh dose mark.

■ Q1 ■ Q2 ■ Q3

First Dose



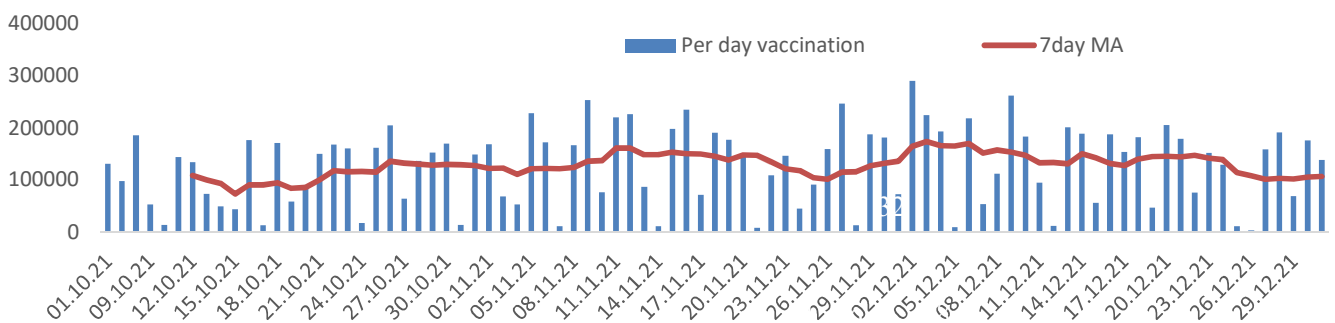
Second Dose



It took 87 days to administer the first 50 lakh doses. The shortest time taken to 50 lakh was just 18 days 1st to 18th Aug). It took a total of 332 days to reach 452 lakh. Vaccination rates have dropped significantly since the last week of September.

Vaccine Administered per Day and 7 days Moving Average in Last Quarter (Oct -Dec)

The seven-day moving average of daily doses in the last quarter showed a peak on December 2nd and continued to fluctuate thereafter



Important Message to the Public

- a. *Infection or infection rate is only a part and disease manifestation of disease is to be monitored*
- b. *Fatality among vaccinated people is very less. Disease severity among vaccinated people is less.*
- c. *People with comorbidity should be careful. Once detected covid positive they should get admitted and do not stay at home.*
- d. *Death among non-vaccinated people, especially people with comorbidity is because of late arrival in hospitals*
- e. *Diabetes and Hypertension together is the most common cause of patient death if they arrive late.*
- f. *Vaccinated people, only if symptomatic are advised to consult Doctor.*
- g. *Non Vaccinated people, if symptomatic, may do RTPCR test*
- h. *Antigen testing is only for emergency purpose*
- i. *Non vaccinated people with co-morbidities to do testing by RTPCR and consult doctor*
- j. *Repeat RTPCR is not needed among the people who are detected COVID positive in the previous 2 months*
- k. *All young person detected positive and at home isolation should do glucose test*

TABLE1.Total Vaccination done in the State as on 31/06/2022 midnight

State Summary (15+ years)-Total doses administered till 01/06/2022 at 12 AM								
District	Target	First Dose	Percent age	Second Dose	Percentage*	Precaution Dose	Percentage	Total doses administered
Alappuzha	1829568	1731176	95%	1597342	87%	152116	29%	34,80,634
Ernakulam	3217878	3288604	102%	2770385	86%	196137	23%	62,55,126
Idukki	950762	956474	101%	795740	84%	38447	14%	17,90,661
Kannur	2100307	2152857	102%	1887010	90%	130831	22%	41,70,698
Kasaragod	1092141	1044906	96%	863569	79%	44901	13%	19,53,376
Kollam	2268371	2215111	98%	1902903	84%	136184	23%	42,54,198
Kottayam	1704500	1661989	98%	1449198	85%	125094	25%	32,36,281
Kozhikode	2746273	2657174	97%	2189594	80%	119356	18%	49,66,124
Malappuram	3386535	3354541	99%	2626782	78%	97763	15%	60,79,086
Palakkad	2349082	2318119	99%	1996118	85%	133265	27%	44,47,502
Pathanamthitta	1118564	1152726	103%	975807	87%	124456	29%	22,52,989
Thiruvananthapuram	2914006	2872916	99%	2468212	85%	214962	24%	55,56,090
Thrissur	2767777	2631811	95%	2415042	87%	213020	30%	52,59,873
Wayanad	716933	742757	104%	637731	89%	36422	15%	14,16,910
Grand Total	29,162,697	2,87,81,161	98%	2,45,75,433	84%	17,62,954	23%	5,51,19,548

TABLE2.Covid-19 Vaccination Center Functional in the State as on 31/06/2022 midnight(01/06/2022 12AM)

DISTRICTS	12+	15+	18+	Total
Alappuzha	84	0	5	89
Ernakulam	36	13	35	84
Idukki	12	10	6	28
Kannur	23	8	29	60
Kasaragod	4	4	4	12
Kollam	8	17	47	72
Kottayam	18	14	16	48
Kozhikode	15	14	25	54
Malappuram	19	15	18	52
Palakkad	21	10	23	54
Pathanamthitta	12	11	20	43
Thiruvananthapuram	1	1	114	116
Thrissur	6	75	95	176
Wayanad	0	2	1	3
GrandTotal	259	194	438	891

TABLE3. Health Care Workers Coverage as on 31/06/2022 midnight

<i>DISTRICT</i>	<i>1st DOSE</i>	<i>2nd Dose</i>	<i>% fully vaccinated</i>	<i>Precaution dose</i>	<i>Precaution dose (%) *</i>
Alappuzha	29022	27226	94%	13513	53%
Ernakulam	85566	75806	89%	31316	45%
Idukki	13555	13006	96%	5832	48%
Kannur	40389	37536	93%	18216	51%
Kasaragod	11610	10814	93%	4809	48%
Kollam	36040	33815	94%	14974	48%
Kottayam	38706	36302	94%	16775	50%
Kozhikode	52735	47955	91%	17928	41%
Malappuram	44834	41994	94%	17533	47%
Palakkad	34675	32013	92%	15615	53%
Pathanamthitta	29337	25079	85%	11667	50%
Thiruvananthapuram	73431	66393	90%	26984	44%
Thrissur	51910	49191	95%	26389	57%
Wayanad	13978	13289	95%	6384	51%
Grand Total	555788	510419	92%	227935	48%

1st Dose coverage for HCW is 100%

*Proportion of beneficiaries who are eligible (completed 9 months after 2nd dose)

TABLE4. Frontline workers Coverage as on 31/06/2022 midnight

<i>DISTRICT</i>	<i>1st dose</i>	<i>2nd Dose</i>	<i>% fully vaccinated</i>	<i>Precaution dose</i>	<i>Precaution dose(%) *</i>
Alappuzha	39129	36745	94%	13034	38%
Ernakulam	54934	50339	92%	18052	39%
Idukki	22995	21340	93%	5316	28%
Kannur	41383	39966	97%	12333	33%
Kasaragod	24615	22478	91%	6226	30%
Kollam	42235	38833	92%	10257	29%
Kottayam	32141	30599	95%	10842	38%
Kozhikode	55273	52552	95%	9241	19%
Malappuram	53915	51269	95%	13128	28%
Palakkad	48097	45537	95%	16233	38%
Pathanamthitta	25250	22532	89%	7012	34%
Thiruvananthapuram	73001	67623	93%	21388	36%
Thrissur	41908	40731	97%	17666	47%
Wayanad	17021	16094	95%	3989	27%
Grand Total	571897	536638	94%	164717	33%

1st Dose coverage for FLW is 100%

*Proportion of beneficiaries who are eligible (completed 9 months after 2nd dose)

TABLE5.Age-Appropriate Group (45-59 Years) Coverage as on 31/06/2022 midnight

Table 5: Age appropriate group (45-59 years) coverage							
45-59 years Coverage as on		01/06/2022		at 12 AM			
District	Target	1st Dose Coverage	Percentage	2nd Dose Coverage	Percentage fully vaccinated	Precaution dose	%
Alappuzha	535436	438910	82%	416065	78%	2289	1%
Ernakulam	809349	783614	97%	702458	87%	9961	4%
Idukki	237564	246957	104%	219137	92%	511	0%
Kannur	527295	515847	98%	480086	91%	2236	1%
Kasaragod	253027	252222	100%	223972	89%	315	0%
Kollam	541201	560048	103%	502625	93%	2421	1%
Kottayam	478470	414143	87%	374577	78%	3041	2%
Kozhikode	658949	655049	99%	581449	88%	2626	1%
Malappuram	733338	722927	99%	628257	86%	1327	1%
Palakkad	614226	547198	89%	499745	81%	2767	2%
Pathanamthitta	264372	281814	107%	251743	95%	2449	2%
Thiruvananthapuram	735836	681644	93%	613667	83%	6801	2%
Thrissur	689418	663986	96%	625417	91%	8616	4%
Wayanad	170537	177126	104%	164283	96%	253	0%
Grand Total	7249018	69,41,485	96%	62,83,481	87%	45613	2%

TABLE6.Age-Appropriate Group (≥60 Years) Coverage as on 31/06/2022midnight

Table 6: Age appropriate group (≥ 60 years) coverage							
≥ 60 years Coverage as on		01/06/2022		at 12 AM			
District	Target	1st Dose Coverage	Percentage	2nd Dose Coverage	Percentage fully vaccinated	Precaution dose	%
Alappuzha	424565	429002	101%	400701	94%	122488	48%
Ernakulam	673885	676221	100%	620431	92%	134038	35%
Idukki	193981	194559	100%	173005	89%	26567	24%
Kannur	438602	444468	101%	412552	94%	97322	39%
Kasaragod	182460	181697	100%	160299	88%	33391	28%
Kollam	497558	499486	100%	455061	91%	107781	40%
Kottayam	418008	419654	100%	384003	92%	93760	40%
Kozhikode	526896	529181	100%	479902	91%	88665	32%
Malappuram	477642	488092	102%	434344	91%	65343	28%
Palakkad	437708	439786	100%	401970	92%	98210	45%
Pathanamthitta	311297	312216	100%	280666	90%	102389	48%
Thiruvananthapuram	630465	633019	100%	571419	91%	157674	42%
Thrissur	581781	588134	101%	558163	96%	158445	49%
Wayanad	128009	128299	100%	114382	89%	25730	28%
Grand Total	5922857	59,63,814	101%	54,46,898	92%	13,11,803	39%

TABLE 6. Age-Appropriate Group (18-44 Years) Coverage as on 31/06/2022 midnight

18-44 years Coverage as on 01/06/2022 at 12 AM							
District	Target	First Dose					
		1st Dose Coverage	Percentage	2nd Dose Coverage	Percentage fully vaccinated	Precaution dose	%
Alappuzha	744178	669717	90%	632201	85%	792	2%
Ernakulam	1470864	1510027	103%	1228665	84%	2770	3%
Idukki	437537	419390	96%	333781	76%	221	1%
Kannur	947964	965060	102%	829349	87%	724	1%
Kasaragod	556876	501418	90%	409592	74%	160	0%
Kollam	1054752	932500	88%	792071	75%	751	1%
Kottayam	665544	655224	98%	566749	85%	676	1%
Kozhikode	1313678	1221539	93%	966989	74%	896	1%
Malappuram	1777378	1829554	103%	1384898	78%	432	0%
Palakkad	1088327	1086178	100%	914287	84%	440	1%
Pathanamthitta	460819	443209	96%	356605	77%	939	3%
Thiruvananthapuram	1309099	1248584	95%	1064003	81%	2115	2%
Thrissur	1274465	1097839	86%	1024701	80%	1904	3%
Wayanad	361152	354547	98%	301899	84%	66	0%
Grand Total	13462633	1,29,34,786	96%	1,08,05,790	80%	12886	2%
*Among those who have taken first dose							

TABLE 7. Age-Appropriate Group (15-17 Years) Coverage as on 31/06/2022 midnight

15-17 years Coverage as on 01/06/2022 at 12 AM					
District	Target	1st Dose Coverage	Percentage	2nd Dose Coverage	Percentage fully vaccinated
Alappuzha	80832	79144	98%	63087	78%
Ernakulam	172307	117013	68%	84157	49%
Idukki	51339	38077	74%	28358	55%
Kannur	97722	101063	103%	72327	74%
Kasaragod	60496	51156	85%	33066	55%
Kollam	105234	97744	93%	68856	65%
Kottayam	85400	68608	80%	48417	57%
Kozhikode	143028	110016	77%	58206	41%
Malappuram	241212	180370	75%	79594	33%
Palakkad	132742	115785	87%	81782	62%
Pathanamthitta	48854	40279	82%	30851	63%
Thiruvananthapuram	145238	110731	76%	72843	50%
Thrissur	123540	124258	101%	93743	76%
Wayanad	29245	36223	124%	23579	81%
Grand Total	1,517,189	12,70,467	83%	8,38,866	55%

Table 8: Age appropriate group (12-14 years) Coverage as on 31/06/2022 midnight

12-14 years Coverage as on 01/06/2022 at 12 AM					
District	Target	1st Dose Coverage	Percentage	2nd Dose Coverage	Percentage fully vaccinated
Alappuzha	43284	46252	107%	21317	49%
Ernakulam	90244	61229	68%	8529	9%
Idukki	29672	20941	71%	7113	24%
Kannur	89079	44647	50%	15194	17%
Kasaragod	39968	22188	56%	3348	8%
Kollam	69984	47058	67%	11642	17%
Kottayam	55571	33513	60%	8551	15%
Kozhikode	103644	33381	32%	2541	2%
Malappuram	159652	34849	22%	6426	4%
Palakkad	75249	46400	62%	20784	28%
Pathanamthitta	33203	20621	62%	8331	25%
Thiruvananthapuram	93804	52506	56%	12264	13%
Thrissur	99789	63776	64%	23096	23%
Wayanad	27857	15563	56%	4205	15%
Grand Total	10,11,000	5,42,924	54%	1,53,341	15%

TABLE9.State Summary (18+) as on 31/06/2022 midnight

State Summary (18+) 25-05-2022 at 12 AM							
District	Target	First Dose	Percentage	Second Dose	Percentage*	Precaution Dose	Percentage
Alappuzha	1704179	1605780	94%	1512938	89%	152116	29%
Ernakulam	2954098	3110362	105%	2677699	91%	196137	23%
Idukki	869082	897456	103%	760269	87%	38447	14%
Kannur	1913861	2007147	105%	1799489	94%	130831	22%
Kasaragod	992363	971562	98%	827155	83%	44901	13%
Kollam	2093511	2070309	99%	1822405	87%	136184	23%
Kottayam	1562022	1559868	100%	1392230	89%	125094	25%
Kozhikode	2499523	2513777	101%	2128847	85%	119356	18%
Malappuram	2988358	3139322	105%	2540762	85%	97763	15%
Palakkad	2140261	2155934	101%	1893552	88%	133265	27%
Pathanamthitta	1036488	1091826	105%	936625	90%	124456	29%
Thiruvananthapuram	2675400	2709679	101%	2383105	89%	214962	24%
Thrissur	2545664	2443777	96%	2298203	90%	213020	30%
Wayanad	659698	690971	105%	609947	92%	36422	15%
Grand Total	2,66,34,508	2,69,67,770	101%	2,35,83,226	88%	1762954	23%

*Revised target population(> 18 years) as per MOHFW is 2.67 crores

*As per letter from Additional Secretary MOHFW- D O No 2317579/2021/Imm dated 15/09/2021

TABLE 10. Achievement for the day 31/06/2022 midnight

Daily achievement		25-05-2022		
District	First Dose	Second Dose	Precaution dose	Total Doses Administered
Alappuzha	1647	1562	163	3372
Ernakulam	1747	1316	1988	5051
Idukki	488	401	184	1073
Kannur	1016	951	436	2403
Kasaragod	23	11	23	57
Kollam	767	1466	1502	3735
Kottayam	664	807	237	1708
Kozhikode	887	498	308	1693
Malappuram	1473	1170	399	3042
Palakkad	976	1067	570	2613
Pathanamthitta	326	491	359	1176
Thiruvananthapuram	226	1218	3342	4786
Thrissur	1145	3427	4253	8825
Wayanad	114	117	53	284
Grand Total	11499	14502	13817	39818

** Vaccine stock details couldn't be downloaded from e-VIN portal as the portal is down.

TABLE11.COVID Vaccination related sites

support@cowin.gov.in https://www.cowin.gov.in/home https://dashboard.kerala.gov.in/ https://dhs.kerala.gov.in/https://aogyakeralam.gov.in/https://sha.kerala.gov.in/

TABLE10.COVID Vaccination related Helpline numbers

National/State/District	Line1	Line2	Line3
National Helpline	1075	+91 1123978046	0120 4473222
Disha	1056	04712552056	
StateCallCenter	04712309251	04712309252	04712309255
Thiruvananthapuram	9188610100	1077	
Kollam	04742797609	8589015556	
Pathanamthitta	04682222515	04682228220	
Alappuzha	04772239999		
Kottayam	04812565200	04812304800	04812581900
Idukki	18004255640	04862232220	04862233118
Ernakulam	9072303861		
Thrissur	9400066921	9400066922	9400066923
Palakkad	04912505264	04912505189	8943341439
Malappuram	04832733253	04832737858	04832733252
Kozhikode	7594001442		
Wayanad	04936202343	04936202375	9072510900
Kannur	04972700194		
Kasargod	9061076590	9061079244	9061078026