



കേരള സർക്കാർ

[www.health.kerala.gov.in](http://www.health.kerala.gov.in)

**COVID-19 OUTBREAK CONTROL AND PREVENTION STATE CELL  
HEALTH&FAMILY WELFARE DEPARTMENT**

[controlroomdhskerala@gmail.com](mailto:controlroomdhskerala@gmail.com)

[www.dhs.kerala.gov.in](http://www.dhs.kerala.gov.in)

**Kerala HEALTH-COVID-19 DAILY VACCINATION BULLETIN**

**Date: 24/06/2022**

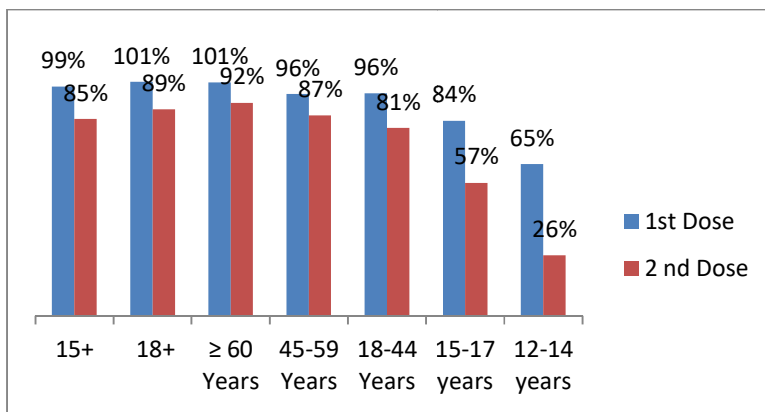
**OUR HEALTH OUR RESPONSIBILITY  
VACCINE ADVISORY**

- *People who are vaccinated with Covid Vaccine are reported to have reduced Covid related ICU admissions, serious disease and death.*
- *Early vaccination is useful to safeguard our life from this deadly disease.*
- *Vaccination sessions are planned as per the availability of vaccine. All are requested to cooperate.*
- *After receiving the first dose, second dose of Covishield vaccine is to be taken between 12–16weeks and second dose of Covaxin between 4-6 weeks.*
- *Covid vaccination is currently available to all above 15 years. Children in 15-18 age group will get Covaxin.*
- *Health Staffs, Frontline workers and people above 60 years with co-morbidities will get precaution dose after 9 months or 39 weeks from the second dose. The Same vaccine administered as first and second dose is to be taken as precaution dose. People above 60 years with co-morbidities should take medical advice before receiving precaution dose.*
- *Vaccination is available free of cost in all Government covid vaccination centers, and at a nominal rate (as per the Gol order F.No.2079203/2021/Immunization) in selected private Hospitals.*
- **ENSURE ALL YOUR ELIGIBLE FAMILY MEMBERS ARE PROTECTED BY RECEIVING ANY OF THE AVAILABLE COVID VACCINE.**
- **“BOTH COVAXIN AND COVISHIELD ARE EQUALLY EFFECTIVE AND SAFE”**
- **“BE FULLY PROTECTED – GET THE SECOND DOSE AT YOUR SCHEDULED TIME”**

### ANALYSIS


COVID-19 mass vaccinations are showing signs of preventing illness and steep decline in cases and hospital admissions in countries which done vaccination. Kerala started its vaccination for health care workers from January 16, 2021. The COVID-19 Vaccines Operational Guidelines issued by the Ministry of Health and Family Welfare, Govt. of India, 28th December 2020 and all subsequent Guidelines issued by Ministry of Health and Family Welfare, Govt of India are followed at the sites and all vaccination lanes

### Summary of COVID Vaccine Administered as on 24/06/2022 midnight



- 99%** of eligible population vaccinated with a single dose till June 24
- 85%** of eligible population vaccinated with double dose till June 24
- State has vaccinated about **84%** of children aged 15 - 17 years with a single dose

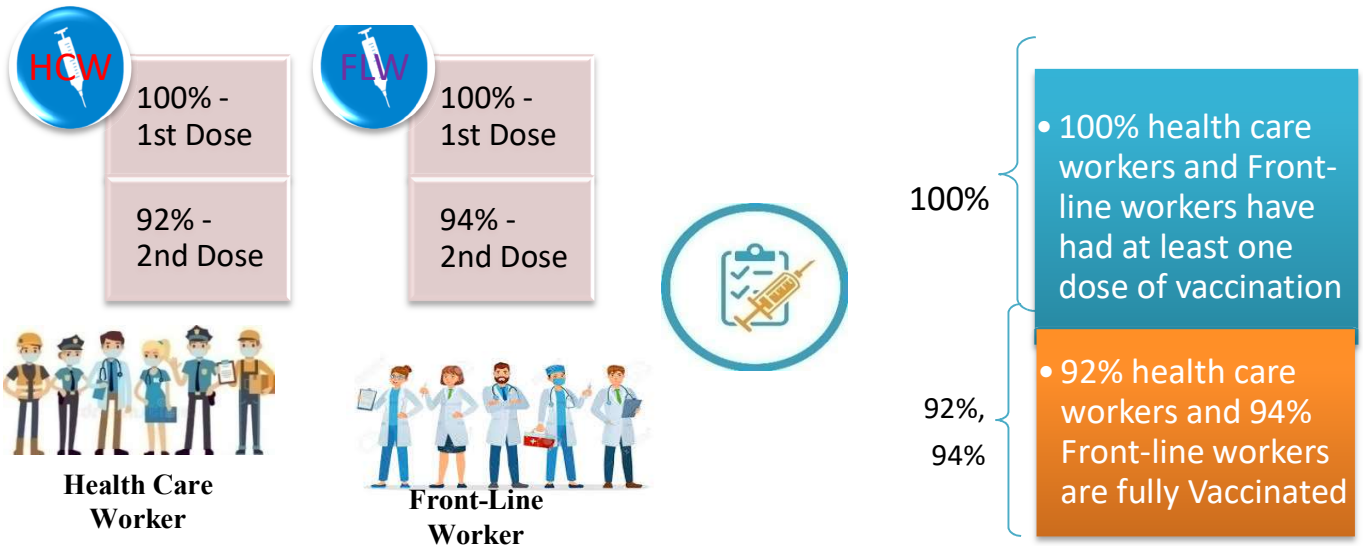
### Time Line of Vaccination Coverage



Kerala began administration of COVID 19 Vaccines on 16<sup>th</sup> January, 2021. As of 24th June 2022, Kerala has administered over 55 million doses overall, including first and second doses of vaccines.


**Over 99 per cent of the eligible population (15 + years) in Kerala has been administered the first dose of the Covid-19 vaccine. The state has achieved the target within 510 days since the beginning of the vaccination drive on January 16, 2021**

## Health Care Workers & Front-line Workers Vaccinated



### Are You Vaccinated? You Still Need to Practice: SMS

- Even after vaccination, follow COVID appropriate behavior
- Practice Social Distancing and greet without physical contact
- Always wear clean face mask
- Wash your hands thoroughly and frequently or use hand sanitizer
- Follow the current COVID 19 guidelines to prevent further spread
- Stay Safe. Stay Strong. Get Vaccinated



Even After Getting Vaccinated Keep Taking Precautions to Protect Your Self



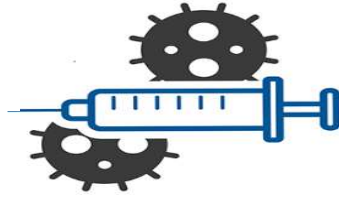
# The Race Towards Full Vaccination - Weekly Trend

11<sup>th</sup> – 17<sup>th</sup> June 2022

Kerala Administered over

## 1.22 Lakh

COVID Vaccine Doses during 11<sup>th</sup> to 17<sup>th</sup> June, 2022



From 11<sup>th</sup> to 17<sup>th</sup> June 2022 on average

## 0.17 lakh

doses were administered daily.

Average Doses Administered Per day per week (in 1000)



Trend in average per day vaccination (in 1000) for the last two weeks

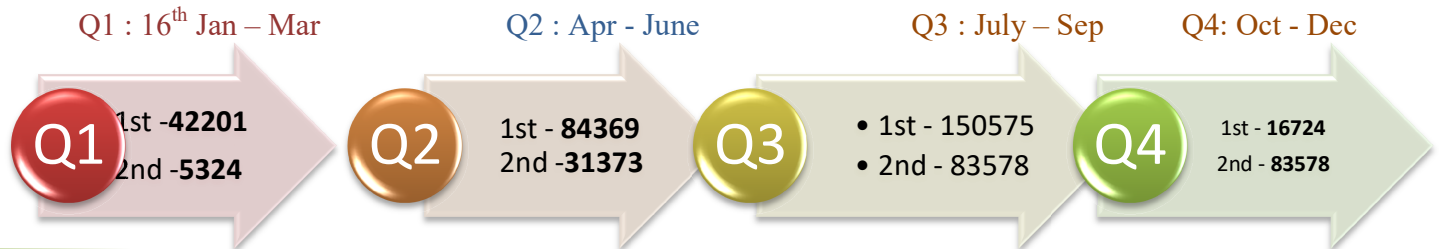
WYD	163	←	232
IDK	294	→	401
KSD	334	→	485
PTA	337	←	404
ALP	652	←	666
PKD	613	←	799
KNR	770	←	873
KLM	1,048	→	1,307
EKM	1,222	→	1,536
KKD	987	←	1,346
MLP	1,640	→	4,894
TVM	1,674	→	2,118
TSR	1,538	←	1,697
KTM	1,713	←	1,968

# Race Against Time – Vaccination Quarterly Status

(Q1:16<sup>th</sup> Jan-Mar, Q2: Apr-June, Q3: July-Sep, Q4: Oct - Dec)

## Daily Average Doses Administered per Quarter

In the first Quarter, only 42201 first doses and 5324 second doses were administered daily on average. During the second, third and fourth quarters, the daily vaccination of the first and second doses increased significantly.



## Vaccination Achievement per Quarter

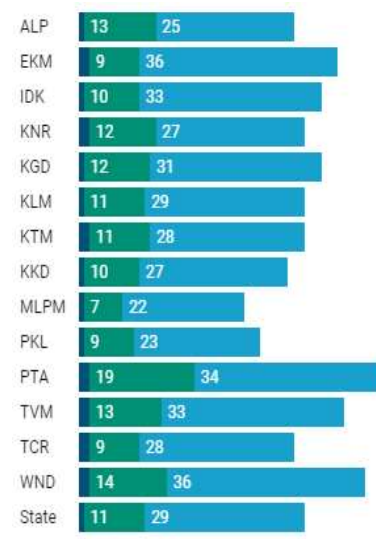
In the third quarter of the immunization drive, 52% of the eligible population (18 + age) in Kerala were given the first dose and 29% the second dose.

■ Q1 ■ Q2 ■ Q3

### First Dose

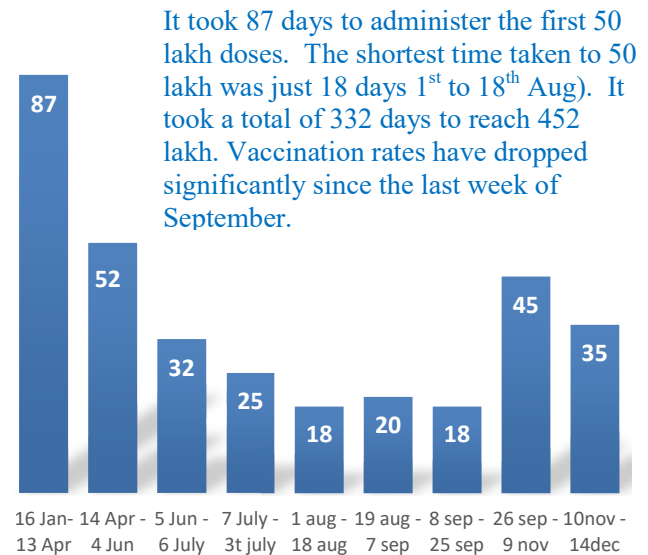


### Second Dose



## Dose Progression

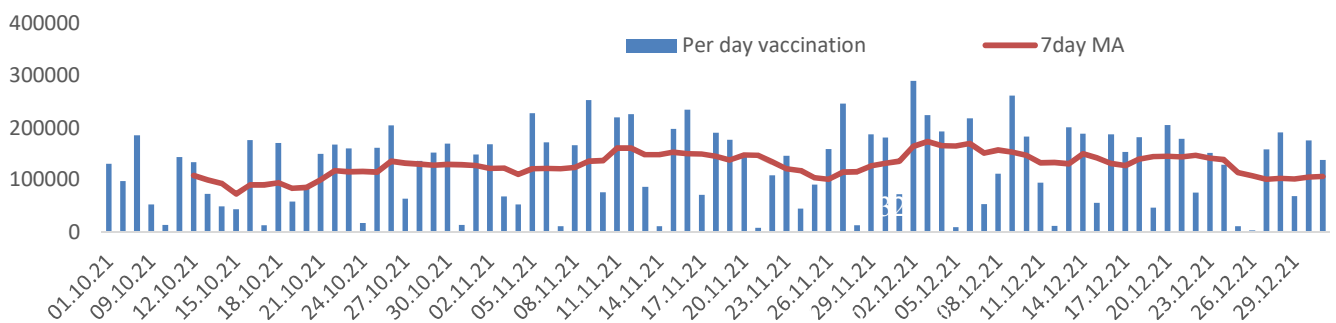
The chart shows the days taken for total COVID-19 Vaccination doses (both first and second) in Kerala to cross every 50 lakh dose mark



It took 87 days to administer the first 50 lakh doses. The shortest time taken to 50 lakh was just 18 days 1<sup>st</sup> to 18<sup>th</sup> Aug). It took a total of 332 days to reach 452 lakh. Vaccination rates have dropped significantly since the last week of September.

## Vaccine Administered per Day and 7 days Moving Average in Last Quarter (Oct -Dec)

The seven-day moving average of daily doses in the last quarter showed a peak on December 2<sup>nd</sup> and continued to fluctuate thereafter



## Important Message to the Public

- a. *Infection or infection rate is only a part and disease manifestation of disease is to be monitored*
- b. *Fatality among vaccinated people is very less. Disease severity among vaccinated people is less.*
- c. *People with comorbidity should be careful. Once detected covid positive they should get admitted and do not stay at home.*
- d. *Death in covid positive cases are among unvaccinated people, especially having comorbidities like Diabetes and Hypertension*
- e. *Late arrival to hospitals is one of the reason for Death among people with comorbidities*
- f. *Vaccinated people, only if symptomatic are advised to consult Doctor.*
- g. *Non Vaccinated people, if symptomatic, may do RTPCR test*
- h. *Antigen testing is only for emergency purpose*
- i. *Non vaccinated people with co-morbidities to do testing by RTPCR and consult doctor*
- j. *Repeat RTPCR is not needed among the people who are detected COVID positive in the previous 2 months*
- k. *All young person detected positive and at home isolation should do glucose test*

TABLE1.Total Vaccination done in the State as on 24/06/2022 midnight

State Summary (15+ years)-Total doses administered till 25/06/2022 at 12 AM								
District	Target	First Dose	Percent age	Second Dose	Percentage*	Precaution Dose	Percentage	Total doses administered
Alappuzha	1829568	1735151	95%	1609718	88%	168546	26%	35,13,415
Ernakulam	3217878	3299346	104%	2794863	88%	243852	19%	63,38,061
Idukki	950762	959166	101%	802740	84%	43442	12%	18,05,348
Kannur	2100307	2158736	103%	1901124	91%	145459	19%	42,05,319
Kasaragod	1092141	1050359	96%	871183	80%	46819	11%	19,68,361
Kollam	2268371	2222539	98%	1919511	85%	153957	19%	42,96,007
Kottayam	1704500	1675393	98%	1470295	86%	144766	22%	32,90,454
Kozhikode	2746273	2668715	97%	2204393	80%	135687	15%	50,08,795
Malappuram	3386535	3409281	101%	2650907	78%	110111	13%	61,70,299
Palakkad	2349082	2323844	99%	2007970	86%	149542	22%	44,81,356
Pathanamthitta	1118564	1155037	103%	982862	88%	135824	25%	22,73,723
Thiruvananthapuram	2914006	2889641	99%	2491402	85%	240182	19%	56,21,225
Thrissur	2767777	2640647	95%	2441250	88%	252656	27%	53,34,553
Wayanad	716933	745741	104%	642854	90%	38740	12%	14,27,335
<b>Grand Total</b>	<b>29,162,697</b>	<b>2,89,33,596</b>	<b>99%</b>	<b>2,47,91,072</b>	<b>85%</b>	<b>20,09,583</b>	<b>19%</b>	<b>5,57,34,251</b>

TABLE2.Covid-19 Vaccination Center Functional in the State as on 24/06/2022 midnight(25/06/2022 12AM)

DISTRICTS	12+	15+	18+	Total
Alappuzha	2	1	89	92
Ernakulam	19	18	69	106
Idukki	0	0	4	4
Kannur	6	7	23	36
Kasaragod	4	4	4	12
Kollam	3	7	21	31
Kottayam	15	9	26	50
Kozhikode	9	97	109	215
Malappuram	25	27	28	80
Palakkad	6	14	25	45
Pathanamthitta	10	16	16	42
Thiruvananthapuram	1	4	18	23
Thrissur	29	115	141	285
Wayanad	5	4	5	14
<b>GrandTotal</b>	<b>134</b>	<b>323</b>	<b>578</b>	<b>1035</b>

TABLE3. Health Care Workers Coverage as on 24/06/2022 midnight

<i>DISTRICT</i>	<i>1st DOSE</i>	<i>2nd Dose</i>	<i>% fully vaccinated</i>	<i>Precaution dose</i>	<i>Precaution dose (%) *</i>
<b>Alappuzha</b>	29022	27237	94%	14078	54%
<b>Ernakulam</b>	85571	75829	89%	32621	45%
<b>Idukki</b>	13556	13009	96%	6064	49%
<b>Kannur</b>	40390	37550	93%	18853	52%
<b>Kasaragod</b>	11610	10822	93%	4938	48%
<b>Kollam</b>	36040	33825	94%	15666	49%
<b>Kottayam</b>	38706	36318	94%	17467	51%
<b>Kozhikode</b>	52735	47962	91%	18657	41%
<b>Malappuram</b>	44834	42007	94%	18218	46%
<b>Palakkad</b>	34676	32019	92%	16079	53%
<b>Pathanamthitta</b>	29337	25090	86%	12173	51%
<b>Thiruvananthapuram</b>	73433	66414	90%	27982	44%
<b>Thrissur</b>	51910	49211	95%	27443	58%
<b>Wayanad</b>	13978	13296	95%	6536	51%
<b>Grand Total</b>	<b>555798</b>	<b>510589</b>	<b>92%</b>	<b>236775</b>	<b>49%</b>

1st Dose coverage for HCW is 100%

\*Proportion of beneficiaries who are eligible ( completed 9 months after 2nd dose )

TABLE4. Frontline workers Coverage as on 24/06/2022 midnight

<i>DISTRICT</i>	<i>1st dose</i>	<i>2nd Dose</i>	<i>% fully vaccinated</i>	<i>Precaution dose</i>	<i>Precaution dose(%) *</i>
<b>Alappuzha</b>	39131	36757	94%	13668	39%
<b>Ernakulam</b>	54936	50358	92%	18990	40%
<b>Idukki</b>	22995	21347	93%	5683	28%
<b>Kannur</b>	41386	39976	97%	12955	33%
<b>Kasaragod</b>	24615	22485	91%	6344	29%
<b>Kollam</b>	42235	38852	92%	10884	30%
<b>Kottayam</b>	32141	30609	95%	11527	39%
<b>Kozhikode</b>	55273	52563	95%	9750	20%
<b>Malappuram</b>	53918	51285	95%	14049	29%
<b>Palakkad</b>	48097	45550	95%	17243	40%
<b>Pathanamthitta</b>	25250	22538	89%	7411	35%
<b>Thiruvananthapuram</b>	73008	67639	93%	23324	37%
<b>Thrissur</b>	41909	40742	97%	18971	48%
<b>Wayanad</b>	17021	16096	95%	4155	27%
<b>Grand Total</b>	<b>571915</b>	<b>536797</b>	<b>94%</b>	<b>174954</b>	<b>34%</b>

1st Dose coverage for FLW is 100%

\*Proportion of beneficiaries who are eligible ( completed 9 months after 2nd dose )



TABLE5.Age-Appropriate Group (45-59 Years) Coverage as on 24/06/2022 midnight

Table 5: Age appropriate group (45-59 years) coverage							
45-59 years Coverage as on		25/06/2022		at 12 AM			
District	Target	1st Dose Coverage	Percentage	2nd Dose Coverage	Percentage fully vaccinated	Precaution dose	%
Alappuzha	535436	438974	82%	416548	78%	3499	2%
Ernakulam	809349	783798	97%	703512	87%	15460	4%
Idukki	237564	246985	104%	219275	92%	702	0%
Kannur	527295	515943	98%	480720	91%	3200	1%
Kasaragod	253027	252271	100%	224170	89%	444	0%
Kollam	541201	560153	104%	503234	93%	3621	1%
Kottayam	478470	414219	87%	375169	78%	4718	2%
Kozhikode	658949	655243	99%	582315	88%	3952	1%
Malappuram	733338	723102	99%	629657	86%	2171	1%
Palakkad	614226	547275	89%	500577	81%	4016	2%
Pathanamthitta	264372	281857	107%	251920	95%	3575	2%
Thiruvananthapuram	735836	681766	93%	614238	83%	9961	2%
Thrissur	689418	664119	96%	626408	91%	12661	4%
Wayanad	170537	177138	104%	164314	96%	389	0%
<b>Grand Total</b>	<b>7249018</b>	<b>69,42,843</b>	<b>96%</b>	<b>62,92,057</b>	<b>87%</b>	<b>68369</b>	<b>2%</b>

TABLE6.Age-Appropriate Group (≥60 Years) Coverage as on 24/06/2022midnight

Table 6: Age appropriate group (≥ 60 years) coverage							
≥ 60 years Coverage as on		25/06/2022		at 12 AM			
District	Target	1st Dose Coverage	Percentage	2nd Dose Coverage	Percentage fully vaccinated	Precaution dose	%
Alappuzha	424565	429114	101%	401107	94%	135193	48%
Ernakulam	673885	676391	100%	621281	92%	165088	35%
Idukki	193981	194583	100%	173143	89%	30476	23%
Kannur	438602	444539	101%	412937	94%	108292	38%
Kasaragod	182460	181714	100%	160391	88%	34668	26%
Kollam	497558	499582	100%	455600	92%	121560	38%
Kottayam	418008	419763	100%	384566	92%	108170	41%
Kozhikode	526896	529299	100%	480387	91%	100354	31%
Malappuram	477642	488173	102%	434912	91%	74125	26%
Palakkad	437708	439852	100%	402395	92%	110439	42%
Pathanamthitta	311297	312278	100%	280888	90%	110045	46%
Thiruvananthapuram	630465	633138	100%	571906	91%	170532	39%
Thrissur	581781	588258	101%	558729	96%	187434	49%
Wayanad	128009	128314	100%	114461	89%	27462	27%
<b>Grand Total</b>	<b>5922857</b>	<b>59,64,998</b>	<b>101%</b>	<b>54,52,703</b>	<b>92%</b>	<b>14,83,838</b>	<b>38%</b>

TABLE 6. Age-Appropriate Group (18-44 Years) Coverage as on 24/06/2022 midnight

18-44 years Coverage as on 25/06/2022 at 12 AM							
District	Target	First Dose					
		1st Dose Coverage	Percentage	2nd Dose Coverage	Percentage fully vaccinated	Precaution dose	%
Alappuzha	744178	670206	90%	634678	85%	2108	2%
Ernakulam	1470864	1511493	103%	1235798	84%	11693	4%
Idukki	437537	419658	96%	335116	77%	517	1%
Kannur	947964	965885	102%	833867	88%	2159	2%
Kasaragod	556876	501814	90%	411367	74%	425	0%
Kollam	1054752	933205	88%	795916	75%	2226	2%
Kottayam	665544	655885	99%	569994	86%	2884	2%
Kozhikode	1313678	1223119	93%	972747	74%	2974	2%
Malappuram	1777378	1831426	103%	1394322	78%	1548	1%
Palakkad	1088327	1086896	100%	919365	84%	1765	2%
Pathanamthitta	460819	443519	96%	358233	78%	2620	3%
Thiruvananthapuram	1309099	1249472	95%	1067964	82%	8383	3%
Thrissur	1274465	1098639	86%	1030732	81%	6147	4%
Wayanad	361152	354716	98%	302731	84%	198	0%
<b>Grand Total</b>	<b>13462633</b>	<b>1,29,45,933</b>	<b>96%</b>	<b>1,08,62,830</b>	<b>81%</b>	<b>45647</b>	<b>2%</b>
*Among those who have taken first dose							

TABLE 7. Age-Appropriate Group (15-17 Years) Coverage as on 24/06/2022 midnight

15-17 years Coverage as on 25/06/2022 at 12 AM					
District	Target	1st Dose Coverage	Percentage	2nd Dose Coverage	Percentage fully vaccinated
Alappuzha	80832	79811	99%	64942	80%
Ernakulam	172307	118853	85%	87656	62%
Idukki	51339	38657	75%	29654	58%
Kannur	97722	101777	104%	74205	76%
Kasaragod	60496	51927	86%	34226	57%
Kollam	105234	98835	94%	71397	68%
Kottayam	85400	71207	83%	52924	62%
Kozhikode	143028	112106	78%	61200	43%
Malappuram	241212	186487	77%	86052	36%
Palakkad	132742	116562	88%	83778	63%
Pathanamthitta	48854	40583	83%	32114	66%
Thiruvananthapuram	145238	113394	78%	78078	54%
Thrissur	123540	125442	102%	97372	79%
Wayanad	29245	36614	125%	24686	84%
<b>Grand Total</b>	<b>1,517,189</b>	<b>12,92,255</b>	<b>84%</b>	<b>8,78,284</b>	<b>57%</b>

Table 8: Age appropriate group (12-14 years) Coverage as on 24/06/2022 midnight

12-14 years Coverage as on 25/06/2022 at 12 AM					
District	Target	1st Dose Coverage	Percentage	2nd Dose Coverage	Percentage fully vaccinated
Alappuzha	43284	48893	113%	28449	66%
Ernakulam	90244	68304	76%	20429	23%
Idukki	29672	22732	77%	11196	38%
Kannur	89079	48816	55%	21869	25%
Kasaragod	39968	26408	66%	7722	19%
Kollam	69984	52489	75%	20687	30%
Kottayam	55571	43472	78%	20715	37%
Kozhikode	103644	40940	40%	7219	7%
Malappuram	159652	81341	51%	12672	8%
Palakkad	75249	50486	67%	24286	32%
Pathanamthitta	33203	22213	67%	12079	36%
Thiruvananthapuram	93804	65430	70%	25163	27%
Thrissur	99789	70370	71%	38056	38%
Wayanad	27857	17960	64%	7270	26%
<b>Grand Total</b>	<b>10,11,000</b>	<b>6,59,854</b>	<b>65%</b>	<b>2,57,812</b>	<b>26%</b>

TABLE9.State Summary (18+) as on 24/06/2022 midnight

State Summary (18+) 25/06/2022 at 12 AM							
District	Target	First Dose	Percentage	Second Dose	Percentage*	Precaution Dose	Percentage
Alappuzha	1704179	1606447	94%	1516327	89%	168546	26%
Ernakulam	2954098	3112189	105%	2686778	91%	243852	19%
Idukki	869082	897777	103%	761890	88%	43442	12%
Kannur	1913861	2008143	105%	1805050	94%	145459	19%
Kasaragod	992363	972024	98%	829235	84%	46819	11%
Kollam	2093511	2071215	99%	1827427	87%	153957	19%
Kottayam	1562022	1560714	100%	1396656	89%	144766	22%
Kozhikode	2499523	2515669	101%	2135974	85%	135687	15%
Malappuram	2988358	3141453	105%	2552183	85%	110111	13%
Palakkad	2140261	2156796	101%	1899906	89%	149542	22%
Pathanamthitta	1036488	1092241	105%	938669	91%	135824	25%
Thiruvananthapuram	2675400	2710817	101%	2388161	89%	240182	19%
Thrissur	2545664	2444835	96%	2305822	91%	252656	27%
Wayanad	659698	691167	105%	610898	93%	38740	12%
<b>Grand Total</b>	<b>2,66,34,508</b>	<b>2,69,81,487</b>	<b>101%</b>	<b>2,36,54,976</b>	<b>89%</b>	<b>2009583</b>	<b>19%</b>

\*Revised target population(> 18 years) as per MOHFW is 2.67 crores

\*As per letter from Additional Secretary MOHFW- D O No 2317579/2021/Imm dated 15/09/2021

TABLE 10. Achievement for the day 24/06/2022 midnight

Daily achievement		24/06/2022		
District	First Dose	Second Dose	Precaution dose	Total Doses Administered
Alappuzha	83	226	524	833
Ernakulam	639	2264	4372	7275
Idukki	121	514	258	893
Kannur	485	714	627	1826
Kasaragod	238	202	68	508
Kollam	85	529	924	1538
Kottayam	263	752	1271	2286
Kozhikode	437	1006	2583	4026
Malappuram	2969	1484	620	5073
Palakkad	243	409	626	1278
Pathanamthitta	63	286	554	903
Thiruvananthapuram	318	118	749	1185
Thrissur	306	1683	2098	4087
Wayanad	363	570	200	1133
<b>Grand Total</b>	<b>6613</b>	<b>10757</b>	<b>15474</b>	<b>32844</b>

\*\* Vaccine stock details couldn't be downloaded from e-VIN portal as the portal is down.

TABLE11.COVID Vaccination related sites

<a href="mailto:support@cowin.gov.in">support@cowin.gov.in</a> <a href="https://www.cowin.gov.in/home">https://www.cowin.gov.in/home</a> <a href="https://dashboard.kerala.gov.in/">https://dashboard.kerala.gov.in/</a> <a href="https://dhs.kerala.gov.in/https://aogyakeralam.gov.in/https://sha.kerala.gov.in/">https://dhs.kerala.gov.in/https://aogyakeralam.gov.in/https://sha.kerala.gov.in/</a>
---

TABLE10.COVID Vaccination related Helpline numbers

National/State/District	Line1	Line2	Line3
National Helpline	1075	+91 1123978046	0120 4473222
Disha	1056	04712552056	
StateCallCenter	04712309251	04712309252	04712309255
Thiruvananthapuram	9188610100	1077	
Kollam	04742797609	8589015556	
Pathanamthitta	04682222515	04682228220	
Alappuzha	04772239999		
Kottayam	04812565200	04812304800	04812581900
Idukki	18004255640	04862232220	04862233118
Ernakulam	9072303861		
Thrissur	9400066921	9400066922	9400066923
Palakkad	04912505264	04912505189	8943341439
Malappuram	04832733253	04832737858	04832733252
Kozhikode	7594001442		
Wayanad	04936202343	04936202375	9072510900
Kannur	04972700194		
Kasargod	9061076590	9061079244	9061078026