



കേരള സർക്കാർ

www.health.kerala.gov.in

**COVID-19 OUTBREAK CONTROL AND PREVENTION STATE CELL
HEALTH&FAMILY WELFARE DEPARTMENT**

controlroomdhskerala@gmail.com

www.dhs.kerala.gov.in

Kerala HEALTH-COVID-19 DAILY VACCINATION BULLETIN

Date: 20/06/2022

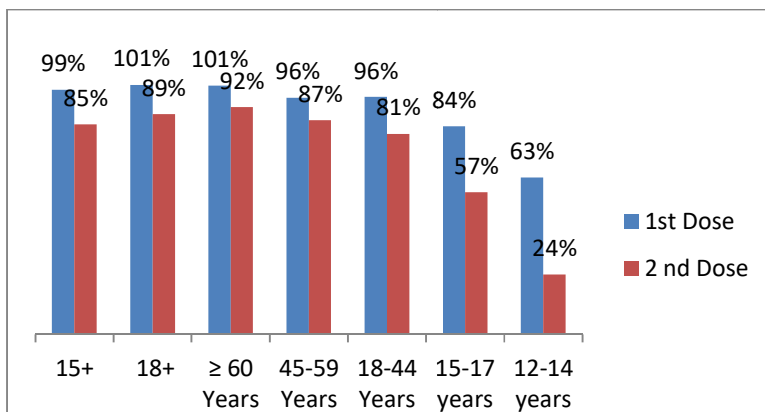
**OUR HEALTH OUR RESPONSIBILITY
VACCINE ADVISORY**

- *People who are vaccinated with Covid Vaccine are reported to have reduced Covid related ICU admissions, serious disease and death.*
- *Early vaccination is useful to safeguard our life from this deadly disease.*
- *Vaccination sessions are planned as per the availability of vaccine. All are requested to cooperate.*
- *After receiving the first dose, second dose of Covishield vaccine is to be taken between 12–16weeks and second dose of Covaxin between 4-6 weeks.*
- *Covid vaccination is currently available to all above 15 years. Children in 15-18 age group will get Covaxin.*
- *Health Staffs, Frontline workers and people above 60 years with co-morbidities will get precaution dose after 9 months or 39 weeks from the second dose. The Same vaccine administered as first and second dose is to be taken as precaution dose. People above 60 years with co-morbidities should take medical advice before receiving precaution dose.*
- *Vaccination is available free of cost in all Government covid vaccination centers, and at a nominal rate (as per the Gol order F.No.2079203/2021/Immunization) in selected private Hospitals.*
- **ENSURE ALL YOUR ELIGIBLE FAMILY MEMBERS ARE PROTECTED BY RECEIVING ANY OF THE AVAILABLE COVID VACCINE.**
- **“BOTH COVAXIN AND COVISHIELD ARE EQUALLY EFFECTIVE AND SAFE”**
- **“BE FULLY PROTECTED – GET THE SECOND DOSE AT YOUR SCHEDULED TIME”**

ANALYSIS

COVID-19 mass vaccinations are showing signs of preventing illness and steep decline in cases and hospital admissions in countries which done vaccination. Kerala started its vaccination for health care workers from January 16, 2021. The COVID-19 Vaccines Operational Guidelines issued by the Ministry of Health and Family Welfare, Govt. of India, 28th December 2020 and all subsequent Guidelines issued by Ministry of Health and Family Welfare, Govt of India are followed at the sites and all vaccination lanes

Summary of COVID Vaccine Administered as on 20/06/2022 midnight

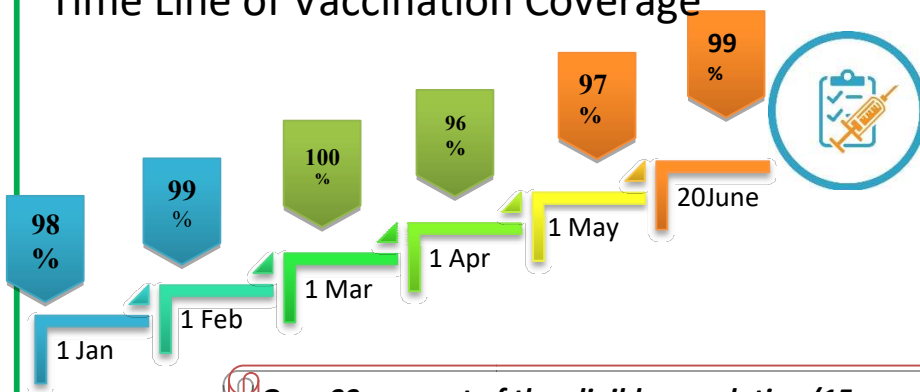


99% of eligible population vaccinated with a single dose till June 20

85% of eligible population vaccinated with double dose till June 20

State has vaccinated about **84%** of children aged 15 - 17 years with a single dose

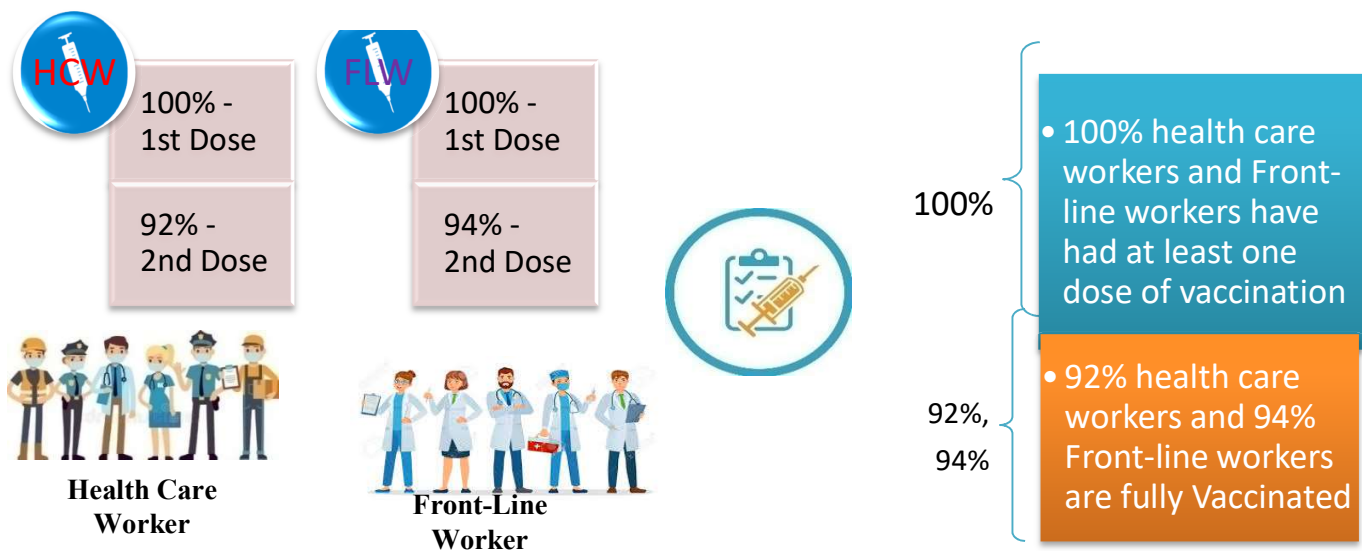
Time Line of Vaccination Coverage



Kerala began administration of COVID 19 Vaccines on 16th January, 2021. As of 20th June 2022, Kerala has administered over 55 million doses overall, including first and second doses of vaccines.


Over 99 per cent of the eligible population (15 + years) in Kerala has been administered the first dose of the Covid-19 vaccine. The state has achieved the target within 510 days since the beginning of the vaccination drive on January 16, 2021

Health Care Workers & Front-line Workers Vaccinated



Are You Vaccinated? You Still Need to Practice: SMS

- Even after vaccination, follow COVID appropriate behavior
- Practice Social Distancing and greet without physical contact
- Always wear clean face mask
- Wash your hands thoroughly and frequently or use hand sanitizer
- Follow the current COVID 19 guidelines to prevent further spread
- Stay Safe. Stay Strong. Get Vaccinated



Even After Getting Vaccinated Keep Taking Precautions to Protect Your Self



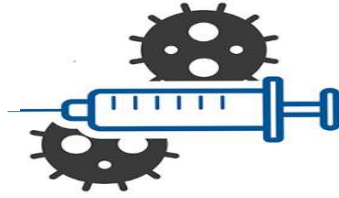
The Race Towards Full Vaccination - Weekly Trend

11th – 17th June 2022

Kerala Administered over

1.22 Lakh

COVID Vaccine Doses during 11th to 17th June, 2022



From 11th to 17th June 2022 on average

0.17 lakh

doses were administered daily.

Average Doses Administered Per day per week (in 1000)



Trend in average per day vaccination (in 1000) for the last two weeks

WYD	163	←	232
IDK	294	→	401
KSD	334	→	485
PTA	337	←	404
ALP	652	←	666
PKD	613	←	799
KNR	770	←	873
KLM	1,048	→	1,307
EKM	1,222	→	1,536
KKD	987	←	1,346
MLP	1,640	→	4,894
TVM	1,674	→	2,118
TSR	1,538	←	1,697
KTM	1,713	←	1,968

Race Against Time – Vaccination Quarterly Status

(Q1:16th Jan-Mar, Q2: Apr-June, Q3: July-Sep, Q4: Oct - Dec)

Daily Average Doses Administered per Quarter

In the first Quarter, only 42201 first doses and 5324 second doses were administered daily on average. During the second, third and fourth quarters, the daily vaccination of the first and second doses increased significantly.



Vaccination Achievement per Quarter

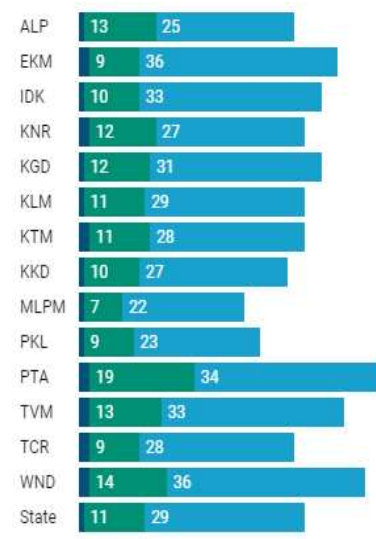
In the third quarter of the immunization drive, 52% of the eligible population (18 + age) in Kerala were given the first dose and 29% the second dose.

■ Q1 ■ Q2 ■ Q3

First Dose

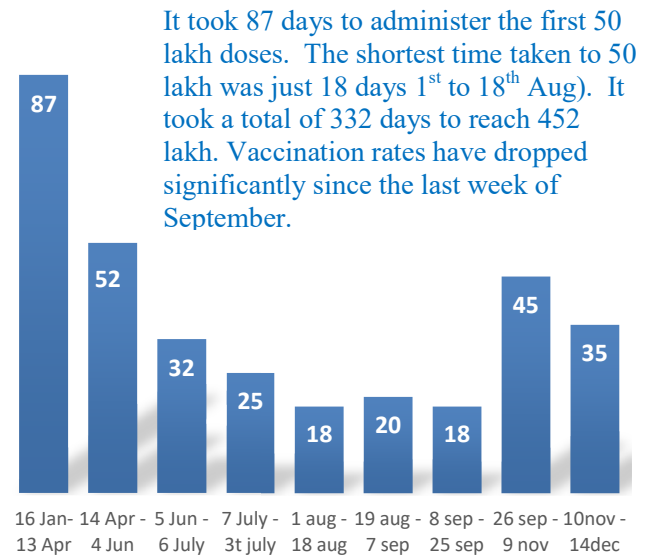


Second Dose



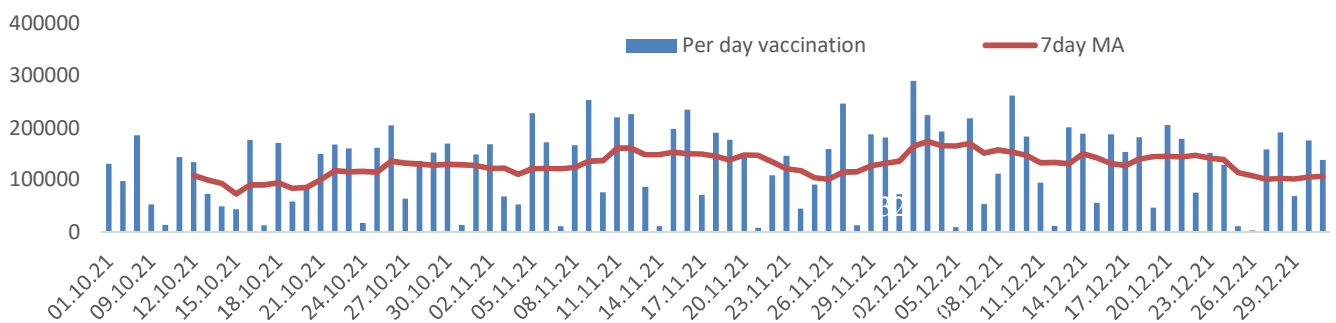
Dose Progression

The chart shows the days taken for total COVID-19 Vaccination doses (both first and second) in Kerala to cross every 50 lakh dose mark



Vaccine Administered per Day and 7 days Moving Average in Last Quarter (Oct -Dec)

The seven-day moving average of daily doses in the last quarter showed a peak on December 2nd and continued to fluctuate thereafter



Important Message to the Public

- a. *Infection or infection rate is only a part and disease manifestation of disease is to be monitored*
- b. *Fatality among vaccinated people is very less. Disease severity among vaccinated people is less.*
- c. *People with comorbidity should be careful. Once detected covid positive they should get admitted and do not stay at home.*
- d. *Death among non-vaccinated people, especially people with comorbidity is because of late arrival in hospitals*
- e. *Diabetes and Hypertension together is the most common cause of patient death if they arrive late.*
- f. *Vaccinated people, only if symptomatic are advised to consult Doctor.*
- g. *Non Vaccinated people, if symptomatic, may do RTPCR test*
- h. *Antigen testing is only for emergency purpose*
- i. *Non vaccinated people with co-morbidities to do testing by RTPCR and consult doctor*
- j. *Repeat RTPCR is not needed among the people who are detected COVID positive in the previous 2 months*
- k. *All young person detected positive and at home isolation should do glucose test*

TABLE1.Total Vaccination done in the State as on 20/06/2022 midnight

State Summary (15+ years)-Total doses administered till 21/06/2022 at 12 AM								
District	Target	First Dose	Percent age	Second Dose	Percentage*	Precaution Dose	Percentage	Total doses administered
Alappuzha	1829568	1734888	95%	1608422	88%	165471	27%	35,08,781
Ernakulam	3217878	3297822	103%	2789677	87%	232114	19%	63,19,613
Idukki	950762	958722	101%	801239	84%	42568	12%	18,02,529
Kannur	2100307	2158039	103%	1899600	90%	142816	20%	42,00,455
Kasaragod	1092141	1048481	96%	869201	80%	46531	11%	19,64,213
Kollam	2268371	2222072	98%	1917234	85%	148530	19%	42,87,836
Kottayam	1704500	1674593	98%	1467882	86%	139629	22%	32,82,104
Kozhikode	2746273	2666942	97%	2202217	80%	130465	15%	49,99,624
Malappuram	3386535	3395730	100%	2646554	78%	107738	13%	61,50,022
Palakkad	2349082	2322922	99%	2006407	85%	146472	23%	44,75,801
Pathanamthitta	1118564	1154854	103%	982027	88%	132626	25%	22,69,507
Thiruvananthapuram	2914006	2888173	99%	2488007	85%	233834	20%	56,10,014
Thrissur	2767777	2639962	95%	2437438	88%	243010	26%	53,20,410
Wayanad	716933	744684	104%	641234	89%	38149	12%	14,24,067
Grand Total	29,162,697	2,89,07,884	99%	2,47,57,139	85%	19,49,953	20%	5,56,14,976

TABLE2.Covid-19 Vaccination Center Functional in the State as on 20/06/2022 midnight(21/06/2022 12AM)

DISTRICTS	12+	15+	18+	Total
Alappuzha	84	0	91	175
Ernakulam	8	7	47	62
Idukki	3	7	22	32
Kannur	4	4	32	40
Kasaragod	14	0	50	64
Kollam	4	10	26	40
Kottayam	6	4	45	55
Kozhikode	9	14	46	69
Malappuram	39	26	48	113
Palakkad	3	6	29	38
Pathanamthitta	2	10	13	25
Thiruvananthapuram	0	121	13	134
Thrissur	33	115	141	289
Wayanad	7	7	7	21
GrandTotal	216	331	610	1157

TABLE3. Health Care Workers Coverage as on 20/06/2022 midnight

<i>DISTRICT</i>	<i>1st DOSE</i>	<i>2nd Dose</i>	<i>% fully vaccinated</i>	<i>Precaution dose</i>	<i>Precaution dose (%) *</i>
Alappuzha	29022	27234	94%	13940	54%
Ernakulam	85569	75823	89%	32293	45%
Idukki	13556	13009	96%	6016	49%
Kannur	40390	37545	93%	18750	52%
Kasaragod	11610	10822	93%	4921	48%
Kollam	36040	33821	94%	15490	48%
Kottayam	38706	36316	94%	17319	50%
Kozhikode	52735	47959	91%	18481	41%
Malappuram	44834	42004	94%	18076	46%
Palakkad	34676	32018	92%	16014	53%
Pathanamthitta	29337	25086	86%	12040	51%
Thiruvananthapuram	73433	66409	90%	27745	44%
Thrissur	51910	49200	95%	27125	58%
Wayanad	13978	13296	95%	6507	51%
Grand Total	555796	510542	92%	234717	49%

1st Dose coverage for HCW is 100%

*Proportion of beneficiaries who are eligible (completed 9 months after 2nd dose)

TABLE4. Frontline workers Coverage as on 20/06/2022 midnight

<i>DISTRICT</i>	<i>1st dose</i>	<i>2nd Dose</i>	<i>% fully vaccinated</i>	<i>Precaution dose</i>	<i>Precaution dose(%) *</i>
Alappuzha	39131	36756	94%	13504	38%
Ernakulam	54935	50354	92%	18803	40%
Idukki	22995	21346	93%	5604	28%
Kannur	41386	39973	97%	12842	33%
Kasaragod	24615	22484	91%	6332	29%
Kollam	42235	38845	92%	10749	30%
Kottayam	32141	30608	95%	11398	39%
Kozhikode	55273	52561	95%	9635	20%
Malappuram	53916	51284	95%	13927	29%
Palakkad	48097	45549	95%	17099	40%
Pathanamthitta	25250	22536	89%	7301	35%
Thiruvananthapuram	73005	67629	93%	22629	37%
Thrissur	41909	40740	97%	18579	48%
Wayanad	17021	16096	95%	4082	27%
Grand Total	571909	536761	94%	172484	34%

1st Dose coverage for FLW is 100%

*Proportion of beneficiaries who are eligible (completed 9 months after 2nd dose)

TABLE5.Age-Appropriate Group (45-59 Years) Coverage as on 20/06/2022 midnight

Table 5: Age appropriate group (45-59 years) coverage							
45-59 years Coverage as on		21/06/2022		at 12 AM			
District	Target	1st Dose Coverage	Percentage	2nd Dose Coverage	Percentage fully vaccinated	Precaution dose	%
Alappuzha	535436	438967	82%	416484	78%	3346	2%
Ernakulam	809349	783741	97%	703286	87%	14683	4%
Idukki	237564	246980	104%	219261	92%	672	0%
Kannur	527295	515928	98%	480610	91%	3070	1%
Kasaragod	253027	252270	100%	224159	89%	413	0%
Kollam	541201	560126	103%	503088	93%	3434	1%
Kottayam	478470	414206	87%	375025	78%	4443	2%
Kozhikode	658949	655202	99%	582166	88%	3757	1%
Malappuram	733338	723085	99%	629436	86%	2038	1%
Palakkad	614226	547263	89%	500472	81%	3768	2%
Pathanamthitta	264372	281852	107%	251879	95%	3390	2%
Thiruvananthapuram	735836	681736	93%	614079	83%	9545	2%
Thrissur	689418	664091	96%	626172	91%	12050	4%
Wayanad	170537	177135	104%	164306	96%	370	0%
Grand Total	7249018	69,42,582	96%	62,90,423	87%	64979	2%

TABLE6.Age-Appropriate Group (≥60 Years) Coverage as on 20/06/2022midnight

Table 6: Age appropriate group (≥ 60 years) coverage							
≥ 60 years Coverage as on		21/06/2022		at 12 AM			
District	Target	1st Dose Coverage	Percentage	2nd Dose Coverage	Percentage fully vaccinated	Precaution dose	%
Alappuzha	424565	429092	101%	401031	94%	132785	48%
Ernakulam	673885	676335	100%	621057	92%	156070	35%
Idukki	193981	194578	100%	173112	89%	29811	23%
Kannur	438602	444524	101%	412862	94%	106198	38%
Kasaragod	182460	181713	100%	160389	88%	34506	26%
Kollam	497558	499554	100%	455417	92%	116896	37%
Kottayam	418008	419744	100%	384397	92%	103933	40%
Kozhikode	526896	529269	100%	480262	91%	95981	31%
Malappuram	477642	488160	102%	434803	91%	72347	27%
Palakkad	437708	439842	100%	402348	92%	108074	43%
Pathanamthitta	311297	312260	100%	280805	90%	107556	46%
Thiruvananthapuram	630465	633105	100%	571745	91%	166425	39%
Thrissur	581781	588227	101%	558606	96%	179878	48%
Wayanad	128009	128306	100%	114428	89%	27017	27%
Grand Total	5922857	59,64,709	101%	54,51,262	92%	14,37,477	38%

TABLE 6. Age-Appropriate Group (18-44 Years) Coverage as on 20/06/2022 midnight

18-44 years Coverage as on 21/06/2022 at 12 AM							
District	Target	First Dose					
		1st Dose Coverage	Percentage	2nd Dose Coverage	Percentage fully vaccinated	Precaution dose	%
Alappuzha	744178	670146	90%	634388	85%	1896	2%
Ernakulam	1470864	1511190	103%	1234444	84%	10265	4%
Idukki	437537	419626	96%	334920	77%	465	1%
Kannur	947964	965769	102%	833221	88%	1956	1%
Kasaragod	556876	501796	90%	411250	74%	359	0%
Kollam	1054752	933049	88%	795090	75%	1961	2%
Kottayam	665544	655735	99%	569347	86%	2536	2%
Kozhikode	1313678	1222858	93%	971858	74%	2611	2%
Malappuram	1777378	1831091	103%	1393006	78%	1350	1%
Palakkad	1088327	1086784	100%	918701	84%	1517	1%
Pathanamthitta	460819	443461	96%	357983	78%	2339	3%
Thiruvananthapuram	1309099	1249254	95%	1066931	82%	7490	3%
Thrissur	1274465	1098459	86%	1029533	81%	5378	3%
Wayanad	361152	354690	98%	302608	84%	173	0%
Grand Total	13462633	1,29,43,908	96%	1,08,53,280	81%	40296	2%
*Among those who have taken first dose							

TABLE 7. Age-Appropriate Group (15-17 Years) Coverage as on 20/06/2022 midnight

15-17 years Coverage as on 21/06/2022 at 12 AM					
District	Target	1st Dose Coverage	Percentage	2nd Dose Coverage	Percentage fully vaccinated
Alappuzha	80832	79795	99%	64880	80%
Ernakulam	172307	118498	69%	86799	50%
Idukki	51339	38566	75%	29343	57%
Kannur	97722	101703	104%	73990	76%
Kasaragod	60496	51626	85%	33881	56%
Kollam	105234	98674	94%	70846	67%
Kottayam	85400	70922	83%	52208	61%
Kozhikode	143028	111912	78%	60877	43%
Malappuram	241212	184601	77%	84650	35%
Palakkad	132742	116304	88%	83282	63%
Pathanamthitta	48854	40542	83%	31899	65%
Thiruvananthapuram	145238	112740	78%	76107	52%
Thrissur	123540	125269	101%	96618	78%
Wayanad	29245	36508	125%	24394	83%
Grand Total	1,517,189	12,87,660	84%	8,69,774	57%

Table 8: Age appropriate group (12-14 years) Coverage as on 20/06/2022 midnight

12-14 years Coverage as on 21/06/2022 at 12 AM					
District	Target	1st Dose Coverage	Percentage	2nd Dose Coverage	Percentage fully vaccinated
Alappuzha	43284	48735	113%	27649	64%
Ernakulam	90244	67554	75%	17914	20%
Idukki	29672	22421	76%	10248	35%
Kannur	89079	48339	54%	21399	24%
Kasaragod	39968	24851	62%	6216	16%
Kollam	69984	52394	75%	20127	29%
Kottayam	55571	43139	78%	19981	36%
Kozhikode	103644	39693	38%	6534	6%
Malappuram	159652	70043	44%	11371	7%
Palakkad	75249	49956	66%	24037	32%
Pathanamthitta	33203	22152	67%	11839	36%
Thiruvananthapuram	93804	64900	69%	25107	27%
Thrissur	99789	70097	70%	36569	37%
Wayanad	27857	17046	61%	6106	22%
Grand Total	10,11,000	6,41,320	63%	2,45,097	24%

TABLE9.State Summary (18+) as on 20/06/2022 midnight

State Summary (18+) 21/06/2022 at 12 AM							
District	Target	First Dose	Percentage	Second Dose	Percentage*	Precaution Dose	Percentage
Alappuzha	1704179	1606358	94%	1515893	89%	165471	27%
Ernakulam	2954098	3111770	105%	2684964	91%	232114	19%
Idukki	869082	897735	103%	761648	88%	42568	12%
Kannur	1913861	2007997	105%	1804211	94%	142816	20%
Kasaragod	992363	972004	98%	829104	84%	46531	11%
Kollam	2093511	2071004	99%	1826261	87%	148530	19%
Kottayam	1562022	1560532	100%	1395693	89%	139629	22%
Kozhikode	2499523	2515337	101%	2134806	85%	130465	15%
Malappuram	2988358	3141086	105%	2550533	85%	107738	13%
Palakkad	2140261	2156662	101%	1899088	89%	146472	23%
Pathanamthitta	1036488	1092160	105%	938289	91%	132626	25%
Thiruvananthapuram	2675400	2710533	101%	2386793	89%	233834	20%
Thrissur	2545664	2444596	96%	2304251	91%	243010	26%
Wayanad	659698	691130	105%	610734	93%	38149	12%
Grand Total	2,66,34,508	2,69,78,904	101%	2,36,42,268	89%	1949953	20%

*Revised target population(> 18 years) as per MOHFW is 2.67 crores

*As per letter from Additional Secretary MOHFW- D O No 2317579/2021/Imm dated 15/09/2021

TABLE 10. Achievement for the day 20/06/2022 midnight

Daily achievement 20/06/2022				
District	First Dose	Second Dose	Precaution dose	Total Doses Administered
Alappuzha	111	631	1930	2672
Ernakulam	226	852	2350	3428
Idukki	83	269	461	813
Kannur	134	461	902	1497
Kasaragod	340	574	164	1078
Kollam	84	434	1532	2050
Kottayam	192	574	2126	2892
Kozhikode	441	991	1472	2904
Malappuram	4905	1962	1184	8051
Palakkad	130	548	1538	2216
Pathanamthitta	13	94	700	807
Thiruvananthapuram	380	611	734	1725
Thrissur	292	1611	4876	6779
Wayanad	152	359	156	667
Grand Total	7483	9971	20125	37579

** Vaccine stock details couldn't be downloaded from e-VIN portal as the portal is down.

TABLE11.COVID Vaccination related sites

support@cowin.gov.in https://www.cowin.gov.in/home https://dashboard.kerala.gov.in/ https://dhs.kerala.gov.in/https://aogyakeralam.gov.in/https://sha.kerala.gov.in/

TABLE10.COVID Vaccination related Helpline numbers

National/State/District	Line1	Line2	Line3
National Helpline	1075	+91 1123978046	0120 4473222
Disha	1056	04712552056	
StateCallCenter	04712309251	04712309252	04712309255
Thiruvananthapuram	9188610100	1077	
Kollam	04742797609	8589015556	
Pathanamthitta	04682222515	04682228220	
Alappuzha	04772239999		
Kottayam	04812565200	04812304800	04812581900
Idukki	18004255640	04862232220	04862233118
Ernakulam	9072303861		
Thrissur	9400066921	9400066922	9400066923
Palakkad	04912505264	04912505189	8943341439
Malappuram	04832733253	04832737858	04832733252
Kozhikode	7594001442		
Wayanad	04936202343	04936202375	9072510900
Kannur	04972700194		
Kasargod	9061076590	9061079244	9061078026