



www.health.kerala.gov.in

**COVID-19 OUTBREAK CONTROL AND PREVENTION STATE CELL
HEALTH&FAMILY WELFARE DEPARTMENT**

controlroomdhskerala@gmail.com

www.dhs.kerala.gov.in

Kerala HEALTH-COVID-19 DAILY VACCINATION BULLETIN

Date: 22/06/2022

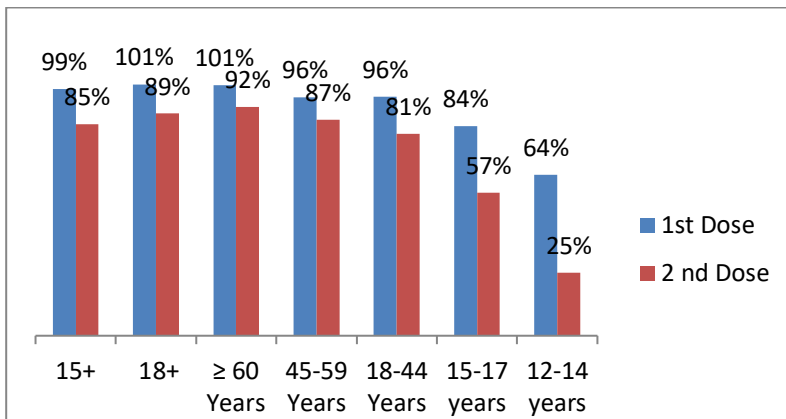
**OUR HEALTH OUR RESPONSIBILITY
VACCINE ADVISORY**

- *People who are vaccinated with Covid Vaccine are reported to have reduced Covid related ICU admissions, serious disease and death.*
- *Early vaccination is useful to safeguard our life from this deadly disease.*
- *Vaccination sessions are planned as per the availability of vaccine. All are requested to cooperate.*
- *After receiving the first dose, second dose of Covishield vaccine is to be taken between 12–16weeks and second dose of Covaxin between 4-6 weeks.*
- *Covid vaccination is currently available to all above 15 years. Children in 15-18 age group will get Covaxin.*
- *Health Staffs, Frontline workers and people above 60 years with co-morbidities will get precaution dose after 9 months or 39 weeks from the second dose. The Same vaccine administered as first and second dose is to be taken as precaution dose. People above 60 years with co-morbidities should take medical advice before receiving precaution dose.*
- *Vaccination is available free of cost in all Government covid vaccination centers, and at a nominal rate (as per the Gol order F.No.2079203/2021/Immunization) in selected private Hospitals.*
- **ENSURE ALL YOUR ELIGIBLE FAMILY MEMBERS ARE PROTECTED BY RECEIVING ANY OF THE AVAILABLE COVID VACCINE.**
- **“BOTH COVAXIN AND COVISHIELD ARE EQUALLY EFFECTIVE AND SAFE”**
- **“BE FULLY PROTECTED – GET THE SECOND DOSE AT YOUR SCHEDULED TIME”**

ANALYSIS

COVID-19 mass vaccinations are showing signs of preventing illness and steep decline in cases and hospital admissions in countries which done vaccination. Kerala started its vaccination for health care workers from January 16, 2021. The COVID-19 Vaccines Operational Guidelines issued by the Ministry of Health and Family Welfare, Govt. of India, 28th December 2020 and all subsequent Guidelines issued by Ministry of Health and Family Welfare, Govt of India are followed at the sites and all vaccination lanes

Summary of COVID Vaccine Administered as on 22/06/2022 midnight

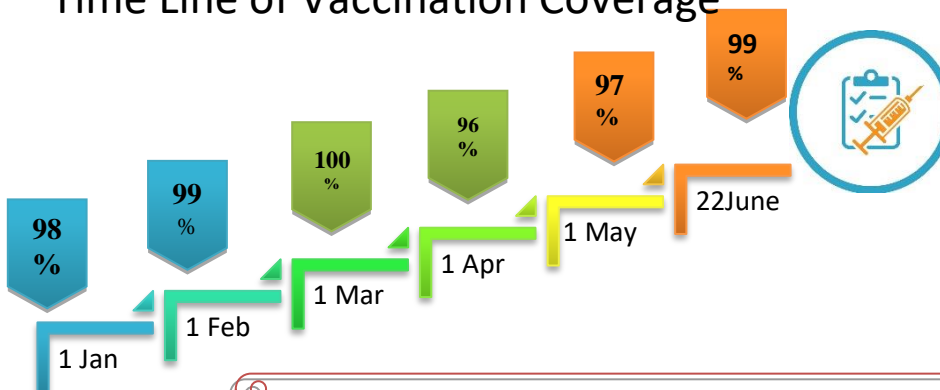


99% of eligible population vaccinated with a single dose till June 22

85% of eligible population vaccinated with double dose till June 22

State has vaccinated about **84%** of children aged 15 - 17 years with a single dose

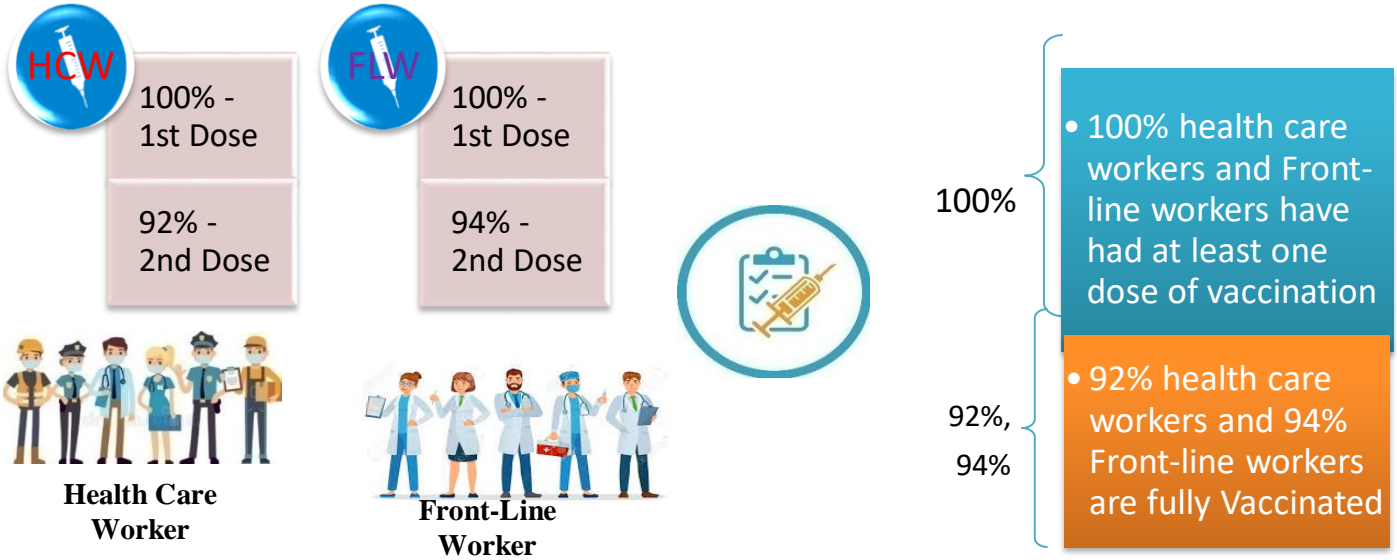
Time Line of Vaccination Coverage



Kerala began administration of COVID 19 Vaccines on 16th January, 2021. As of 22th June 2022, Kerala has administered over 55 million doses overall, including first and second doses of vaccines.


Over 99 per cent of the eligible population (15 + years) in Kerala has been administered the first dose of the Covid-19 vaccine. The state has achieved the target within 510 days since the beginning of the vaccination drive on January 16, 2021

Health Care Workers & Front-line Workers Vaccinated



Are You Vaccinated? You Still Need to Practice: SMS

- Even after vaccination, follow COVID appropriate behavior
- Practice Social Distancing and greet without physical contact
- Always wear clean face mask
- Wash your hands thoroughly and frequently or use hand sanitizer
- Follow the current COVID 19 guidelines to prevent further spread
- Stay Safe. Stay Strong. Get Vaccinated



Even After Getting Vaccinated Keep Taking Precautions to Protect Your Self



GET VACCINATED



WASH YOUR HANDS



WEAR A MASK



KEEP YOUR DISTANCE

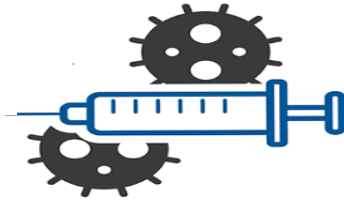
The Race Towards Full Vaccination - Weekly Trend

11th – 17th June 2022

Kerala Administered over

1.22 Lakh

COVID Vaccine Doses during 11th to 17th June, 2022

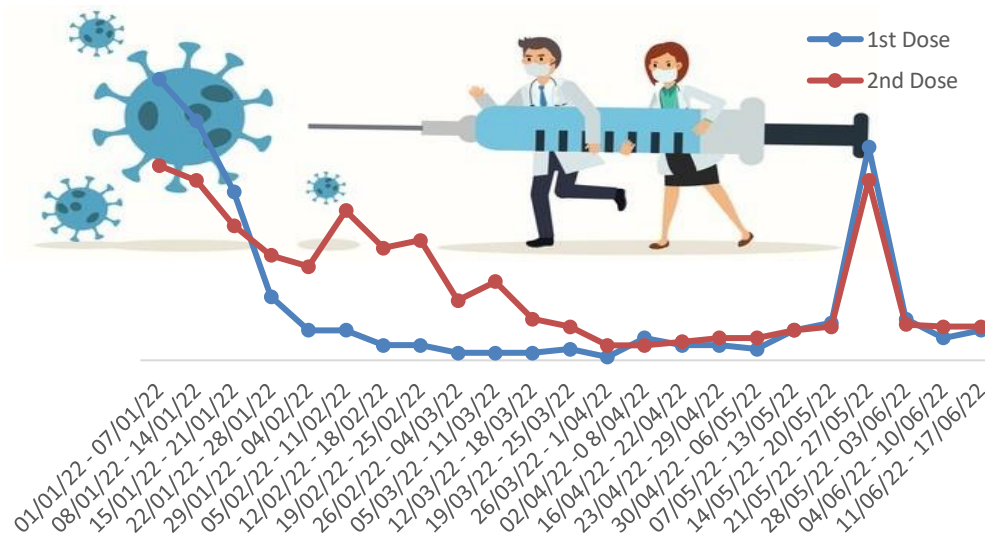


From 11th to 17th June 2022 on average

0.17 lakh

doses were administered daily.

Average Doses Administered Per day per week (in 1000)



Trend in average per day vaccination (in 1000) for the last two weeks

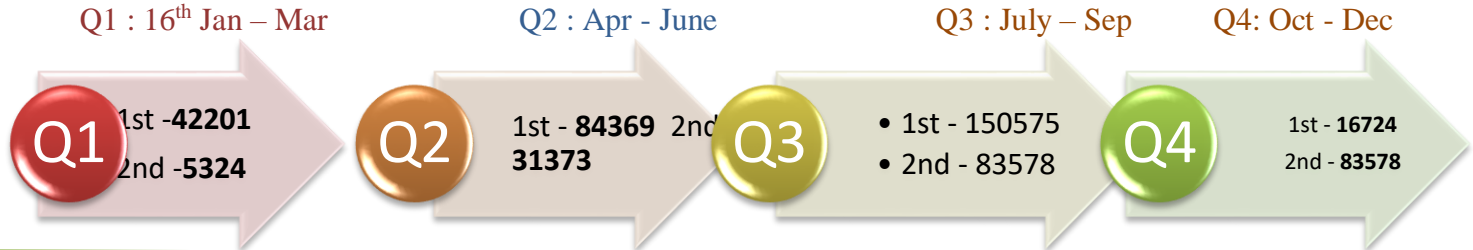
WYD	163	←	232
IDK	294	→	401
KSD	334	→	485
PTA	337	←	404
ALP	652	←	666
PKD	613	←	799
KNR	770	←	873
KLM	1,048	→	1,307
EKM	1,222	→	1,536
KKD	987	←	1,346
MLP	1,640	→	4,894
TVM	1,674	→	2,118
TSR	1,538	←	1,697
KTM	1,713	←	1,968

Race Against Time – Vaccination Quarterly Status

(Q1:16th Jan-Mar, Q2: Apr-June, Q3: July-Sep, Q4: Oct - Dec)

Daily Average Doses Administered per Quarter

In the first Quarter, only 42201 first doses and 5324 second doses were administered daily on average. During the second, third and fourth quarters, the daily vaccination of the first and second doses increased significantly.



Vaccination Achievement per Quarter

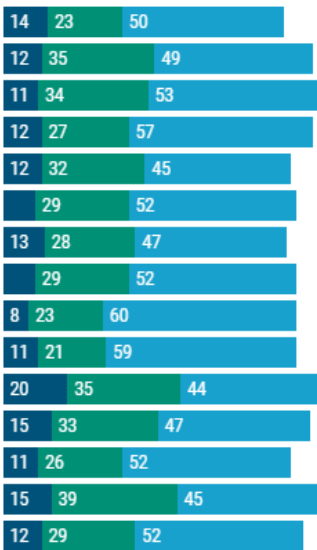
In the third quarter of the immunization drive, 52% of the eligible population (18 + age) in Kerala were given the first dose and 29% the second dose.

Dose Progression

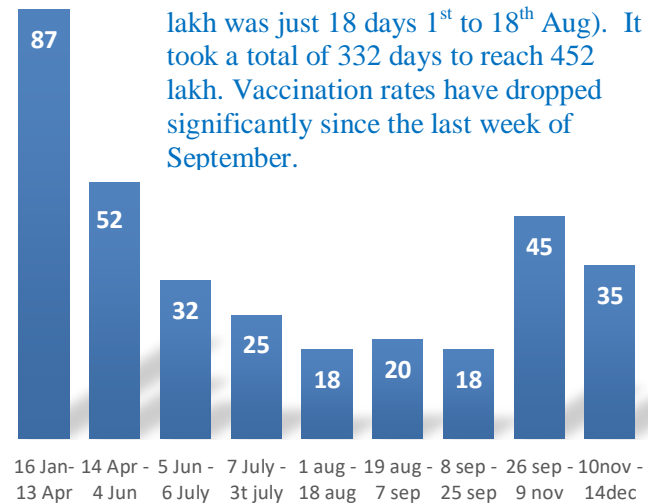
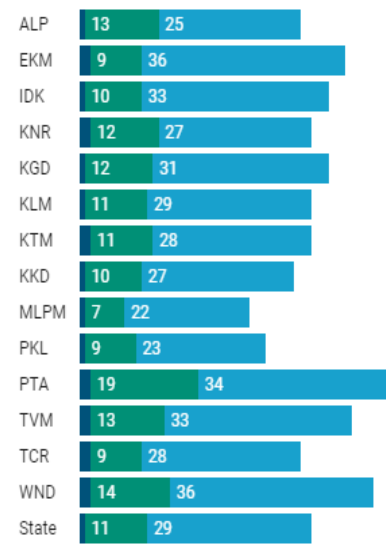
The chart shows the days taken for total COVID-19 Vaccination doses (both first and second) in Kerala to cross every 50 lakh dose mark

■ Q1 ■ Q2 ■ Q3

First Dose



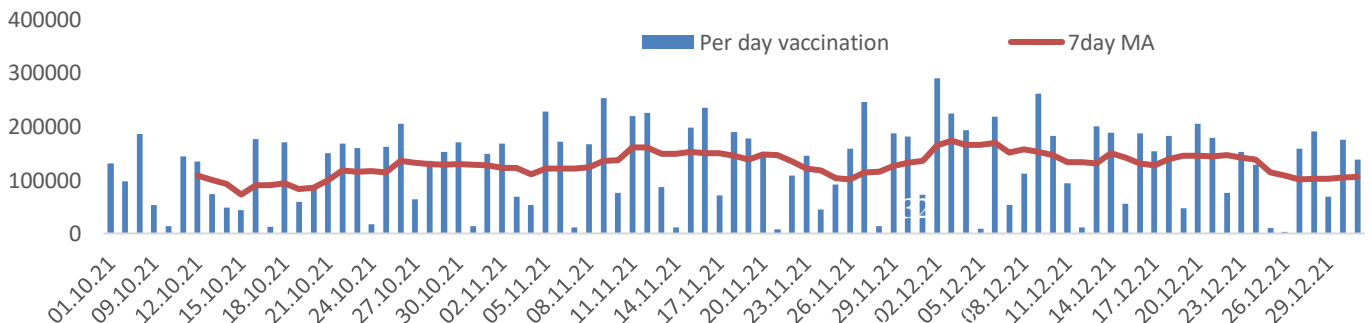
Second Dose



It took 87 days to administer the first 50 lakh doses. The shortest time taken to 50 lakh was just 18 days 1st to 18th Aug). It took a total of 332 days to reach 452 lakh. Vaccination rates have dropped significantly since the last week of September.

Vaccine Administered per Day and 7 days Moving Average in Last Quarter (Oct -Dec)

The seven-day moving average of daily doses in the last quarter showed a peak on December 2nd and continued to fluctuate thereafter



Important Message to the Public

- a. *Infection or infection rate is only a part and disease manifestation of disease is to be monitored*
- b. *Fatality among vaccinated people is very less. Disease severity among vaccinated people is less.*
- c. *People with comorbidity should be careful. Once detected covid positive they should get admitted and do not stay at home.*
- d. *Death in covid positive cases are among unvaccinated people, especially having comorbidities like Diabetes and Hypertension*
- e. *Late arrival to hospitals is one of the reason for Death among people with comorbidities*
- f. *Vaccinated people, only if symptomatic are advised to consult Doctor.*
- g. *Non Vaccinated people, if symptomatic, may do RTPCR test*
- h. *Antigen testing is only for emergency purpose*
- i. *Non vaccinated people with co-morbidities to do testing by RTPCR and consult doctor*
- j. *Repeat RTPCR is not needed among the people who are detected COVID positive in the previous 2 months*
- k. *All young person detected positive and at home isolation should do glucose test*

TABLE1.Total Vaccination done in the State as on 22/06/2022 midnight

State Summary (15+ years)-Total doses administered till 23/06/2022 at 12 AM								
District	Target	First Dose	Percent age	Second Dose	Percentage*	Precaution Dose	Percentage	Total doses administered
Alappuzha	1829568	1734972	95%	1608815	88%	166560	27%	35,10,347
Ernakulam	3217878	3298245	104%	2791257	88%	236064	19%	63,25,566
Idukki	950762	958935	101%	801830	84%	42884	12%	18,03,649
Kannur	2100307	2158160	103%	1900068	90%	143957	20%	42,02,185
Kasaragod	1092141	1049710	96%	870369	80%	46611	11%	19,66,690
Kollam	2268371	2222292	98%	1918320	85%	151840	19%	42,92,452
Kottayam	1704500	1674787	98%	1468362	86%	141995	22%	32,85,144
Kozhikode	2746273	2667543	97%	2202718	80%	131193	15%	50,01,454
Malappuram	3386535	3402240	100%	2648375	78%	108576	13%	61,59,191
Palakkad	2349082	2323250	99%	2006974	85%	147614	23%	44,77,838
Pathanamthitta	1118564	1154917	103%	982330	88%	134374	25%	22,71,621
Thiruvananthapuram	2914006	2888525	99%	2489003	85%	238643	20%	56,16,171
Thrissur	2767777	2640195	95%	2438810	88%	247712	26%	53,26,717
Wayanad	716933	745101	104%	641712	90%	38345	12%	14,25,158
Grand Total	29,162,697	2,89,18,872	99%	2,47,68,943	85%	19,76,368	19%	5,56,64,183

TABLE2.Covid-19 Vaccination Center Functional in the State as on 22/06/2022 midnight(23/06/2022 12AM)

DISTRICTS	12+	15+	18+	Total
Alappuzha	2	0	5	7
Ernakulam	1	3	30	34
Idukki	4	1	7	12
Kannur	0	3	11	14
Kasaragod	0	0	13	13
Kollam	3	1	6	10
Kottayam	1	2	8	11
Kozhikode	2	1	15	18
Malappuram	17	12	10	39
Palakkad	3	0	12	15
Pathanamthitta	1	1	5	7
Thiruvananthapuram	0	2	15	17
Thrissur	1	1	24	26
Wayanad	1	1	2	4
GrandTotal	36	28	163	227

TABLE3. Health Care Workers Coverage as on 22/06/2022 midnight

DISTRICT	1st DOSE	2nd Dose	% fully vaccinated	Precaution dose	Precaution dose (%) *
Alappuzha	29022	27237	94%	13981	54%
Ernakulam	85569	75825	89%	32386	45%
Idukki	13556	13009	96%	6039	49%
Kannur	40390	37546	93%	18788	52%
Kasaragod	11610	10822	93%	4929	48%
Kollam	36040	33825	94%	15609	49%
Kottayam	38706	36317	94%	17407	51%
Kozhikode	52735	47959	91%	18535	41%
Malappuram	44834	42005	94%	18136	46%
Palakkad	34676	32018	92%	16036	53%
Pathanamthitta	29337	25087	86%	12096	51%
Thiruvananthapuram	73433	66412	90%	27942	44%
Thrissur	51910	49202	95%	27227	58%
Wayanad	13978	13296	95%	6515	51%
Grand Total	555796	510560	92%	235626	49%

1st Dose coverage for HCW is 100%

*Proportion of beneficiaries who are eligible (completed 9 months after 2nd dose)

TABLE4. Frontline workers Coverage as on 22/06/2022 midnight

DISTRICT	1st dose	2nd Dose	% fully vaccinated	Precaution dose	Precaution dose(%) *
Alappuzha	39131	36756	94%	13570	39%
Ernakulam	54935	50355	92%	18877	40%
Idukki	22995	21346	93%	5644	28%
Kannur	41386	39974	97%	12900	33%
Kasaragod	24615	22484	91%	6335	29%
Kollam	42235	38848	92%	10835	30%
Kottayam	32141	30608	95%	11466	39%
Kozhikode	55273	52561	95%	9651	20%
Malappuram	53917	51285	95%	13977	29%
Palakkad	48097	45549	95%	17130	40%
Pathanamthitta	25250	22537	89%	7371	35%
Thiruvananthapuram	73007	67637	93%	22979	37%
Thrissur	41909	40741	97%	18753	48%
Wayanad	17021	16096	95%	4106	27%
Grand Total	571912	536777	94%	173594	34%

1st Dose coverage for FLW is 100%

*Proportion of beneficiaries who are eligible (completed 9 months after 2nd dose)

TABLE5.Age-Appropriate Group (45-59 Years) Coverage as on 22/06/2022 midnight

Table 5: Age appropriate group (45-59 years) coverage							
45-59 years Coverage as on 23/06/2022 at 12 AM							
District	Target	1st Dose Coverage	Percentage	2nd Dose Coverage	Percentage fully vaccinated	Precaution dose	%
Alappuzha	535436	438969	82%	416506	78%	3434	2%
Ernakulam	809349	783759	97%	703352	87%	15070	4%
Idukki	237564	246982	104%	219265	92%	687	0%
Kannur	527295	515936	98%	480653	91%	3130	1%
Kasaragod	253027	252270	100%	224162	89%	423	0%
Kollam	541201	560140	103%	503170	93%	3532	1%
Kottayam	478470	414213	87%	375088	78%	4561	2%
Kozhikode	658949	655211	99%	582198	88%	3848	1%
Malappuram	733338	723094	99%	629518	86%	2099	1%
Palakkad	614226	547269	89%	500511	81%	3858	2%
Pathanamthitta	264372	281853	107%	251909	95%	3509	2%
Thiruvananthapuram	735836	681758	93%	614215	83%	9783	2%
Thrissur	689418	664107	96%	626287	91%	12421	4%
Wayanad	170537	177135	104%	164307	96%	379	0%
Grand Total	7249018	69,42,696	96%	62,91,141	87%	66734	2%

TABLE6.Age-Appropriate Group (≥60 Years) Coverage as on 22/06/2022midnight

Table 6: Age appropriate group (≥ 60 years) coverage							
≥ 60 years Coverage as on 23/06/2022 at 12 AM							
District	Target	1st Dose Coverage	Percentage	2nd Dose Coverage	Percentage fully vaccinated	Precaution dose	%
Alappuzha	424565	429105	101%	401078	94%	133581	48%
Ernakulam	673885	676353	100%	621132	92%	158762	35%
Idukki	193981	194579	100%	173116	89%	30022	23%
Kannur	438602	444532	101%	412892	94%	107086	38%
Kasaragod	182460	181713	100%	160390	88%	34544	26%
Kollam	497558	499571	100%	455513	92%	119774	38%
Kottayam	418008	419756	100%	384453	92%	105864	40%
Kozhikode	526896	529277	100%	480273	91%	96356	30%
Malappuram	477642	488163	102%	434839	91%	72924	26%
Palakkad	437708	439848	100%	402370	92%	108988	43%
Pathanamthitta	311297	312270	100%	280841	90%	108880	46%
Thiruvananthapuram	630465	633133	100%	571890	91%	170026	40%
Thrissur	581781	588242	101%	558659	96%	183541	49%
Wayanad	128009	128306	100%	114435	89%	27157	27%
Grand Total	5922857	59,64,848	101%	54,51,881	92%	14,57,505	38%

TABLE 6. Age-Appropriate Group (18-44 Years) Coverage as on 22/06/2022 midnight

18-44 years Coverage as on 23/06/2022 at 12 AM							
District	Target	First Dose					
		1st Dose Coverage	Percentage	2nd Dose Coverage	Percentage fully vaccinated	Precaution dose	%
Alappuzha	744178	670173	90%	634486	85%	1994	2%
Ernakulam	1470864	1511301	103%	1234913	84%	10969	4%
Idukki	437537	419634	96%	334989	77%	492	1%
Kannur	947964	965816	102%	833497	88%	2053	2%
Kasaragod	556876	501801	90%	411289	74%	380	0%
Kollam	1054752	933154	88%	795593	75%	2090	2%
Kottayam	665544	655794	99%	569577	86%	2697	2%
Kozhikode	1313678	1222926	93%	972050	74%	2803	2%
Malappuram	1777378	1831197	103%	1393474	78%	1440	1%
Palakkad	1088327	1086827	100%	918953	84%	1602	1%
Pathanamthitta	460819	443497	96%	358148	78%	2518	3%
Thiruvananthapuram	1309099	1249409	95%	1067603	82%	7913	3%
Thrissur	1274465	1098550	86%	1030108	81%	5770	4%
Wayanad	361152	354701	98%	302653	84%	188	0%
Grand Total	13462633	1,29,44,780	96%	1,08,57,333	81%	42909	2%
*Among those who have taken first dose							

TABLE 7. Age-Appropriate Group (15-17 Years) Coverage as on 22/06/2022 midnight

15-17 years Coverage as on 23/06/2022 at 12 AM					
District	Target	1st Dose Coverage	Percentage	2nd Dose Coverage	Percentage fully vaccinated
Alappuzha	80832	79798	99%	64903	80%
Ernakulam	172307	118606	84%	87138	62%
Idukki	51339	38601	75%	29443	57%
Kannur	97722	101718	104%	74069	76%
Kasaragod	60496	51748	86%	34106	56%
Kollam	105234	98721	94%	71042	68%
Kottayam	85400	71001	83%	52297	61%
Kozhikode	143028	111961	78%	60948	43%
Malappuram	241212	185475	77%	85232	35%
Palakkad	132742	116341	88%	83396	63%
Pathanamthitta	48854	40554	83%	31953	65%
Thiruvananthapuram	145238	112756	78%	76136	52%
Thrissur	123540	125342	101%	96946	78%
Wayanad	29245	36536	125%	24475	84%
Grand Total	1,517,189	12,89,158	84%	8,72,084	57%

Table 8: Age appropriate group (12-14 years) Coverage as on 22/06/2022 midnight

12-14 years Coverage as on 23/06/2022 at 12 AM					
District	Target	1st Dose Coverage	Percentage	2nd Dose Coverage	Percentage fully vaccinated
Alappuzha	43284	48774	113%	27849	64%
Ernakulam	90244	67722	75%	18542	21%
Idukki	29672	22588	76%	10662	36%
Kannur	89079	48382	54%	21437	24%
Kasaragod	39968	25953	65%	7116	18%
Kollam	69984	52431	75%	20329	29%
Kottayam	55571	43176	78%	20022	36%
Kozhikode	103644	40160	39%	6729	6%
Malappuram	159652	75560	47%	12022	8%
Palakkad	75249	50192	67%	24177	32%
Pathanamthitta	33203	22156	67%	11855	36%
Thiruvananthapuram	93804	65029	69%	25110	27%
Thrissur	99789	70135	70%	36867	37%
Wayanad	27857	17424	63%	6450	23%
Grand Total	10,11,000	6,49,682	64%	2,49,167	25%

TABLE9.State Summary (18+) as on 22/06/2022 midnight

State Summary (18+) 23/06/2022 at 12 AM							
District	Target	First Dose	Percentage	Second Dose	Percentage*	Precaution Dose	Percentage
Alappuzha	1704179	1606400	94%	1516063	89%	166560	27%
Ernakulam	2954098	3111917	105%	2685577	91%	236064	19%
Idukki	869082	897746	103%	761725	88%	42884	12%
Kannur	1913861	2008060	105%	1804562	94%	143957	20%
Kasaragod	992363	972009	98%	829147	84%	46611	11%
Kollam	2093511	2071140	99%	1826949	87%	151840	19%
Kottayam	1562022	1560610	100%	1396043	89%	141995	22%
Kozhikode	2499523	2515422	101%	2135041	85%	131193	15%
Malappuram	2988358	3141205	105%	2551121	85%	108576	13%
Palakkad	2140261	2156717	101%	1899401	89%	147614	23%
Pathanamthitta	1036488	1092207	105%	938522	91%	134374	25%
Thiruvananthapuram	2675400	2710740	101%	2387757	89%	238643	20%
Thrissur	2545664	2444718	96%	2304997	91%	247712	26%
Wayanad	659698	691141	105%	610787	93%	38345	12%
Grand Total	2,66,34,508	2,69,80,032	101%	2,36,47,692	89%	1976368	19%

*Revised target population (> 18 years) as per MOHFW is 2.67 crores

*As per letter from Additional Secretary MOHFW- D O No 2317579/2021/Imm dated 15/09/2021

TABLE 10. Achievement for the day 22/06/2022 midnight

Daily achievement 22/06/2022				
District	First Dose	Second Dose	Precaution dose	Total Doses Administered
Alappuzha	10	36	173	219
Ernakulam	21	43	749	813
Idukki	41	112	64	217
Kannur	4	70	163	237
Kasaragod	126	134	52	312
Kollam	6	31	247	284
Kottayam	10	21	412	443
Kozhikode	148	142	351	641
Malappuram	4314	801	219	5334
Palakkad	70	77	190	337
Pathanamthitta	7	9	299	315
Thiruvananthapuram	22	49	503	574
Thrissur	8	17	399	424
Wayanad	270	227	79	576
Grand Total	5057	1769	3900	10726

** Vaccine stock details couldn't be downloaded from e-VIN portal as the portal is down.

TABLE11.COVID Vaccination related sites

support@cowin.gov.in https://www.cowin.gov.in/home https://dashboard.kerala.gov.in/ https://dhs.kerala.gov.in/https://aogyakeralam.gov.in/https://sha.kerala.gov.in/

TABLE10.COVID Vaccination related Helpline numbers

National/State/District	Line1	Line2	Line3
National Helpline	1075	+91 1123978046	0120 4473222
Disha	1056	04712552056	
StateCallCenter	04712309251	04712309252	04712309255
Thiruvananthapuram	9188610100	1077	
Kollam	04742797609	8589015556	
Pathanamthitta	04682222515	04682228220	
Alappuzha	04772239999		
Kottayam	04812565200	04812304800	04812581900
Idukki	18004255640	04862232220	04862233118
Ernakulam	9072303861		
Thrissur	9400066921	9400066922	9400066923
Palakkad	04912505264	04912505189	8943341439
Malappuram	04832733253	04832737858	04832733252
Kozhikode	7594001442		
Wayanad	04936202343	04936202375	9072510900
Kannur	04972700194		
Kasargod	9061076590	9061079244	9061078026