



കേരള സർക്കാർ

[www.health.kerala.gov.in](http://www.health.kerala.gov.in)

**COVID-19 OUTBREAK CONTROL AND PREVENTION STATE CELL  
HEALTH&FAMILY WELFARE DEPARTMENT**

[controlroomdhskerala@gmail.com](mailto:controlroomdhskerala@gmail.com)

[www.dhs.kerala.gov.in](http://www.dhs.kerala.gov.in)

**Kerala HEALTH-COVID-19 DAILY VACCINATION BULLETIN**

**Date: 01/07/2022**

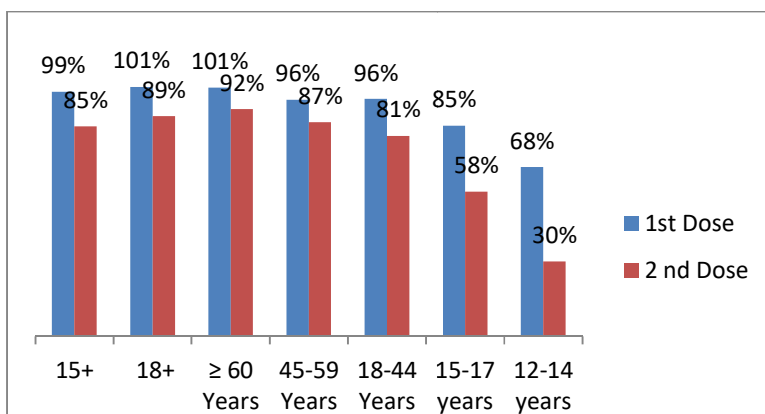
**OUR HEALTH OUR RESPONSIBILITY  
VACCINE ADVISORY**

- *People who are vaccinated with Covid Vaccine are reported to have reduced Covid related ICU admissions, serious disease and death.*
- *Early vaccination is useful to safeguard our life from this deadly disease.*
- *Vaccination sessions are planned as per the availability of vaccine. All are requested to cooperate.*
- *After receiving the first dose, second dose of Covishield vaccine is to be taken between 12–16weeks and second dose of Covaxin between 4-6 weeks.*
- *Covid vaccination is currently available to all above 15 years. Children in 15-18 age group will get Covaxin.*
- *Health Staffs, Frontline workers and people above 60 years with co-morbidities will get precaution dose after 9 months or 39 weeks from the second dose. The Same vaccine administered as first and second dose is to be taken as precaution dose. People above 60 years with co-morbidities should take medical advice before receiving precaution dose.*
- *Vaccination is available free of cost in all Government covid vaccination centers, and at a nominal rate (as per the Gol order F.No.2079203/2021/Immunization) in selected private Hospitals.*
- **ENSURE ALL YOUR ELIGIBLE FAMILY MEMBERS ARE PROTECTED BY RECEIVING ANY OF THE AVAILABLE COVID VACCINE.**
- **“BOTH COVAXIN AND COVISHIELD ARE EQUALLY EFFECTIVE AND SAFE”**
- **“BE FULLY PROTECTED – GET THE SECOND DOSE AT YOUR SCHEDULED TIME”**

### ANALYSIS

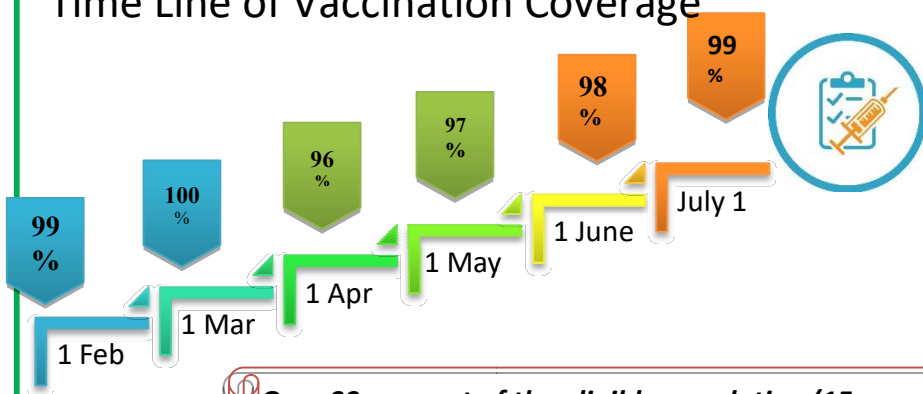
COVID-19 mass vaccinations are showing signs of preventing illness and steep decline in cases and hospital admissions in countries which done vaccination. Kerala started its vaccination for health care workers from January 16, 2021. The COVID-19 Vaccines Operational Guidelines issued by the Ministry of Health and Family Welfare, Govt. of India, 28th December 2020 and all subsequent Guidelines issued by Ministry of Health and Family Welfare, Govt of India are followed at the sites and all vaccination lanes

### Summary of COVID Vaccine Administered as on 01/07/2022 midnight



- 99%** of eligible population vaccinated with a single dose till July 01
- 85%** of eligible population vaccinated with double dose till July 01
- State has vaccinated about **85%** of children aged 15 - 17 years with a single dose

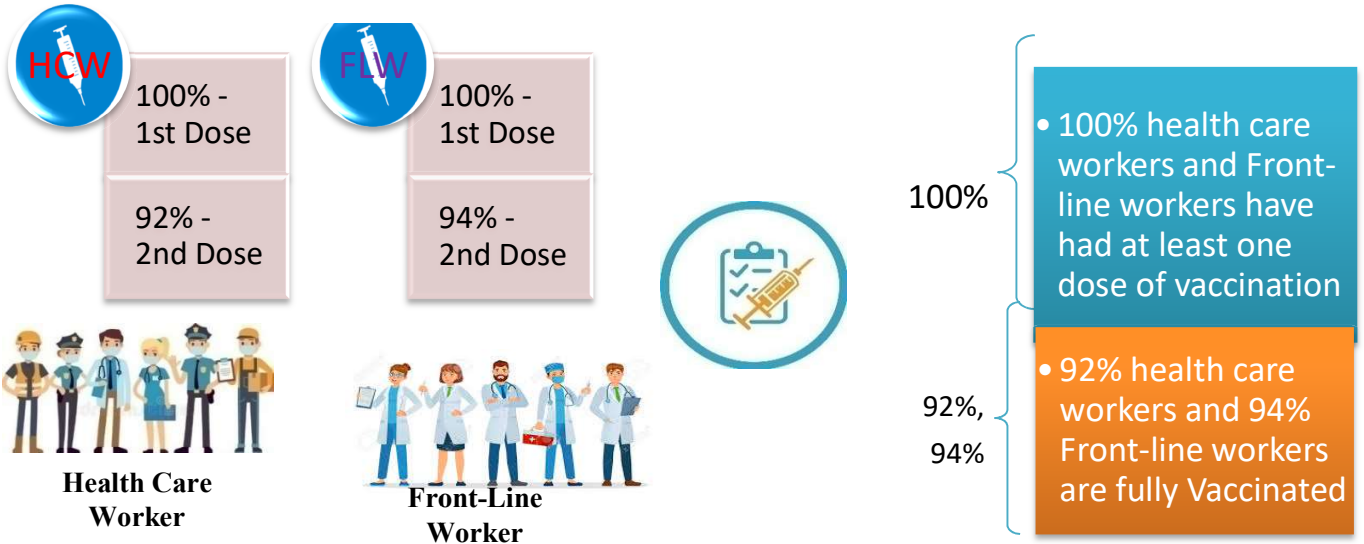
### Time Line of Vaccination Coverage



Kerala began administration of COVID 19 Vaccines on 16<sup>th</sup> January, 2021. As of 1<sup>st</sup> July 2022, Kerala has administered over 55 million doses overall, including first and second doses of vaccines.

**Over 99 per cent of the eligible population (15 + years) in Kerala has been administered the first dose of the Covid-19 vaccine. The state has achieved the target within 510 days since the beginning of the vaccination drive on January 16, 2021**

# Health Care Workers & Front-line Workers Vaccinated



## Are You Vaccinated? You Still Need to Practice: SMS

- Even after vaccination, follow COVID appropriate behavior
- Practice Social Distancing and greet without physical contact
- Always wear clean face mask
- Wash your hands thoroughly and frequently or use hand sanitizer
- Follow the current COVID 19 guidelines to prevent further spread
- Stay Safe. Stay Strong. Get Vaccinated



Even After Getting Vaccinated Keep Taking Precautions to Protect Your Self



**GET VACCINATED**



**WASH YOUR HANDS**



**WEAR A MASK**



**KEEP YOUR DISTANCE**

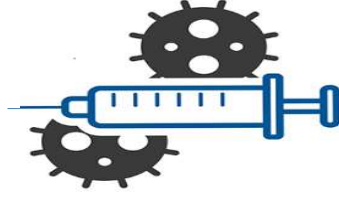
# The Race Towards Full Vaccination - Weekly Trend

## 18<sup>th</sup> – 24<sup>th</sup> June 2022

Kerala Administered over

# 1.25 Lakh

COVID Vaccine Doses during 18<sup>th</sup> to 24<sup>th</sup> June, 2022



From 18<sup>th</sup> to 24<sup>th</sup> June 2022 on average

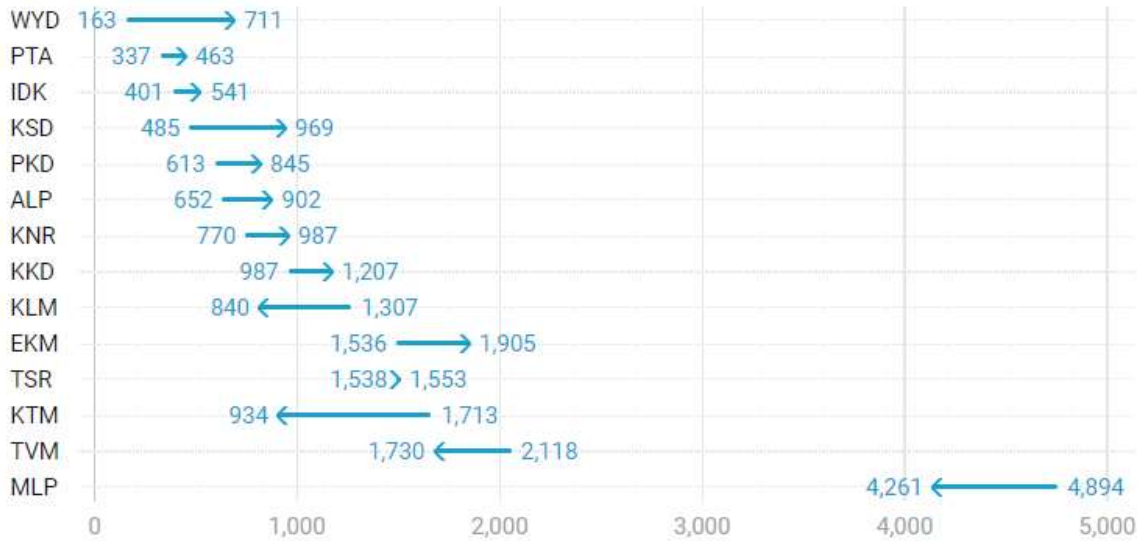
# 0.18 lakh

doses were administered daily.

Average Doses Administered Per day per week (in 1000)



Trend in average per day vaccination (in 1000) for the last two weeks

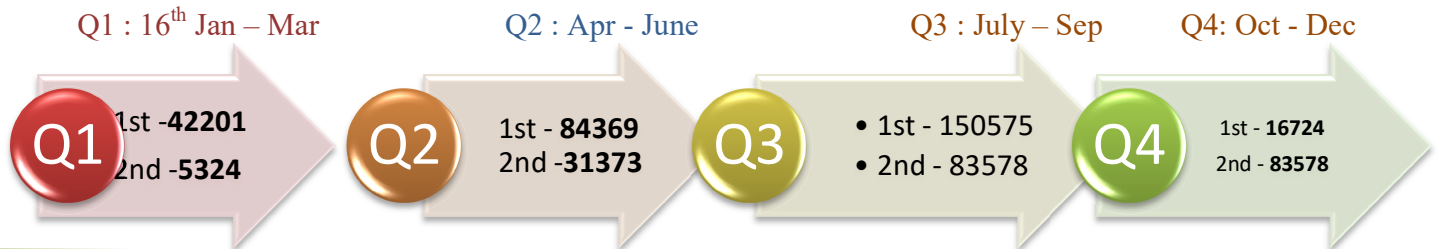


# Race Against Time – Vaccination Quarterly Status

(Q1:16<sup>th</sup> Jan-Mar, Q2: Apr-June, Q3: July-Sep, Q4: Oct - Dec)

## Daily Average Doses Administered per Quarter

In the first Quarter, only 42201 first doses and 5324 second doses were administered daily on average. During the second, third and fourth quarters, the daily vaccination of the first and second doses increased significantly.



## Vaccination Achievement per Quarter

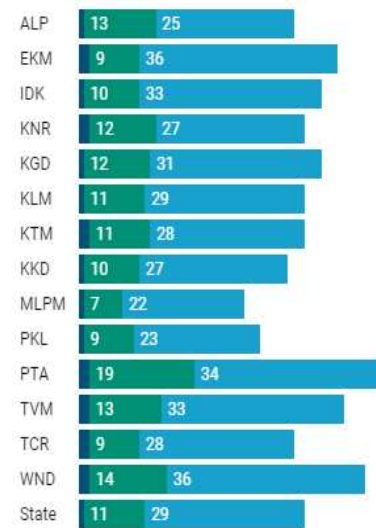
In the third quarter of the immunization drive, 52% of the eligible population (18 + age) in Kerala were given the first dose and 29% the second dose.

■ Q1 ■ Q2 ■ Q3

### First Dose

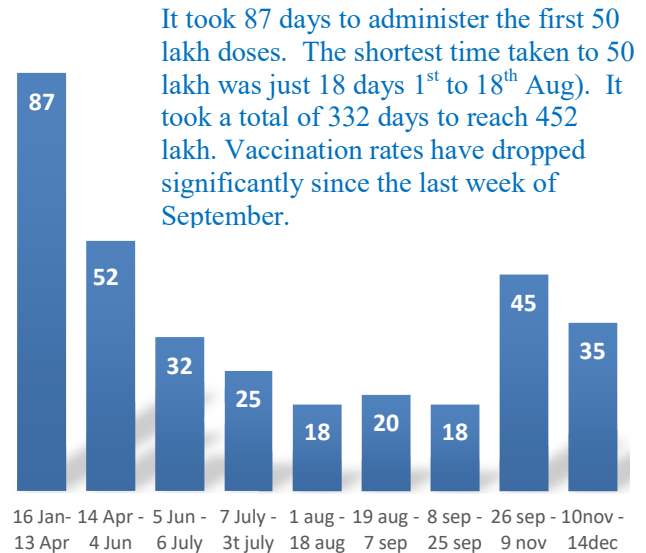


### Second Dose



## Dose Progression

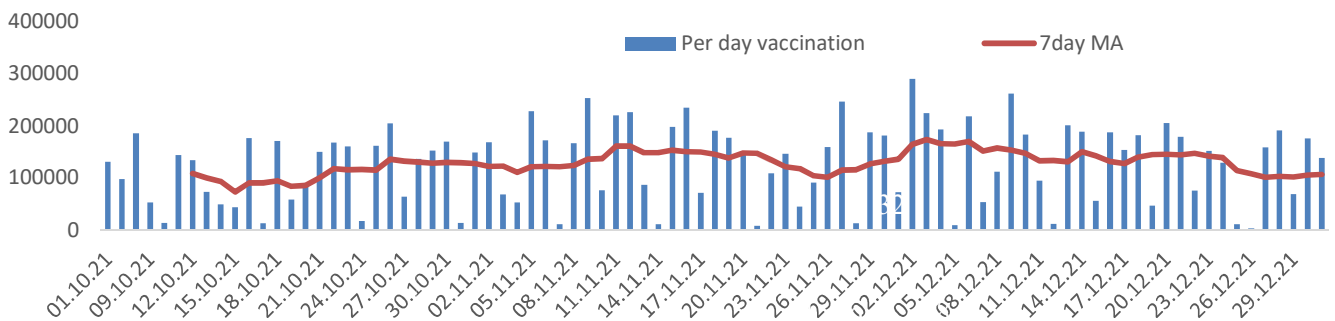
The chart shows the days taken for total COVID-19 Vaccination doses (both first and second) in Kerala to cross every 50 lakh dose mark



It took 87 days to administer the first 50 lakh doses. The shortest time taken to 50 lakh was just 18 days 1<sup>st</sup> to 18<sup>th</sup> Aug). It took a total of 332 days to reach 452 lakh. Vaccination rates have dropped significantly since the last week of September.

## Vaccine Administered per Day and 7 days Moving Average in Last Quarter (Oct -Dec)

The seven-day moving average of daily doses in the last quarter showed a peak on December 2<sup>nd</sup> and continued to fluctuate thereafter



## Important Message to the Public

- a. *Infection or infection rate is only a part and disease manifestation of disease is to be monitored*
- b. *Fatality among vaccinated people is very less. Disease severity among vaccinated people is less.*
- c. *People with comorbidity should be careful. Once detected covid positive they should get admitted and do not stay at home.*
- d. *Death in covid positive cases are among unvaccinated people, especially having comorbidities like Diabetes and Hypertension*
- e. *Late arrival to hospitals is one of the reason for Death among people with comorbidities*
- f. *Vaccinated people, only if symptomatic are advised to consult Doctor.*
- g. *Non Vaccinated people, if symptomatic, may do RTPCR test*
- h. *Antigen testing is only for emergency purpose*
- i. *Non vaccinated people with co-morbidities to do testing by RTPCR and consult doctor*
- j. *Repeat RTPCR is not needed among the people who are detected COVID positive in the previous 2 months*
- k. *All young person detected positive and at home isolation should do glucose test*

TABLE1.Total Vaccination done in the State as on 01/07/2022 midnight

State Summary (15+ years)-Total doses administered till 02/07/2022 at 12 AM								
District	Target	First Dose	Percent age	Second Dose	Percentage*	Precaution Dose	Percentage	Total doses administered
Alappuzha	1829568	1735983	95%	1614309	88%	173342	25%	35,23,634
Ernakulam	3217878	3303051	104%	2808381	88%	261680	19%	63,73,112
Idukki	950762	959767	101%	805125	85%	44835	11%	18,09,727
Kannur	2100307	2161004	103%	1907132	91%	148022	19%	42,16,158
Kasaragod	1092141	1051240	96%	873819	80%	47330	11%	19,72,389
Kollam	2268371	2223490	98%	1923938	85%	158112	18%	43,05,540
Kottayam	1704500	1676467	98%	1474070	87%	150421	22%	33,00,958
Kozhikode	2746273	2674361	97%	2213333	81%	140510	14%	50,28,204
Malappuram	3386535	3421795	101%	2658261	78%	113558	13%	61,93,614
Palakkad	2349082	2325287	99%	2010720	86%	153908	22%	44,89,915
Pathanamthitta	1118564	1155483	103%	985291	88%	139101	24%	22,79,875
Thiruvananthapuram	2914006	2890962	99%	2496565	86%	247451	19%	56,34,978
Thrissur	2767777	2641858	95%	2448194	88%	258375	26%	53,48,427
Wayanad	716933	746637	104%	644994	90%	39444	11%	14,31,075
<b>Grand Total</b>	<b>29,162,697</b>	<b>2,89,67,385</b>	<b>99%</b>	<b>2,48,64,132</b>	<b>85%</b>	<b>20,76,089</b>	<b>19%</b>	<b>5,59,07,606</b>

TABLE2.Covid-19 Vaccination Center Functional in the State as on 01/07/2022 midnight(02/07/2022 12AM)

DISTRICTS	12+	15+	18+	Total
Alappuzha	2	0	89	91
Ernakulam	9	16	67	92
Idukki	8	6	13	27
Kannur	6	8	28	42
Kasaragod	0	0	10	10
Kollam	7	9	16	32
Kottayam	12	16	20	48
Kozhikode	17	24	20	61
Malappuram	12	14	20	46
Palakkad	3	6	23	32
Pathanamthitta	2	2	9	13
Thiruvananthapuram	0	2	12	14
Thrissur	29	28	25	82
Wayanad	4	3	6	13
<b>GrandTotal</b>	<b>111</b>	<b>134</b>	<b>358</b>	<b>603</b>

TABLE3. Health Care Workers Coverage as on 01/07/2022 midnight

<i>DISTRICT</i>	<i>1st DOSE</i>	<i>2nd Dose</i>	<i>% fully vaccinated</i>	<i>Precaution dose</i>	<i>Precaution dose (%) *</i>
<b>Alappuzha</b>	29022	27239	94%	14237	54%
<b>Ernakulam</b>	85571	75846	89%	32939	46%
<b>Idukki</b>	13556	13012	96%	6142	49%
<b>Kannur</b>	40390	37551	93%	18989	52%
<b>Kasaragod</b>	11610	10822	93%	4965	48%
<b>Kollam</b>	36040	33826	94%	15811	49%
<b>Kottayam</b>	38706	36323	94%	17669	51%
<b>Kozhikode</b>	52735	47964	91%	18783	41%
<b>Malappuram</b>	44834	42007	94%	18475	46%
<b>Palakkad</b>	34676	32021	92%	16188	53%
<b>Pathanamthitta</b>	29337	25094	86%	12354	52%
<b>Thiruvananthapuram</b>	73434	66423	90%	28354	45%
<b>Thrissur</b>	51910	49214	95%	27567	58%
<b>Wayanad</b>	13979	13297	95%	6582	51%
<b>Grand Total</b>	<b>555800</b>	<b>510639</b>	<b>92%</b>	<b>239055</b>	<b>49%</b>

1st Dose coverage for HCW is 100%

\*Proportion of beneficiaries who are eligible ( completed 9 months after 2nd dose )

TABLE4. Frontline workers Coverage as on 01/07/2022 midnight

<i>DISTRICT</i>	<i>1st dose</i>	<i>2nd Dose</i>	<i>% fully vaccinated</i>	<i>Precaution dose</i>	<i>Precaution dose(%) *</i>
<b>Alappuzha</b>	39131	36759	94%	13832	39%
<b>Ernakulam</b>	54936	50359	92%	19241	40%
<b>Idukki</b>	22995	21348	93%	5798	29%
<b>Kannur</b>	41386	39976	97%	13074	34%
<b>Kasaragod</b>	24615	22489	91%	6388	29%
<b>Kollam</b>	42235	38856	92%	11038	30%
<b>Kottayam</b>	32141	30611	95%	11658	40%
<b>Kozhikode</b>	55273	52568	95%	9874	20%
<b>Malappuram</b>	53918	51286	95%	14332	29%
<b>Palakkad</b>	48097	45551	95%	17416	40%
<b>Pathanamthitta</b>	25251	22539	89%	7497	35%
<b>Thiruvananthapuram</b>	73009	67647	93%	24162	38%
<b>Thrissur</b>	41909	40743	97%	19154	49%
<b>Wayanad</b>	17021	16097	95%	4207	27%
<b>Grand Total</b>	<b>571917</b>	<b>536829</b>	<b>94%</b>	<b>177671</b>	<b>35%</b>

1st Dose coverage for FLW is 100%

\*Proportion of beneficiaries who are eligible ( completed 9 months after 2nd dose )



TABLE5.Age-Appropriate Group (45-59 Years) Coverage as on 01/07/2022 midnight

Table 5: Age appropriate group (45-59 years) coverage							
45-59 years Coverage as on		02/07/2022		at 12 AM			
District	Target	1st Dose Coverage	Percentage	2nd Dose Coverage	Percentage fully vaccinated	Precaution dose	%
Alappuzha	535436	438991	82%	416626	78%	3703	2%
Ernakulam	809349	783836	97%	703786	87%	16791	4%
Idukki	237564	246991	104%	219321	92%	736	0%
Kannur	527295	515969	98%	480830	91%	3441	1%
Kasaragod	253027	252281	100%	224200	89%	479	0%
Kollam	541201	560182	104%	503352	93%	3873	1%
Kottayam	478470	414242	87%	375356	78%	5170	2%
Kozhikode	658949	655286	99%	582495	88%	4229	1%
Malappuram	733338	723146	99%	629975	86%	2313	1%
Palakkad	614226	547302	89%	500761	82%	4333	2%
Pathanamthitta	264372	281871	107%	251969	95%	3877	2%
Thiruvananthapuram	735836	681796	93%	614390	83%	10707	3%
Thrissur	689418	664146	96%	626517	91%	13497	4%
Wayanad	170537	177140	104%	164325	96%	420	0%
<b>Grand Total</b>	<b>7249018</b>	<b>69,43,179</b>	<b>96%</b>	<b>62,93,903</b>	<b>87%</b>	<b>73569</b>	<b>2%</b>

TABLE6.Age-Appropriate Group (≥60 Years) Coverage as on 01/07/2022midnight

Table 6: Age appropriate group (≥ 60 years) coverage							
≥ 60 years Coverage as on		02/07/2022		at 12 AM			
District	Target	1st Dose Coverage	Percentage	2nd Dose Coverage	Percentage fully vaccinated	Precaution dose	%
Alappuzha	424565	429132	101%	401195	94%	139056	49%
Ernakulam	673885	676466	100%	621588	92%	176796	36%
Idukki	193981	194591	100%	173183	89%	31578	23%
Kannur	438602	444551	101%	412992	94%	109967	38%
Kasaragod	182460	181719	100%	160409	88%	35004	26%
Kollam	497558	499612	100%	455717	92%	124788	38%
Kottayam	418008	419807	100%	384735	92%	112462	42%
Kozhikode	526896	529329	100%	480493	91%	104087	31%
Malappuram	477642	488195	102%	435060	91%	76609	26%
Palakkad	437708	439868	100%	402467	92%	113610	42%
Pathanamthitta	311297	312304	100%	280960	90%	112264	46%
Thiruvananthapuram	630465	633164	100%	572033	91%	174285	39%
Thrissur	581781	588281	101%	558795	96%	190685	49%
Wayanad	128009	128317	100%	114492	89%	27969	27%
<b>Grand Total</b>	<b>5922857</b>	<b>59,65,336</b>	<b>101%</b>	<b>54,54,119</b>	<b>92%</b>	<b>15,29,160</b>	<b>38%</b>

TABLE 6. Age-Appropriate Group (18-44 Years) Coverage as on 01/07/2022 midnight

18-44 years Coverage as on 02/07/2022 at 12 AM							
District	Target	First Dose					
		1st Dose Coverage	Percentage	2nd Dose Coverage	Percentage fully vaccinated	Precaution dose	%
Alappuzha	744178	670305	90%	635231	85%	2514	2%
Ernakulam	1470864	1511872	103%	1237621	84%	15913	4%
Idukki	437537	419733	96%	335404	77%	581	1%
Kannur	947964	966037	102%	834571	88%	2551	2%
Kasaragod	556876	501923	90%	411735	74%	494	0%
Kollam	1054752	933352	88%	796690	76%	2602	2%
Kottayam	665544	656046	99%	570795	86%	3462	3%
Kozhikode	1313678	1223465	93%	974125	74%	3537	2%
Malappuram	1777378	1831884	103%	1396355	79%	1829	1%
Palakkad	1088327	1087075	100%	920306	85%	2361	2%
Pathanamthitta	460819	443589	96%	358603	78%	3109	3%
Thiruvananthapuram	1309099	1249718	95%	1068880	82%	9943	3%
Thrissur	1274465	1098747	86%	1031434	81%	7472	4%
Wayanad	361152	354761	98%	302907	84%	266	0%
<b>Grand Total</b>	<b>13462633</b>	<b>1,29,48,507</b>	<b>96%</b>	<b>1,08,74,657</b>	<b>81%</b>	<b>56634</b>	<b>2%</b>
*Among those who have taken first dose							

TABLE 7. Age-Appropriate Group (15-17 Years) Coverage as on 01/07/2022 midnight

15-17 years Coverage as on 02/07/2022 at 12 AM					
District	Target	1st Dose Coverage	Percentage	2nd Dose Coverage	Percentage fully vaccinated
Alappuzha	80832	79924	99%	65542	81%
Ernakulam	140530	119535	85%	89645	64%
Idukki	51339	38754	75%	30109	59%
Kannur	97722	101999	104%	74783	77%
Kasaragod	60496	52053	86%	34624	57%
Kollam	105234	99077	94%	72321	69%
Kottayam	85400	71488	84%	53793	63%
Kozhikode	143028	112995	79%	62486	44%
Malappuram	241212	188765	78%	88627	37%
Palakkad	132742	116884	88%	84364	64%
Pathanamthitta	48854	40623	83%	32378	66%
Thiruvananthapuram	145238	113783	78%	79540	55%
Thrissur	123540	125574	102%	97999	79%
Wayanad	29245	36723	126%	25044	86%
<b>Grand Total</b>	<b>15,34,000</b>	<b>12,98,177</b>	<b>85%</b>	<b>8,91,255</b>	<b>58%</b>

Table 8: Age appropriate group (12-14 years) Coverage as on 01/07/2022 midnight

12-14 years Coverage as on 02/07/2022 at 12 AM					
District	Target	1st Dose Coverage	Percentage	2nd Dose Coverage	Percentage fully vaccinated
Alappuzha	43284	49478	114%	31717	73%
Ernakulam	90244	70835	78%	29536	33%
Idukki	29672	23147	78%	12748	43%
Kannur	89079	50672	57%	26429	30%
Kasaragod	39968	27039	68%	9540	24%
Kollam	69984	52992	76%	23176	33%
Kottayam	55571	44037	79%	22457	40%
Kozhikode	103644	45278	44%	13202	13%
Malappuram	159652	91053	57%	14951	9%
Palakkad	75249	51385	68%	25250	34%
Pathanamthitta	33203	22508	68%	13748	41%
Thiruvananthapuram	93804	66058	70%	27652	29%
Thrissur	99789	71291	71%	43492	44%
Wayanad	27857	18696	67%	8832	32%
<b>Grand Total</b>	<b>10,11,000</b>	<b>6,84,469</b>	<b>68%</b>	<b>3,02,730</b>	<b>30%</b>

TABLE9.State Summary (18+) as on 01/07/2022 midnight

State Summary (18+) 02/07/2022 at 12 AM							
District	Target	First Dose	Percentage	Second Dose	Percentage*	Precaution Dose	Percentage
Alappuzha	1704179	1606581	94%	1517050	89%	173342	25%
Ernakulam	2954098	3112681	105%	2689200	91%	261680	19%
Idukki	869082	897866	103%	762268	88%	44835	11%
Kannur	1913861	2008333	105%	1805920	94%	148022	19%
Kasaragod	992363	972148	98%	829655	84%	47330	11%
Kollam	2093511	2071421	99%	1828441	87%	158112	18%
Kottayam	1562022	1560942	100%	1397820	89%	150421	22%
Kozhikode	2499523	2516088	101%	2137645	86%	140510	14%
Malappuram	2988358	3141977	105%	2554683	85%	113558	13%
Palakkad	2140261	2157018	101%	1901106	89%	153908	22%
Pathanamthitta	1036488	1092352	105%	939165	91%	139101	24%
Thiruvananthapuram	2675400	2711121	101%	2389373	89%	247451	19%
Thrissur	2545664	2444993	96%	2306703	91%	258375	26%
Wayanad	659698	691218	105%	611118	93%	39444	11%
<b>Grand Total</b>	<b>2,66,34,508</b>	<b>2,69,84,739</b>	<b>101%</b>	<b>2,36,70,147</b>	<b>89%</b>	<b>2076089</b>	<b>19%</b>

\*Revised target population(> 18 years) as per MOHFW is 2.67 crores

\*As per letter from Additional Secretary MOHFW- D O No 2317579/2021/Imm dated 15/09/2021

TABLE 10. Achievement for the day 01/07/2022 midnight

Daily achievement 01/07/2022				
District	First Dose	Second Dose	Precaution dose	Total Doses Administered
Alappuzha	78	288	389	755
Ernakulam	438	1318	3345	5101
Idukki	105	421	308	834
Kannur	165	414	480	1059
Kasaragod	37	59	23	119
Kollam	150	752	568	1470
Kottayam	176	605	457	1238
Kozhikode	1422	1156	433	3011
Malappuram	1834	1051	458	3343
Palakkad	149	470	878	1497
Pathanamthitta	20	55	228	303
Thiruvananthapuram	30	84	535	649
Thrissur	269	1071	413	1753
Wayanad	75	286	103	464
<b>Grand Total</b>	<b>4948</b>	<b>8030</b>	<b>8618</b>	<b>21596</b>

\*\* Vaccine stock details couldn't be downloaded from e-VIN portal as the portal is down.

TABLE11.COVID Vaccination related sites

<a href="mailto:support@cowin.gov.in">support@cowin.gov.in</a> <a href="https://www.cowin.gov.in/home">https://www.cowin.gov.in/home</a> <a href="https://dashboard.kerala.gov.in/">https://dashboard.kerala.gov.in/</a> <a href="https://dhs.kerala.gov.in/https://aogyakeralam.gov.in/https://sha.kerala.gov.in/">https://dhs.kerala.gov.in/https://aogyakeralam.gov.in/https://sha.kerala.gov.in/</a>
---

TABLE10.COVID Vaccination related Helpline numbers

National/State/District	Line1	Line2	Line3
National Helpline	1075	+91 1123978046	0120 4473222
Disha	1056	04712552056	
StateCallCenter	04712309251	04712309252	04712309255
Thiruvananthapuram	9188610100	1077	
Kollam	04742797609	8589015556	
Pathanamthitta	04682222515	04682228220	
Alappuzha	04772239999		
Kottayam	04812565200	04812304800	04812581900
Idukki	18004255640	04862232220	04862233118
Ernakulam	9072303861		
Thrissur	9400066921	9400066922	9400066923
Palakkad	04912505264	04912505189	8943341439
Malappuram	04832733253	04832737858	04832733252
Kozhikode	7594001442		
Wayanad	04936202343	04936202375	9072510900
Kannur	04972700194		
Kasargod	9061076590	9061079244	9061078026