



www.health.kerala.gov.in

**COVID-19 OUTBREAK CONTROL AND PREVENTION STATE CELL
HEALTH&FAMILY WELFARE DEPARTMENT**

www.dhs.kerala.gov.in

controlroomdhskerala@gmail.com

Kerala HEALTH-COVID-19 DAILY VACCINATION BULLETIN

Date: 02/07/2022

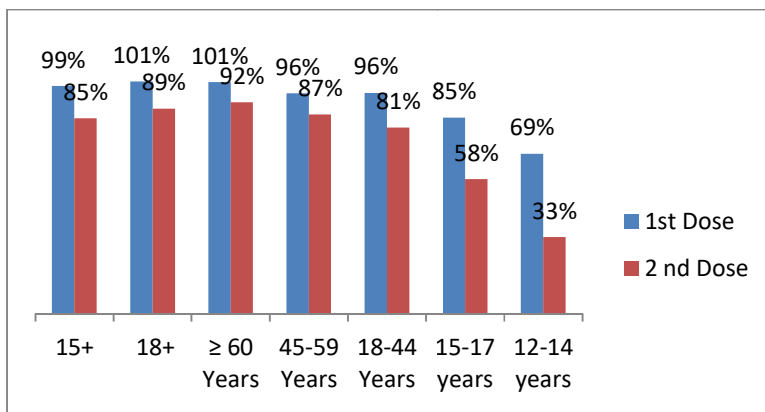
**OUR HEALTH OUR RESPONSIBILITY
VACCINE ADVISORY**

- *People who are vaccinated with Covid Vaccine are reported to have reduced Covid related ICU admissions, serious disease and death.*
- *Early vaccination is useful to safeguard our life from this deadly disease.*
- *Vaccination sessions are planned as per the availability of vaccine. All are requested to cooperate.*
- *After receiving the first dose, second dose of Covishield vaccine is to be taken between 12–16weeks and second dose of Covaxin between 4-6 weeks.*
- *Covid vaccination is currently available to all above 15 years. Children in 15-18 age group will get Covaxin.*
- *Health Staffs, Frontline workers and people above 60 years with co-morbidities will get precaution dose after 9 months or 39 weeks from the second dose. The Same vaccine administered as first and second dose is to be taken as precaution dose. People above 60 years with co-morbidities should take medical advice before receiving precaution dose.*
- *Vaccination is available free of cost in all Government covid vaccination centers, and at a nominal rate (as per the Gol order F.No.2079203/2021/Immunization) in selected private Hospitals.*
- **ENSURE ALL YOUR ELIGIBLE FAMILY MEMBERS ARE PROTECTED BY RECEIVING ANY OF THE AVAILABLE COVID VACCINE.**
- **“BOTH COVAXIN AND COVISHIELD ARE EQUALLY EFFECTIVE AND SAFE”**
- **“BE FULLY PROTECTED – GET THE SECOND DOSE AT YOUR SCHEDULED TIME”**

ANALYSIS

COVID-19 mass vaccinations are showing signs of preventing illness and steep decline in cases and hospital admissions in countries which done vaccination. Kerala started its vaccination for health care workers from January 16, 2021. The COVID-19 Vaccines Operational Guidelines issued by the Ministry of Health and Family Welfare, Govt. of India, 28th December 2020 and all subsequent Guidelines issued by Ministry of Health and Family Welfare, Govt of India are followed at the sites and all vaccination lanes

Summary of COVID Vaccine Administered as on 02/07/2022 midnight




99% of eligible population vaccinated with a single dose till July 02

85% of eligible population vaccinated with double dose till July 02

State has vaccinated about **85%** of children aged 15 - 17 years with a single dose

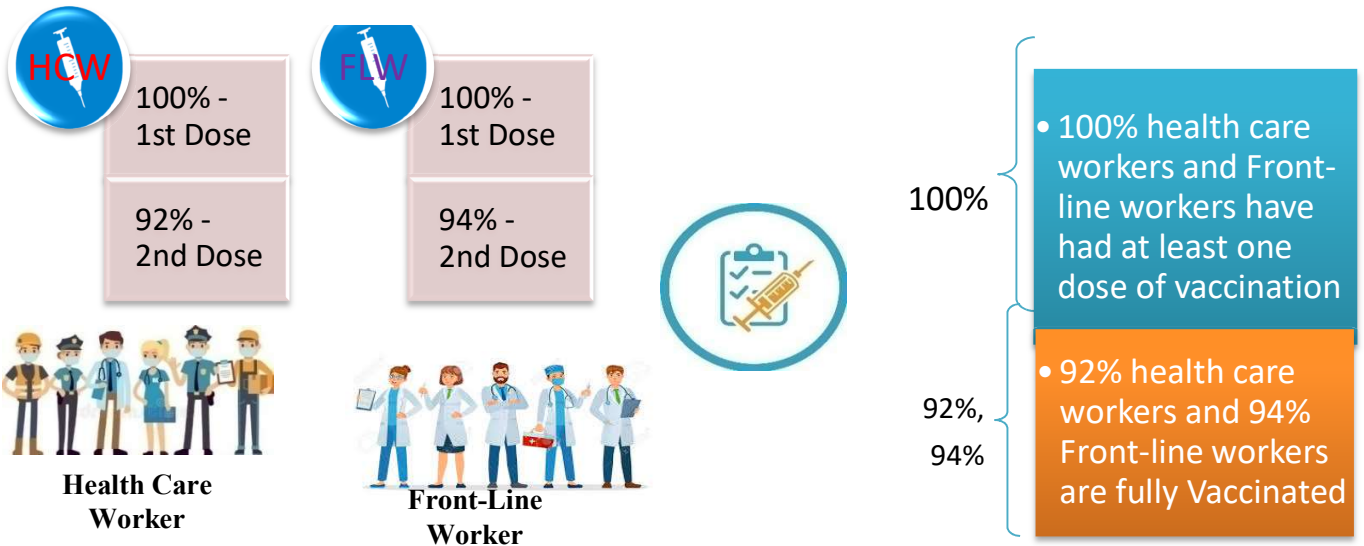
Time Line of Vaccination Coverage



Kerala began administration of COVID 19 Vaccines on 16th January, 2021. As of 2nd July 2022, Kerala has administered over 55 million doses overall, including first and second doses of vaccines.

Over 99 per cent of the eligible population (15 + years) in Kerala has been administered the first dose of the Covid-19 vaccine. The state has achieved the target within 510 days since the beginning of the vaccination drive on January 16, 2021

Health Care Workers & Front-line Workers Vaccinated



Are You Vaccinated? You Still Need to Practice: SMS

- Even after vaccination, follow COVID appropriate behavior
- Practice Social Distancing and greet without physical contact
- Always wear clean face mask
- Wash your hands thoroughly and frequently or use hand sanitizer
- Follow the current COVID 19 guidelines to prevent further spread
- Stay Safe. Stay Strong. Get Vaccinated



Even After Getting Vaccinated Keep Taking Precautions to Protect Your Self

			
GET VACCINATED	WASH YOUR HANDS	WEAR A MASK	KEEP YOUR DISTANCE

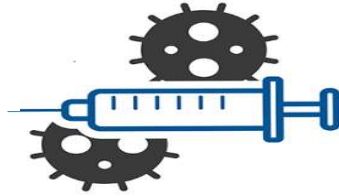
The Race Towards Full Vaccination - Weekly Trend

18th – 24th June 2022

Kerala Administered over

1.25 Lakh

COVID Vaccine Doses during 18th to 24th June, 2022



From 18th to 24th June 2022 on average

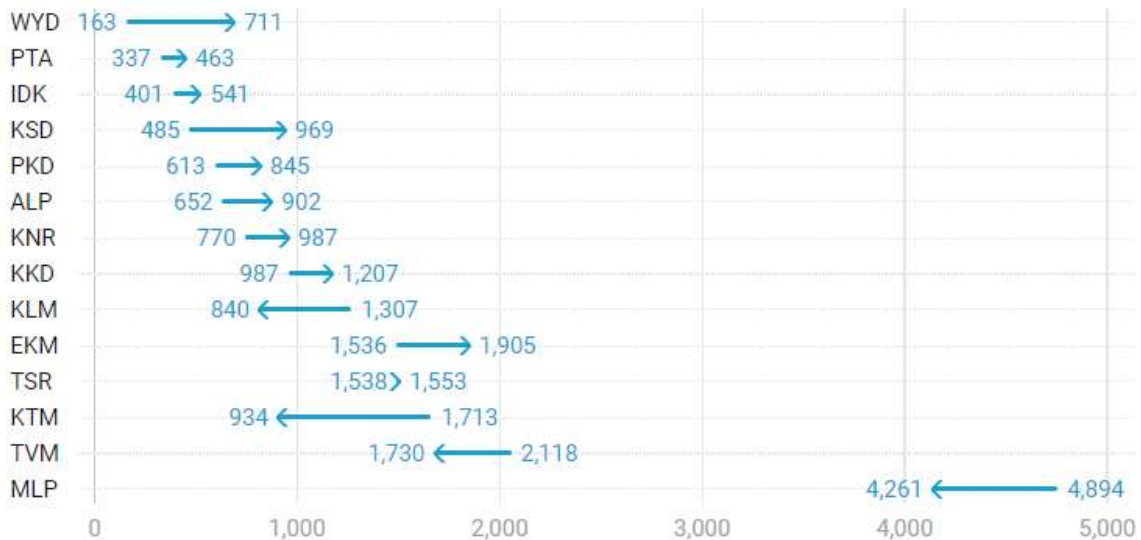
0.18 lakh

doses were administered daily.

Average Doses Administered Per day per week (in 1000)



Trend in average per day vaccination (in 1000) for the last two weeks



Race Against Time – Vaccination Quarterly Status

(Q1:16th Jan-Mar, Q2: Apr-June, Q3: July-Sep, Q4: Oct - Dec)

Daily Average Doses Administered per Quarter

In the first Quarter, only 42201 first doses and 5324 second doses were administered daily on average. During the second, third and fourth quarters, the daily vaccination of the first and second doses increased significantly.



Vaccination Achievement per Quarter

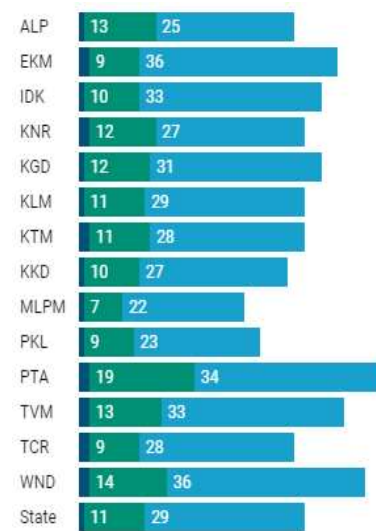
In the third quarter of the immunization drive, 52% of the eligible population (18 + age) in Kerala were given the first dose and 29% the second dose.

■ Q1 ■ Q2 ■ Q3

First Dose

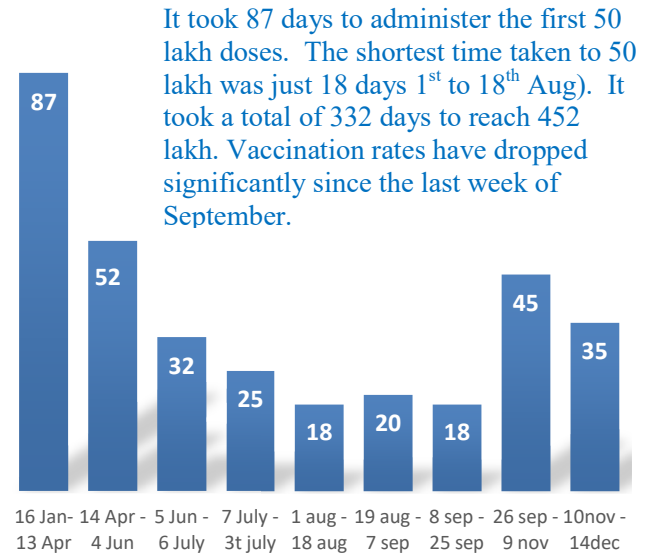


Second Dose



Dose Progression

The chart shows the days taken for total COVID-19 Vaccination doses (both first and second) in Kerala to cross every 50 lakh dose mark



Vaccine Administered per Day and 7 days Moving Average in Last Quarter (Oct -Dec)

The seven-day moving average of daily doses in the last quarter showed a peak on December 2nd and continued to fluctuate thereafter



Important Message to the Public

- a. *Infection or infection rate is only a part and disease manifestation of disease is to be monitored*
- b. *Fatality among vaccinated people is very less. Disease severity among vaccinated people is less.*
- c. *People with comorbidity should be careful. Once detected covid positive they should get admitted and do not stay at home.*
- d. *Death in covid positive cases are among unvaccinated people, especially having comorbidities like Diabetes and Hypertension*
- e. *Late arrival to hospitals is one of the reason for Death among people with comorbidities*
- f. *Vaccinated people, only if symptomatic are advised to consult Doctor.*
- g. *Non Vaccinated people, if symptomatic, may do RTPCR test*
- h. *Antigen testing is only for emergency purpose*
- i. *Non vaccinated people with co-morbidities to do testing by RTPCR and consult doctor*
- j. *Repeat RTPCR is not needed among the people who are detected COVID positive in the previous 2 months*
- k. *All young person detected positive and at home isolation should do glucose test*

TABLE1.Total Vaccination done in the State as on 02/07/2022 midnight

State Summary (15+ years)-Total doses administered till 03/07/2022 at 12 AM								
District	Target	First Dose	Percent age	Second Dose	Percentage*	Precaution Dose	Percentage	Total doses administered
Alappuzha	1829568	1736474	95%	1617148	88%	174105	25%	35,27,727
Ernakulam	3217878	3304310	104%	2814775	88%	263036	19%	63,82,121
Idukki	950762	959934	101%	805802	85%	45047	11%	18,10,783
Kannur	2100307	2162111	103%	1910812	91%	148549	19%	42,21,472
Kasaragod	1092141	1051568	96%	874849	80%	47460	11%	19,73,877
Kollam	2268371	2224249	98%	1927970	85%	158362	18%	43,10,581
Kottayam	1704500	1676925	98%	1475927	87%	151094	22%	33,03,946
Kozhikode	2746273	2676112	97%	2217062	81%	141111	14%	50,34,285
Malappuram	3386535	3423299	101%	2660536	78%	114278	13%	61,98,113
Palakkad	2349082	2326053	99%	2012044	86%	154511	22%	44,92,608
Pathanamthitta	1118564	1155814	103%	986663	88%	139384	24%	22,81,861
Thiruvananthapuram	2914006	2892200	99%	2504226	86%	248120	19%	56,44,546
Thrissur	2767777	2642490	95%	2451465	89%	259017	26%	53,52,972
Wayanad	716933	746828	104%	645613	90%	39774	11%	14,32,215
Grand Total	29,162,697	2,89,78,367	99%	2,49,04,892	85%	20,83,848	19%	5,59,67,107

TABLE2.Covid-19 Vaccination Center Functional in the State as on 02/07/2022 midnight(03/07/2022 12AM)

DISTRICTS	12+	15+	18+	Total
Alappuzha	84	84	8	176
Ernakulam	92	10	36	138
Idukki	9	6	9	24
Kannur	52	19	22	93
Kasaragod	20	21	51	92
Kollam	43	5	9	57
Kottayam	52	13	12	77
Kozhikode	44	21	22	87
Malappuram	30	31	29	90
Palakkad	20	8	17	45
Pathanamthitta	54	6	10	70
Thiruvananthapuram	75	0	12	87
Thrissur	81	3	25	109
Wayanad	8	7	8	23
GrandTotal	664	234	270	1168

TABLE3. Health Care Workers Coverage as on 02/07/2022 midnight

<i>DISTRICT</i>	<i>1st DOSE</i>	<i>2nd Dose</i>	<i>% fully vaccinated</i>	<i>Precaution dose</i>	<i>Precaution dose (%) *</i>
Alappuzha	29022	27239	94%	14242	54%
Ernakulam	85572	75846	89%	32971	46%
Idukki	13556	13012	96%	6144	49%
Kannur	40390	37551	93%	19016	52%
Kasaragod	11610	10823	93%	4973	48%
Kollam	36040	33827	94%	15820	49%
Kottayam	38706	36324	94%	17697	51%
Kozhikode	52735	47965	91%	18816	41%
Malappuram	44834	42010	94%	18523	46%
Palakkad	34676	32021	92%	16202	53%
Pathanamthitta	29337	25094	86%	12364	52%
Thiruvananthapuram	73434	66423	90%	28373	45%
Thrissur	51910	49214	95%	27584	58%
Wayanad	13979	13297	95%	6589	51%
Grand Total	555801	510646	92%	239314	49%

1st Dose coverage for HCW is 100%

*Proportion of beneficiaries who are eligible (completed 9 months after 2nd dose)

TABLE4. Frontline workers Coverage as on 02/07/2022 midnight

<i>DISTRICT</i>	<i>1st dose</i>	<i>2nd Dose</i>	<i>% fully vaccinated</i>	<i>Precaution dose</i>	<i>Precaution dose(%) *</i>
Alappuzha	39131	36759	94%	13845	39%
Ernakulam	54936	50359	92%	19270	40%
Idukki	22995	21349	93%	5805	29%
Kannur	41386	39976	97%	13099	34%
Kasaragod	24615	22490	91%	6397	29%
Kollam	42235	38856	92%	11047	30%
Kottayam	32141	30611	95%	11674	40%
Kozhikode	55273	52569	95%	9906	20%
Malappuram	53920	51287	95%	14393	29%
Palakkad	48097	45552	95%	17448	40%
Pathanamthitta	25251	22539	89%	7509	35%
Thiruvananthapuram	73009	67648	93%	24181	38%
Thrissur	41909	40743	97%	19166	49%
Wayanad	17021	16097	95%	4210	27%
Grand Total	571919	536835	94%	177950	35%

1st Dose coverage for FLW is 100%

*Proportion of beneficiaries who are eligible (completed 9 months after 2nd dose)

TABLE5.Age-Appropriate Group (45-59 Years) Coverage as on 02/07/2022 midnight

Table 5: Age appropriate group (45-59 years) coverage							
45-59 years Coverage as on		03/07/2022		at 12 AM			
District	Target	1st Dose Coverage	Percentage	2nd Dose Coverage	Percentage fully vaccinated	Precaution dose	%
Alappuzha	535436	438994	82%	416635	78%	3777	2%
Ernakulam	809349	783840	97%	703799	87%	17034	4%
Idukki	237564	246991	104%	219324	92%	750	0%
Kannur	527295	515975	98%	480854	91%	3496	1%
Kasaragod	253027	252284	100%	224213	89%	489	0%
Kollam	541201	560182	104%	503354	93%	3918	1%
Kottayam	478470	414246	87%	375365	78%	5298	2%
Kozhikode	658949	655291	99%	582524	88%	4290	1%
Malappuram	733338	723155	99%	630050	86%	2342	1%
Palakkad	614226	547308	89%	500777	82%	4375	2%
Pathanamthitta	264372	281872	107%	251972	95%	3932	2%
Thiruvananthapuram	735836	681798	93%	614392	83%	10850	3%
Thrissur	689418	664147	96%	626520	91%	13674	4%
Wayanad	170537	177140	104%	164327	96%	430	0%
Grand Total	7249018	69,43,223	96%	62,94,106	87%	74655	2%

TABLE6.Age-Appropriate Group (≥60 Years) Coverage as on 02/07/2022midnight

Table 6: Age appropriate group (≥ 60 years) coverage							
≥ 60 years Coverage as on		03/07/2022		at 12 AM			
District	Target	1st Dose Coverage	Percentage	2nd Dose Coverage	Percentage fully vaccinated	Precaution dose	%
Alappuzha	424565	429135	101%	401206	94%	139593	49%
Ernakulam	673885	676466	100%	621593	92%	177236	36%
Idukki	193981	194591	100%	173189	89%	31743	23%
Kannur	438602	444554	101%	413005	94%	110287	38%
Kasaragod	182460	181721	100%	160414	88%	35087	26%
Kollam	497558	499612	100%	455723	92%	124897	38%
Kottayam	418008	419809	100%	384748	92%	112796	42%
Kozhikode	526896	529335	100%	480513	91%	104446	31%
Malappuram	477642	488198	102%	435075	91%	77119	26%
Palakkad	437708	439871	100%	402495	92%	114037	42%
Pathanamthitta	311297	312306	100%	280964	90%	112388	46%
Thiruvananthapuram	630465	633164	100%	572034	91%	174365	39%
Thrissur	581781	588283	101%	558796	96%	190780	49%
Wayanad	128009	128317	100%	114494	89%	28267	28%
Grand Total	5922857	59,65,362	101%	54,54,249	92%	15,33,041	38%

TABLE 6. Age-Appropriate Group (18-44 Years) Coverage as on 02/07/2022 midnight

18-44 years Coverage as on 03/07/2022 at 12 AM							
District	Target	First Dose					
		1st Dose Coverage	Percentage	2nd Dose Coverage	Percentage fully vaccinated	Precaution dose	%
Alappuzha	744178	670326	90%	635372	85%	2648	2%
Ernakulam	1470864	1511900	103%	1237751	84%	16525	5%
Idukki	437537	419744	96%	335458	77%	605	1%
Kannur	947964	966078	102%	834753	88%	2651	2%
Kasaragod	556876	501974	90%	411886	74%	514	1%
Kollam	1054752	933356	88%	796725	76%	2680	2%
Kottayam	665544	656063	99%	570873	86%	3629	3%
Kozhikode	1313678	1223542	93%	974422	74%	3653	2%
Malappuram	1777378	1832004	103%	1396931	79%	1901	1%
Palakkad	1088327	1087103	100%	920502	85%	2449	2%
Pathanamthitta	460819	443595	96%	358633	78%	3191	4%
Thiruvananthapuram	1309099	1249726	95%	1068897	82%	10351	3%
Thrissur	1274465	1098751	86%	1031464	81%	7813	4%
Wayanad	361152	354769	98%	302980	84%	278	0%
Grand Total	13462633	1,29,48,931	96%	1,08,76,647	81%	58888	2%
*Among those who have taken first dose							

TABLE 7. Age-Appropriate Group (15-17 Years) Coverage as on 02/07/2022 midnight

15-17 years Coverage as on 03/07/2022 at 12 AM					
District	Target	1st Dose Coverage	Percentage	2nd Dose Coverage	Percentage fully vaccinated
Alappuzha	80832	79984	99%	65986	82%
Ernakulam	140530	119604	85%	89905	64%
Idukki	51339	38795	76%	30256	59%
Kannur	97722	102096	104%	75135	77%
Kasaragod	60496	52113	86%	34854	58%
Kollam	105234	99105	94%	72413	69%
Kottayam	85400	71549	84%	54040	63%
Kozhikode	143028	113256	79%	62985	44%
Malappuram	241212	189054	78%	89182	37%
Palakkad	132742	116948	88%	84564	64%
Pathanamthitta	48854	40624	83%	32407	66%
Thiruvananthapuram	145238	113802	78%	79582	55%
Thrissur	123540	125590	102%	98075	79%
Wayanad	29245	36763	126%	25207	86%
Grand Total	15,34,000	12,99,283	85%	8,94,591	58%

Table 8: Age appropriate group (12-14 years) Coverage as on 02/07/2022 midnight

12-14 years Coverage as on 03/07/2022 at 12 AM					
District	Target	1st Dose Coverage	Percentage	2nd Dose Coverage	Percentage fully vaccinated
Alappuzha	43284	49882	115%	33951	78%
Ernakulam	90244	71992	80%	35522	39%
Idukki	29672	23262	78%	13214	45%
Kannur	89079	51632	58%	29538	33%
Kasaragod	39968	27251	68%	10169	25%
Kollam	69984	53719	77%	27072	39%
Kottayam	55571	44411	80%	23966	43%
Kozhikode	103644	46680	45%	16084	16%
Malappuram	159652	92134	58%	16001	10%
Palakkad	75249	52050	69%	26133	35%
Pathanamthitta	33203	22829	69%	15054	45%
Thiruvananthapuram	93804	67267	72%	35250	38%
Thrissur	99789	71900	72%	46653	47%
Wayanad	27857	18839	68%	9211	33%
Grand Total	10,11,000	6,93,848	69%	3,37,818	33%

TABLE9.State Summary (18+) as on 02/07/2022 midnight

State Summary (18+) 03/07/2022 at 12 AM							
District	Target	First Dose	Percentage	Second Dose	Percentage*	Precaution Dose	Percentage
Alappuzha	1704179	1606608	94%	1517211	89%	174105	25%
Ernakulam	2954098	3112714	105%	2689348	91%	263036	19%
Idukki	869082	897877	103%	762332	88%	45047	11%
Kannur	1913861	2008383	105%	1806139	94%	148549	19%
Kasaragod	992363	972204	98%	829826	84%	47460	11%
Kollam	2093511	2071425	99%	1828485	87%	158362	18%
Kottayam	1562022	1560965	100%	1397921	89%	151094	22%
Kozhikode	2499523	2516176	101%	2137993	86%	141111	14%
Malappuram	2988358	3142111	105%	2555353	86%	114278	13%
Palakkad	2140261	2157055	101%	1901347	89%	154511	22%
Pathanamthitta	1036488	1092361	105%	939202	91%	139384	24%
Thiruvananthapuram	2675400	2711131	101%	2389394	89%	248120	19%
Thrissur	2545664	2445000	96%	2306737	91%	259017	26%
Wayanad	659698	691226	105%	611195	93%	39774	11%
Grand Total	2,66,34,508	2,69,85,236	101%	2,36,72,483	89%	2083848	19%

*Revised target population(> 18 years) as per MOHFW is 2.67 crores

*As per letter from Additional Secretary MOHFW- D O No 2317579/2021/Imm dated 15/09/2021

TABLE 10. Achievement for the day 02/07/2022 midnight

Daily achievement 02/07/2022				
District	First Dose	Second Dose	Precaution dose	Total Doses Administered
Alappuzha	491	2838	752	4081
Ernakulam	1259	6393	1356	9008
Idukki	167	676	197	1040
Kannur	1105	3679	524	5308
Kasaragod	328	1030	129	1487
Kollam	759	4032	250	5041
Kottayam	458	1845	671	2974
Kozhikode	1655	3716	594	5965
Malappuram	1504	2275	718	4497
Palakkad	763	1314	570	2647
Pathanamthitta	331	1372	283	1986
Thiruvananthapuram	1235	7646	668	9549
Thrissur	632	3271	640	4543
Wayanad	191	619	330	1140
Grand Total	10878	40706	7682	59266

** Vaccine stock details couldn't be downloaded from e-VIN portal as the portal is down.

TABLE11.COVID Vaccination related sites

support@cowin.gov.in https://www.cowin.gov.in/home https://dashboard.kerala.gov.in/ https://dhs.kerala.gov.in/https://aogyakeralam.gov.in/https://sha.kerala.gov.in/

TABLE10.COVID Vaccination related Helpline numbers

National/State/District	Line1	Line2	Line3
National Helpline	1075	+91 1123978046	0120 4473222
Disha	1056	04712552056	
StateCallCenter	04712309251	04712309252	04712309255
Thiruvananthapuram	9188610100	1077	
Kollam	04742797609	8589015556	
Pathanamthitta	04682222515	04682228220	
Alappuzha	04772239999		
Kottayam	04812565200	04812304800	04812581900
Idukki	18004255640	04862232220	04862233118
Ernakulam	9072303861		
Thrissur	9400066921	9400066922	9400066923
Palakkad	04912505264	04912505189	8943341439
Malappuram	04832733253	04832737858	04832733252
Kozhikode	7594001442		
Wayanad	04936202343	04936202375	9072510900
Kannur	04972700194		
Kasargod	9061076590	9061079244	9061078026