



കേരള സർക്കാർ

[www.health.kerala.gov.in](http://www.health.kerala.gov.in)

**COVID-19 OUTBREAK CONTROL AND PREVENTION STATE CELL  
HEALTH&FAMILY WELFARE DEPARTMENT**

[controlroomdhskerala@gmail.com](mailto:controlroomdhskerala@gmail.com)

[www.dhs.kerala.gov.in](http://www.dhs.kerala.gov.in)

**Kerala HEALTH-COVID-19 DAILY VACCINATION BULLETIN**

**Date: 03/07/2022**

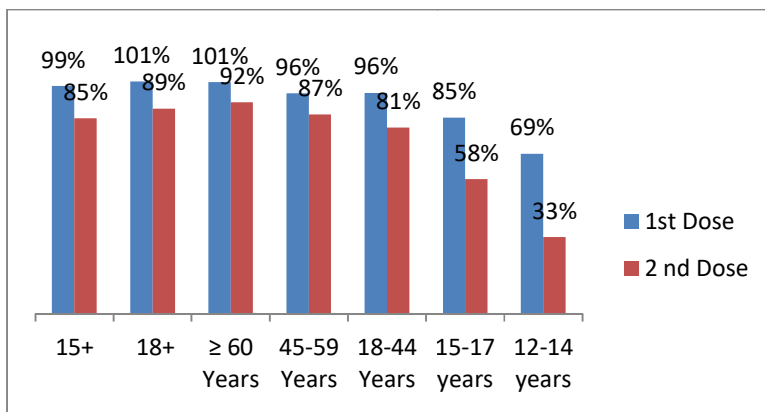
**OUR HEALTH OUR RESPONSIBILITY  
VACCINE ADVISORY**

- *People who are vaccinated with Covid Vaccine are reported to have reduced Covid related ICU admissions, serious disease and death.*
- *Early vaccination is useful to safeguard our life from this deadly disease.*
- *Vaccination sessions are planned as per the availability of vaccine. All are requested to cooperate.*
- *After receiving the first dose, second dose of Covishield vaccine is to be taken between 12–16weeks and second dose of Covaxin between 4-6 weeks.*
- *Covid vaccination is currently available to all above 15 years. Children in 15-18 age group will get Covaxin.*
- *Health Staffs, Frontline workers and people above 60 years with co-morbidities will get precaution dose after 9 months or 39 weeks from the second dose. The Same vaccine administered as first and second dose is to be taken as precaution dose. People above 60 years with co-morbidities should take medical advice before receiving precaution dose.*
- *Vaccination is available free of cost in all Government covid vaccination centers, and at a nominal rate (as per the Gol order F.No.2079203/2021/Immunization) in selected private Hospitals.*
- **ENSURE ALL YOUR ELIGIBLE FAMILY MEMBERS ARE PROTECTED BY RECEIVING ANY OF THE AVAILABLE COVID VACCINE.**
- **“BOTH COVAXIN AND COVISHIELD ARE EQUALLY EFFECTIVE AND SAFE”**
- **“BE FULLY PROTECTED – GET THE SECOND DOSE AT YOUR SCHEDULED TIME”**

### ANALYSIS

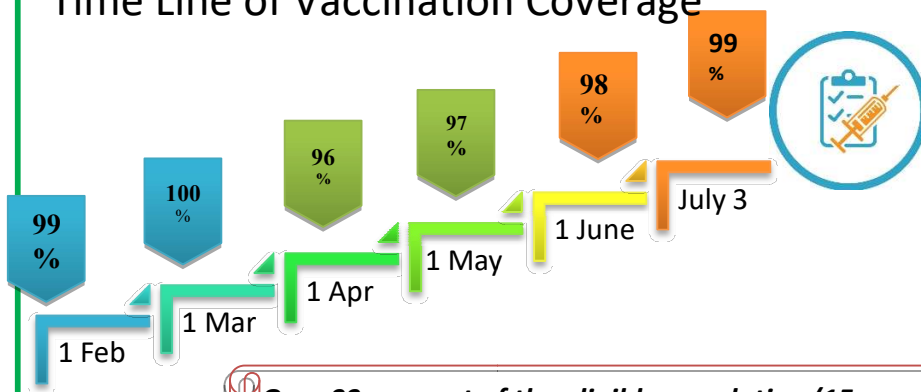
COVID-19 mass vaccinations are showing signs of preventing illness and steep decline in cases and hospital admissions in countries which done vaccination. Kerala started its vaccination for health care workers from January 16, 2021. The COVID-19 Vaccines Operational Guidelines issued by the Ministry of Health and Family Welfare, Govt. of India, 28th December 2020 and all subsequent Guidelines issued by Ministry of Health and Family Welfare, Govt of India are followed at the sites and all vaccination lanes

### Summary of COVID Vaccine Administered as on 03/07/2022 midnight



- 99%** of eligible population vaccinated with a single dose till July 03
- 85%** of eligible population vaccinated with double dose till July 03
- State has vaccinated about **85%** of children aged 15 - 17 years with a single dose

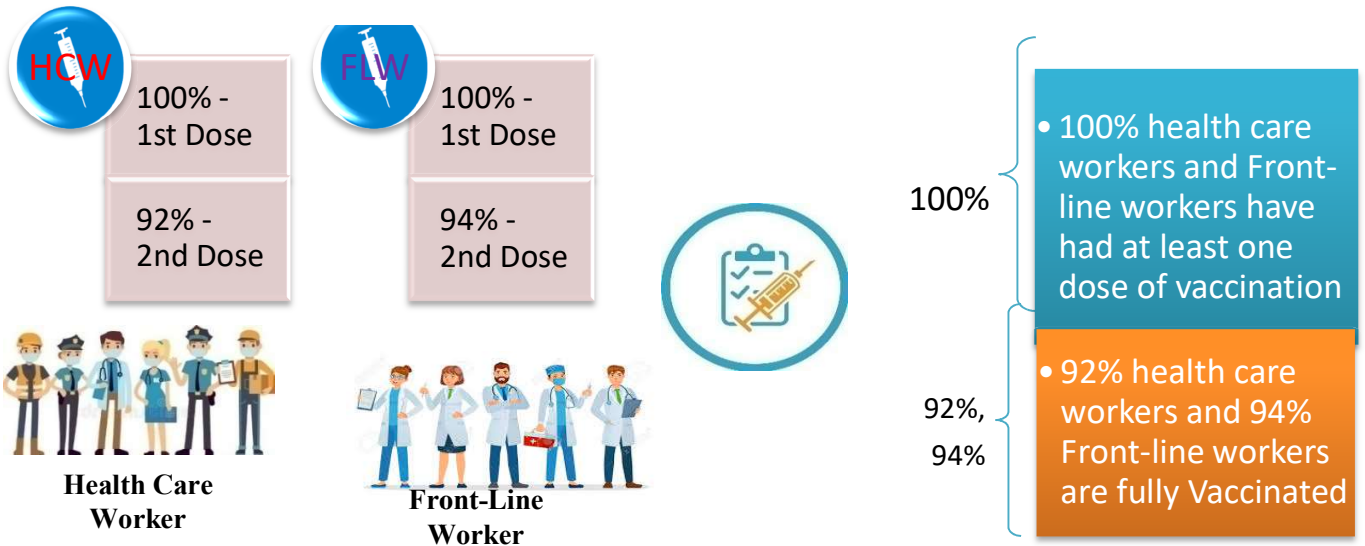
### Time Line of Vaccination Coverage



Kerala began administration of COVID 19 Vaccines on 16<sup>th</sup> January, 2021. As of 3rd July 2022, Kerala has administered over 55 million doses overall, including first and second doses of vaccines.

**Over 99 per cent of the eligible population (15 + years) in Kerala has been administered the first dose of the Covid-19 vaccine. The state has achieved the target within 510 days since the beginning of the vaccination drive on January 16, 2021**

## Health Care Workers & Front-line Workers Vaccinated



### Are You Vaccinated? You Still Need to Practice: SMS

- Even after vaccination, follow COVID appropriate behavior
- Practice Social Distancing and greet without physical contact
- Always wear clean face mask
- Wash your hands thoroughly and frequently or use hand sanitizer
- Follow the current COVID 19 guidelines to prevent further spread
- Stay Safe. Stay Strong. Get Vaccinated



Even After Getting Vaccinated Keep Taking Precautions to Protect Your Self



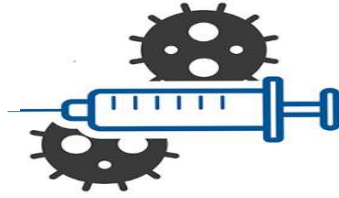
# The Race Towards Full Vaccination - Weekly Trend

18<sup>th</sup> – 24<sup>th</sup> June 2022

Kerala Administered over

## 1.25 Lakh

COVID Vaccine Doses during 18<sup>th</sup> to 24<sup>th</sup> June, 2022



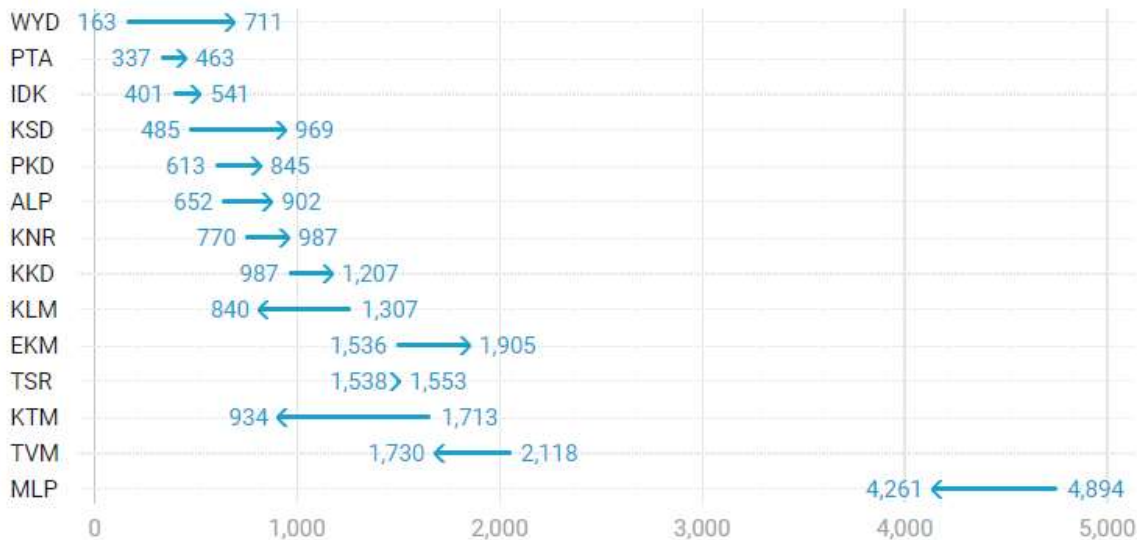
From 18<sup>th</sup> to 24<sup>th</sup> June 2022 on average

**0.18 lakh** doses were administered daily.

Average Doses Administered Per day per week (in 1000)



Trend in average per day vaccination (in 1000) for the last two weeks



# Race Against Time – Vaccination Quarterly Status

(Q1:16<sup>th</sup> Jan-Mar, Q2: Apr-June, Q3: July-Sep, Q4: Oct - Dec)

## Daily Average Doses Administered per Quarter

In the first Quarter, only 42201 first doses and 5324 second doses were administered daily on average. During the second, third and fourth quarters, the daily vaccination of the first and second doses increased significantly.



## Vaccination Achievement per Quarter

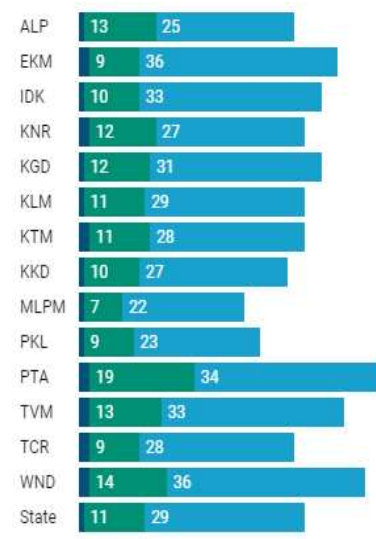
In the third quarter of the immunization drive, 52% of the eligible population (18 + age) in Kerala were given the first dose and 29% the second dose.

■ Q1 ■ Q2 ■ Q3

### First Dose

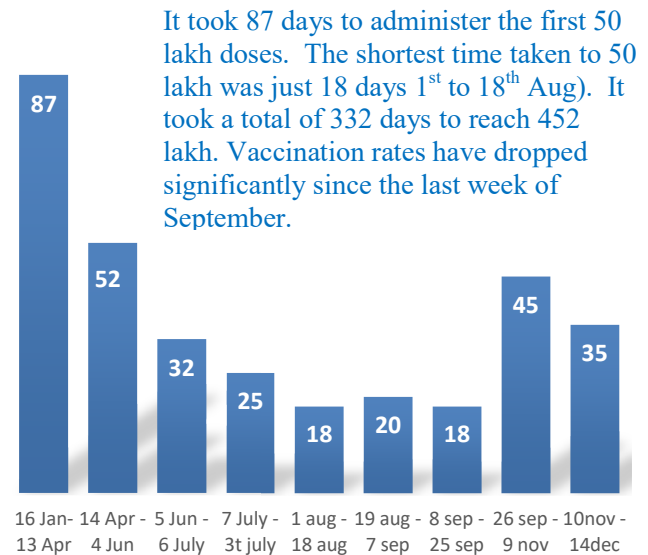


### Second Dose



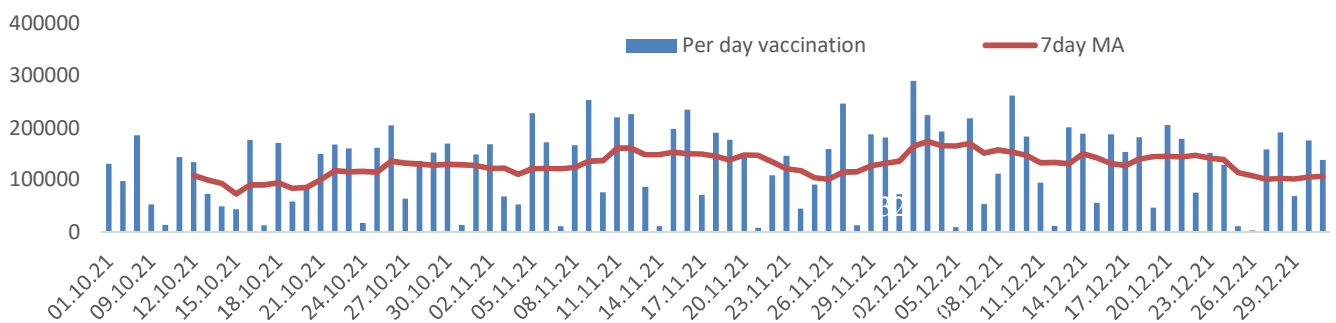
## Dose Progression

The chart shows the days taken for total COVID-19 Vaccination doses (both first and second) in Kerala to cross every 50 lakh dose mark



## Vaccine Administered per Day and 7 days Moving Average in Last Quarter (Oct -Dec)

The seven-day moving average of daily doses in the last quarter showed a peak on December 2<sup>nd</sup> and continued to fluctuate thereafter



## Important Message to the Public

- a. *Infection or infection rate is only a part and disease manifestation of disease is to be monitored*
- b. *Fatality among vaccinated people is very less. Disease severity among vaccinated people is less.*
- c. *People with comorbidity should be careful. Once detected covid positive they should get admitted and do not stay at home.*
- d. *Death in covid positive cases are among unvaccinated people, especially having comorbidities like Diabetes and Hypertension*
- e. *Late arrival to hospitals is one of the reason for Death among people with comorbidities*
- f. *Vaccinated people, only if symptomatic are advised to consult Doctor.*
- g. *Non Vaccinated people, if symptomatic, may do RTPCR test*
- h. *Antigen testing is only for emergency purpose*
- i. *Non vaccinated people with co-morbidities to do testing by RTPCR and consult doctor*
- j. *Repeat RTPCR is not needed among the people who are detected COVID positive in the previous 2 months*
- k. *All young person detected positive and at home isolation should do glucose test*

TABLE1.Total Vaccination done in the State as on 03/07/2022 midnight

State Summary (15+ years)-Total doses administered till 04/07/2022 at 12 AM								
District	Target	First Dose	Percent age	Second Dose	Percentage*	Precaution Dose	Percentage	Total doses administered
Alappuzha	1829568	1736481	95%	1617186	88%	174175	25%	35,27,842
Ernakulam	3217878	3304321	104%	2814815	88%	263205	19%	63,82,341
Idukki	950762	959934	101%	805802	85%	45047	11%	18,10,783
Kannur	2100307	2162114	103%	1910813	91%	148560	19%	42,21,487
Kasaragod	1092141	1051569	96%	874848	80%	47468	11%	19,73,885
Kollam	2268371	2224252	98%	1927986	85%	158405	18%	43,10,643
Kottayam	1704500	1676926	98%	1475930	87%	151115	22%	33,03,971
Kozhikode	2746273	2676254	97%	2217216	81%	141190	14%	50,34,660
Malappuram	3386535	3423299	101%	2660537	78%	114278	13%	61,98,114
Palakkad	2349082	2326053	99%	2012051	86%	154566	22%	44,92,670
Pathanamthitta	1118564	1155814	103%	986664	88%	139416	24%	22,81,894
Thiruvananthapuram	2914006	2892202	99%	2504233	86%	248331	19%	56,44,766
Thrissur	2767777	2642505	95%	2451500	89%	259208	26%	53,53,213
Wayanad	716933	746828	104%	645613	90%	39785	11%	14,32,226
<b>Grand Total</b>	<b>29,162,697</b>	<b>2,89,78,552</b>	<b>99%</b>	<b>2,49,05,194</b>	<b>85%</b>	<b>20,84,749</b>	<b>19%</b>	<b>5,59,68,495</b>

TABLE2.Covid-19 Vaccination Center Functional in the State as on 03/07/2022 midnight(04/07/2022 12AM)

DISTRICTS	12+	15+	18+	Total
Alappuzha	1	0	3	4
Ernakulam	2	1	5	8
Idukki	0	0	0	0
Kannur	1	0	3	4
Kasaragod	0	0	1	1
Kollam	1	0	4	5
Kottayam	0	0	1	1
Kozhikode	2	1	4	7
Malappuram	0	0	1	1
Palakkad	1	0	2	3
Pathanamthitta	0	0	3	3
Thiruvananthapuram	1	0	7	8
Thrissur	2	1	8	11
Wayanad	0	0	0	0
<b>GrandTotal</b>	<b>11</b>	<b>3</b>	<b>42</b>	<b>56</b>

TABLE3. Health Care Workers Coverage as on 03/07/2022 midnight

<i>DISTRICT</i>	<i>1st DOSE</i>	<i>2nd Dose</i>	<i>% fully vaccinated</i>	<i>Precaution dose</i>	<i>Precaution dose (%) *</i>
<b>Alappuzha</b>	29022	27239	94%	14251	54%
<b>Ernakulam</b>	85572	75846	89%	32975	46%
<b>Idukki</b>	13556	13012	96%	6144	49%
<b>Kannur</b>	40390	37551	93%	19016	52%
<b>Kasaragod</b>	11610	10823	93%	4973	48%
<b>Kollam</b>	36040	33827	94%	15821	49%
<b>Kottayam</b>	38706	36324	94%	17697	51%
<b>Kozhikode</b>	52735	47965	91%	18826	41%
<b>Malappuram</b>	44834	42010	94%	18523	46%
<b>Palakkad</b>	34676	32021	92%	16203	53%
<b>Pathanamthitta</b>	29337	25094	86%	12365	52%
<b>Thiruvananthapuram</b>	73434	66423	90%	28377	45%
<b>Thrissur</b>	51910	49214	95%	27589	58%
<b>Wayanad</b>	13979	13297	95%	6590	51%
<b>Grand Total</b>	<b>555801</b>	<b>510646</b>	<b>92%</b>	<b>239350</b>	<b>49%</b>

1st Dose coverage for HCW is 100%

\*Proportion of beneficiaries who are eligible ( completed 9 months after 2nd dose )

TABLE4. Frontline workers Coverage as on 03/07/2022 midnight

<i>DISTRICT</i>	<i>1st dose</i>	<i>2nd Dose</i>	<i>% fully vaccinated</i>	<i>Precaution dose</i>	<i>Precaution dose(%) *</i>
<b>Alappuzha</b>	39131	36759	94%	13849	39%
<b>Ernakulam</b>	54936	50359	92%	19271	40%
<b>Idukki</b>	22995	21349	93%	5805	29%
<b>Kannur</b>	41386	39976	97%	13099	34%
<b>Kasaragod</b>	24615	22490	91%	6397	29%
<b>Kollam</b>	42235	38856	92%	11048	30%
<b>Kottayam</b>	32141	30611	95%	11674	40%
<b>Kozhikode</b>	55273	52569	95%	9916	20%
<b>Malappuram</b>	53920	51287	95%	14393	29%
<b>Palakkad</b>	48097	45552	95%	17449	40%
<b>Pathanamthitta</b>	25251	22539	89%	7510	35%
<b>Thiruvananthapuram</b>	73009	67649	93%	24188	38%
<b>Thrissur</b>	41909	40743	97%	19172	49%
<b>Wayanad</b>	17021	16097	95%	4210	27%
<b>Grand Total</b>	<b>571919</b>	<b>536836</b>	<b>94%</b>	<b>177981</b>	<b>35%</b>

1st Dose coverage for FLW is 100%

\*Proportion of beneficiaries who are eligible ( completed 9 months after 2nd dose )



TABLE5.Age-Appropriate Group (45-59 Years) Coverage as on 03/07/2022 midnight

Table 5: Age appropriate group (45-59 years) coverage							
45-59 years Coverage as on		04/07/2022		at 12 AM			
District	Target	1st Dose Coverage	Percentage	2nd Dose Coverage	Percentage fully vaccinated	Precaution dose	%
Alappuzha	535436	438994	82%	416635	78%	3792	2%
Ernakulam	809349	783840	97%	703800	87%	17067	4%
Idukki	237564	246991	104%	219324	92%	750	0%
Kannur	527295	515975	98%	480854	91%	3496	1%
Kasaragod	253027	252285	100%	224212	89%	491	0%
Kollam	541201	560182	104%	503356	93%	3925	1%
Kottayam	478470	414246	87%	375365	78%	5304	2%
Kozhikode	658949	655295	99%	582525	88%	4292	1%
Malappuram	733338	723155	99%	630050	86%	2342	1%
Palakkad	614226	547308	89%	500777	82%	4391	2%
Pathanamthitta	264372	281872	107%	251972	95%	3935	2%
Thiruvananthapuram	735836	681798	93%	614392	83%	10897	3%
Thrissur	689418	664148	96%	626520	91%	13725	4%
Wayanad	170537	177140	104%	164327	96%	430	0%
<b>Grand Total</b>	<b>7249018</b>	<b>69,43,229</b>	<b>96%</b>	<b>62,94,109</b>	<b>87%</b>	<b>74837</b>	<b>2%</b>

TABLE6.Age-Appropriate Group (≥60 Years) Coverage as on 03/07/2022midnight

Table 6: Age appropriate group (≥ 60 years) coverage							
≥ 60 years Coverage as on		04/07/2022		at 12 AM			
District	Target	1st Dose Coverage	Percentage	2nd Dose Coverage	Percentage fully vaccinated	Precaution dose	%
Alappuzha	424565	429135	101%	401206	94%	139600	49%
Ernakulam	673885	676466	100%	621593	92%	177250	36%
Idukki	193981	194591	100%	173189	89%	31743	23%
Kannur	438602	444554	101%	413005	94%	110289	38%
Kasaragod	182460	181721	100%	160414	88%	35087	26%
Kollam	497558	499612	100%	455723	92%	124902	38%
Kottayam	418008	419809	100%	384748	92%	112797	42%
Kozhikode	526896	529337	100%	480513	91%	104495	31%
Malappuram	477642	488198	102%	435075	91%	77119	26%
Palakkad	437708	439871	100%	402495	92%	114044	42%
Pathanamthitta	311297	312306	100%	280964	90%	112392	46%
Thiruvananthapuram	630465	633164	100%	572035	91%	174388	39%
Thrissur	581781	588284	101%	558797	96%	190801	49%
Wayanad	128009	128317	100%	114494	89%	28267	28%
<b>Grand Total</b>	<b>5922857</b>	<b>59,65,365</b>	<b>101%</b>	<b>54,54,251</b>	<b>92%</b>	<b>15,33,174</b>	<b>38%</b>

TABLE 6. Age-Appropriate Group (18-44 Years) Coverage as on 03/07/2022 midnight

18-44 years Coverage as on 04/07/2022 at 12 AM							
District	Target	First Dose					
		1st Dose Coverage	Percentage	2nd Dose Coverage	Percentage fully vaccinated	Precaution dose	%
Alappuzha	744178	670328	90%	635381	85%	2683	2%
Ernakulam	1470864	1511901	103%	1237765	84%	16642	5%
Idukki	437537	419744	96%	335458	77%	605	1%
Kannur	947964	966081	102%	834754	88%	2660	2%
Kasaragod	556876	501974	90%	411886	74%	520	1%
Kollam	1054752	933357	88%	796729	76%	2709	2%
Kottayam	665544	656063	99%	570875	86%	3643	3%
Kozhikode	1313678	1223552	93%	974444	74%	3661	2%
Malappuram	1777378	1832004	103%	1396931	79%	1901	1%
Palakkad	1088327	1087103	100%	920506	85%	2479	2%
Pathanamthitta	460819	443595	96%	358634	78%	3214	4%
Thiruvananthapuram	1309099	1249727	95%	1068901	82%	10481	3%
Thrissur	1274465	1098752	86%	1031470	81%	7921	4%
Wayanad	361152	354769	98%	302980	84%	288	0%
<b>Grand Total</b>	<b>13462633</b>	<b>1,29,48,950</b>	<b>96%</b>	<b>1,08,76,714</b>	<b>81%</b>	<b>59407</b>	<b>3%</b>
*Among those who have taken first dose							

TABLE 7. Age-Appropriate Group (15-17 Years) Coverage as on 03/07/2022 midnight

15-17 years Coverage as on 04/07/2022 at 12 AM					
District	Target	1st Dose Coverage	Percentage	2nd Dose Coverage	Percentage fully vaccinated
Alappuzha	80832	79984	99%	65986	82%
Ernakulam	140530	119606	85%	89927	64%
Idukki	51339	38795	76%	30256	59%
Kannur	97722	102096	104%	75135	77%
Kasaragod	60496	52113	86%	34854	58%
Kollam	105234	99106	94%	72418	69%
Kottayam	85400	71549	84%	54040	63%
Kozhikode	143028	113280	79%	63004	44%
Malappuram	241212	189054	78%	89182	37%
Palakkad	132742	116948	88%	84564	64%
Pathanamthitta	48854	40624	83%	32407	66%
Thiruvananthapuram	145238	113802	78%	79582	55%
Thrissur	123540	125593	102%	98089	79%
Wayanad	29245	36763	126%	25207	86%
<b>Grand Total</b>	<b>15,34,000</b>	<b>12,99,313</b>	<b>85%</b>	<b>8,94,651</b>	<b>58%</b>

Table 8: Age appropriate group (12-14 years) Coverage as on 03/07/2022 midnight

12-14 years Coverage as on 04/07/2022 at 12 AM					
District	Target	1st Dose Coverage	Percentage	2nd Dose Coverage	Percentage fully vaccinated
Alappuzha	43284	49887	115%	33980	79%
Ernakulam	90244	72000	80%	35525	39%
Idukki	29672	23262	78%	13214	45%
Kannur	89079	51632	58%	29538	33%
Kasaragod	39968	27251	68%	10169	25%
Kollam	69984	53720	77%	27077	39%
Kottayam	55571	44412	80%	23967	43%
Kozhikode	103644	46782	45%	16196	16%
Malappuram	159652	92134	58%	16002	10%
Palakkad	75249	52050	69%	26136	35%
Pathanamthitta	33203	22829	69%	15054	45%
Thiruvananthapuram	93804	67268	72%	35251	38%
Thrissur	99789	71909	72%	46667	47%
Wayanad	27857	18839	68%	9211	33%
<b>Grand Total</b>	<b>10,11,000</b>	<b>6,93,975</b>	<b>69%</b>	<b>3,37,987</b>	<b>33%</b>

TABLE9.State Summary (18+) as on 03/07/2022 midnight

State Summary (18+) 04/07/2022 at 12 AM							
District	Target	First Dose	Percentage	Second Dose	Percentage*	Precaution Dose	Percentage
Alappuzha	1704179	1606610	94%	1517220	89%	174175	25%
Ernakulam	2954098	3112715	105%	2689363	91%	263205	19%
Idukki	869082	897877	103%	762332	88%	45047	11%
Kannur	1913861	2008386	105%	1806140	94%	148560	19%
Kasaragod	992363	972205	98%	829825	84%	47468	11%
Kollam	2093511	2071426	99%	1828491	87%	158405	18%
Kottayam	1562022	1560965	100%	1397923	89%	151115	22%
Kozhikode	2499523	2516192	101%	2138016	86%	141190	14%
Malappuram	2988358	3142111	105%	2555353	86%	114278	13%
Palakkad	2140261	2157055	101%	1901351	89%	154566	22%
Pathanamthitta	1036488	1092361	105%	939203	91%	139416	24%
Thiruvananthapuram	2675400	2711132	101%	2389400	89%	248331	19%
Thrissur	2545664	2445003	96%	2306744	91%	259208	26%
Wayanad	659698	691226	105%	611195	93%	39785	11%
<b>Grand Total</b>	<b>2,66,34,508</b>	<b>2,69,85,264</b>	<b>101%</b>	<b>2,36,72,556</b>	<b>89%</b>	<b>2084749</b>	<b>19%</b>

\*Revised target population(> 18 years) as per MOHFW is 2.67 crores

\*As per letter from Additional Secretary MOHFW- D O No 2317579/2021/Imm dated 15/09/2021

TABLE 10. Achievement for the day 03/07/2022 midnight

Daily achievement		03/07/2022		
District	First Dose	Second Dose	Precaution dose	Total Doses Administered
Alappuzha	7	38	70	115
Ernakulam	11	40	168	219
Idukki	0	0	0	0
Kannur	3	1	11	15
Kasaragod	1	0	8	9
Kollam	3	16	43	62
Kottayam	0	2	20	22
Kozhikode	134	148	73	355
Malappuram	0	0	0	0
Palakkad	0	7	55	62
Pathanamthitta	0	1	32	33
Thiruvananthapuram	0	4	203	207
Thrissur	10	21	191	222
Wayanad	0	0	11	11
<b>Grand Total</b>	<b>169</b>	<b>278</b>	<b>885</b>	<b>1332</b>

\*\* Vaccine stock details couldn't be downloaded from e-VIN portal as the portal is down.

TABLE11.COVID Vaccination related sites

<a href="mailto:support@cowin.gov.in">support@cowin.gov.in</a> <a href="https://www.cowin.gov.in/home">https://www.cowin.gov.in/home</a> <a href="https://dashboard.kerala.gov.in/">https://dashboard.kerala.gov.in/</a> <a href="https://dhs.kerala.gov.in/https://aogyakeralam.gov.in/https://sha.kerala.gov.in/">https://dhs.kerala.gov.in/https://aogyakeralam.gov.in/https://sha.kerala.gov.in/</a>
---

TABLE10.COVID Vaccination related Helpline numbers

National/State/District	Line1	Line2	Line3
National Helpline	1075	+91 1123978046	0120 4473222
Disha	1056	04712552056	
StateCallCenter	04712309251	04712309252	04712309255
Thiruvananthapuram	9188610100	1077	
Kollam	04742797609	8589015556	
Pathanamthitta	04682222515	04682228220	
Alappuzha	04772239999		
Kottayam	04812565200	04812304800	04812581900
Idukki	18004255640	04862232220	04862233118
Ernakulam	9072303861		
Thrissur	9400066921	9400066922	9400066923
Palakkad	04912505264	04912505189	8943341439
Malappuram	04832733253	04832737858	04832733252
Kozhikode	7594001442		
Wayanad	04936202343	04936202375	9072510900
Kannur	04972700194		
Kasargod	9061076590	9061079244	9061078026