



കേരള സർക്കാർ

www.health.kerala.gov.in

**COVID-19 OUTBREAK CONTROL AND PREVENTION STATE CELL
HEALTH&FAMILY WELFARE DEPARTMENT**

controlroomdhskerala@gmail.com

www.dhs.kerala.gov.in

Kerala HEALTH-COVID-19 DAILY VACCINATION BULLETIN

Date: 06/07/2022

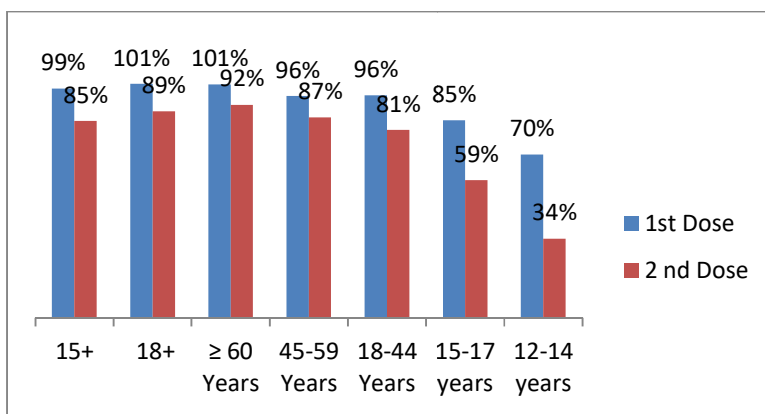
**OUR HEALTH OUR RESPONSIBILITY
VACCINE ADVISORY**

- *People who are vaccinated with Covid Vaccine are reported to have reduced Covid related ICU admissions, serious disease and death.*
- *Early vaccination is useful to safeguard our life from this deadly disease.*
- *Vaccination sessions are planned as per the availability of vaccine. All are requested to cooperate.*
- *After receiving the first dose, second dose of Covishield vaccine is to be taken between 12–16weeks and second dose of Covaxin between 4-6 weeks.*
- *Covid vaccination is currently available to all above 15 years. Children in 15-18 age group will get Covaxin.*
- *Health Staffs, Frontline workers and people above 60 years with co-morbidities will get precaution dose after 9 months or 39 weeks from the second dose. The Same vaccine administered as first and second dose is to be taken as precaution dose. People above 60 years with co-morbidities should take medical advice before receiving precaution dose.*
- *Vaccination is available free of cost in all Government covid vaccination centers, and at a nominal rate (as per the Gol order F.No.2079203/2021/Immunization) in selected private Hospitals.*
- **ENSURE ALL YOUR ELIGIBLE FAMILY MEMBERS ARE PROTECTED BY RECEIVING ANY OF THE AVAILABLE COVID VACCINE.**
- **“BOTH COVAXIN AND COVISHIELD ARE EQUALLY EFFECTIVE AND SAFE”**
- **“BE FULLY PROTECTED – GET THE SECOND DOSE AT YOUR SCHEDULED TIME”**

ANALYSIS

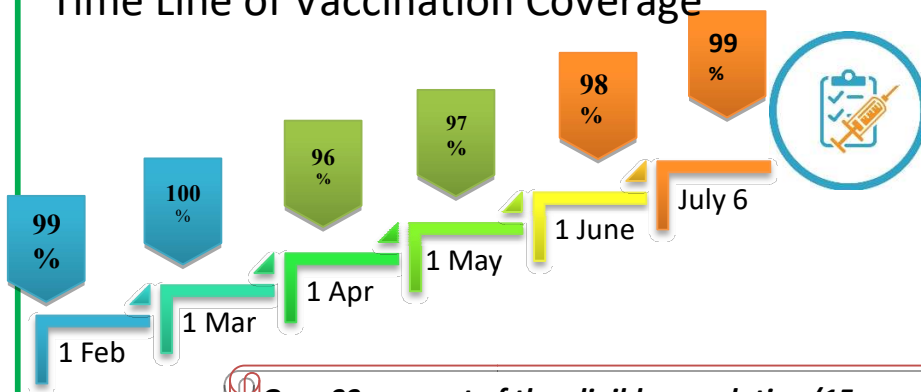
COVID-19 mass vaccinations are showing signs of preventing illness and steep decline in cases and hospital admissions in countries which done vaccination. Kerala started its vaccination for health care workers from January 16, 2021. The COVID-19 Vaccines Operational Guidelines issued by the Ministry of Health and Family Welfare, Govt. of India, 28th December 2020 and all subsequent Guidelines issued by Ministry of Health and Family Welfare, Govt of India are followed at the sites and all vaccination lanes

Summary of COVID Vaccine Administered as on 06/07/2022 midnight



- 99%** of eligible population vaccinated with a single dose till July 06
- 85%** of eligible population vaccinated with double dose till July 06
- State has vaccinated about **85%** of children aged 15 - 17 years with a single dose

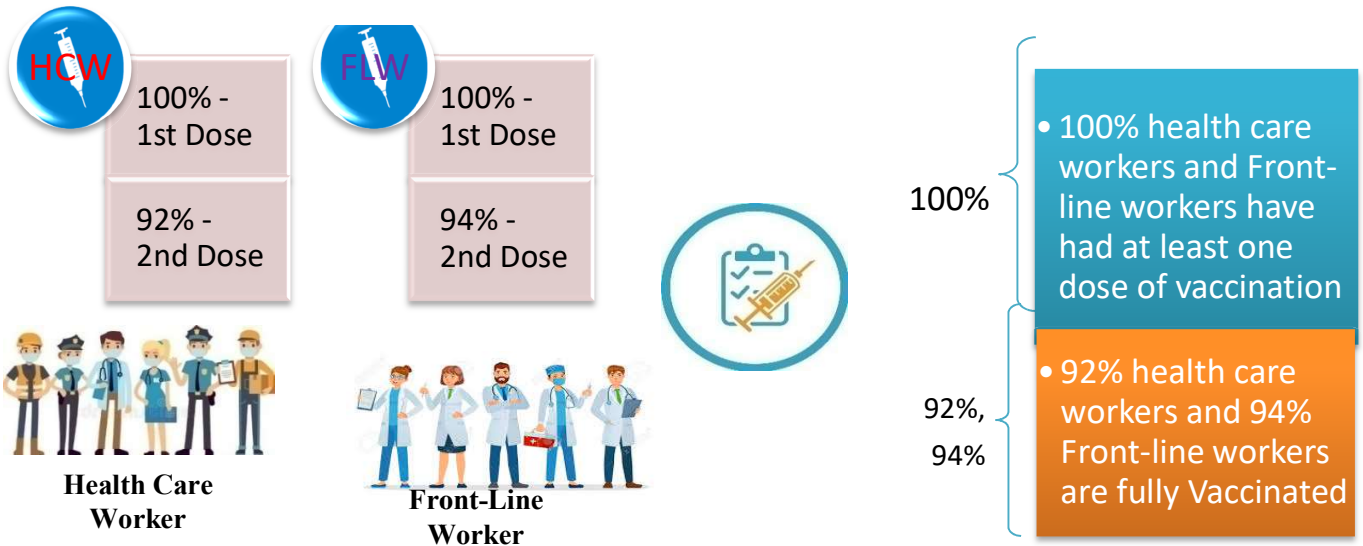
Time Line of Vaccination Coverage



Kerala began administration of COVID 19 Vaccines on 16th January, 2021. As of 6th July 2022, Kerala has administered over 55 million doses overall, including first and second doses of vaccines.

Over 99 per cent of the eligible population (15 + years) in Kerala has been administered the first dose of the Covid-19 vaccine. The state has achieved the target within 510 days since the beginning of the vaccination drive on January 16, 2021

Health Care Workers & Front-line Workers Vaccinated



Are You Vaccinated? You Still Need to Practice: SMS

- Even after vaccination, follow COVID appropriate behavior
- Practice Social Distancing and greet without physical contact
- Always wear clean face mask
- Wash your hands thoroughly and frequently or use hand sanitizer
- Follow the current COVID 19 guidelines to prevent further spread
- Stay Safe. Stay Strong. Get Vaccinated



Even After Getting Vaccinated Keep Taking Precautions to Protect Your Self



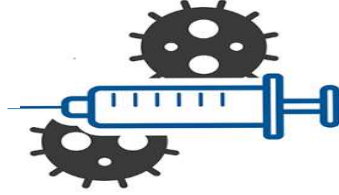
The Race Towards Full Vaccination - Weekly Trend

18th – 24th June 2022

Kerala Administered over

1.25 Lakh

COVID Vaccine Doses during 18th to 24th June, 2022



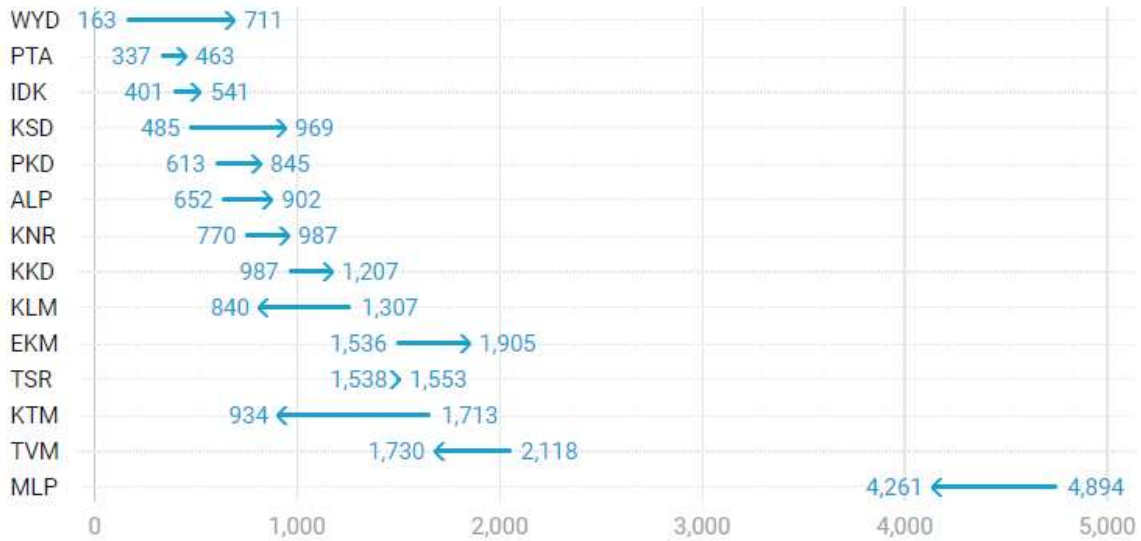
From 18th to 24th June 2022 on average

0.18 lakh doses were administered daily.

Average Doses Administered Per day per week (in 1000)



Trend in average per day vaccination (in 1000) for the last two weeks



Race Against Time – Vaccination Quarterly Status

(Q1:16th Jan-Mar, Q2: Apr-June, Q3: July-Sep, Q4: Oct - Dec)

Daily Average Doses Administered per Quarter

In the first Quarter, only 42201 first doses and 5324 second doses were administered daily on average. During the second, third and fourth quarters, the daily vaccination of the first and second doses increased significantly.



Vaccination Achievement per Quarter

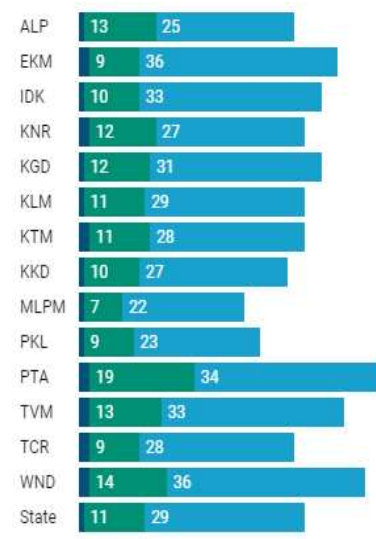
In the third quarter of the immunization drive, 52% of the eligible population (18 + age) in Kerala were given the first dose and 29% the second dose.

■ Q1 ■ Q2 ■ Q3

First Dose

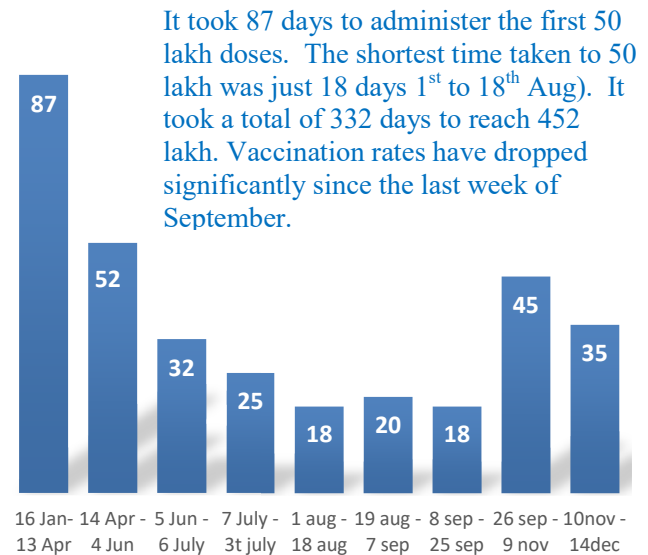


Second Dose



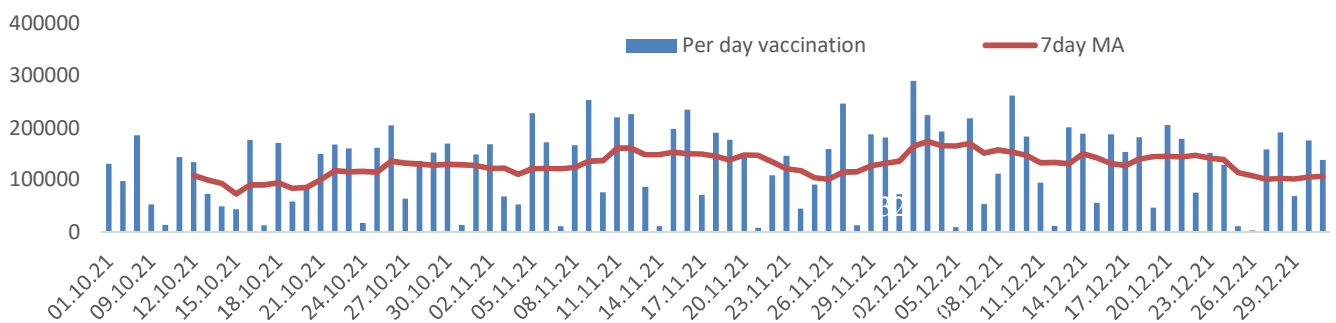
Dose Progression

The chart shows the days taken for total COVID-19 Vaccination doses (both first and second) in Kerala to cross every 50 lakh dose mark



Vaccine Administered per Day and 7 days Moving Average in Last Quarter (Oct -Dec)

The seven-day moving average of daily doses in the last quarter showed a peak on December 2nd and continued to fluctuate thereafter



Important Message to the Public

- a. *Infection or infection rate is only a part and disease manifestation of disease is to be monitored*
- b. *Fatality among vaccinated people is very less. Disease severity among vaccinated people is less.*
- c. *People with comorbidity should be careful. Once detected covid positive they should get admitted and do not stay at home.*
- d. *Death in covid positive cases are among unvaccinated people, especially having comorbidities like Diabetes and Hypertension*
- e. *Late arrival to hospitals is one of the reason for Death among people with comorbidities*
- f. *Vaccinated people, only if symptomatic are advised to consult Doctor.*
- g. *Non Vaccinated people, if symptomatic, may do RTPCR test*
- h. *Antigen testing is only for emergency purpose*
- i. *Non vaccinated people with co-morbidities to do testing by RTPCR and consult doctor*
- j. *Repeat RTPCR is not needed among the people who are detected COVID positive in the previous 2 months*
- k. *All young person detected positive and at home isolation should do glucose test*

TABLE1.Total Vaccination done in the State as on 06/07/2022 midnight

State Summary (15+ years)-Total doses administered till 07/07/2022 at 12 AM								
District	Target	First Dose	Percent age	Second Dose	Percentage*	Precaution Dose	Percentage	Total doses administered
Alappuzha	1829568	1736599	95%	1617653	88%	175571	25%	35,29,823
Ernakulam	3217878	3304917	104%	2816596	88%	268377	18%	63,89,890
Idukki	950762	960133	101%	806498	85%	45960	12%	18,12,591
Kannur	2100307	2162890	103%	1911616	91%	149522	19%	42,24,028
Kasaragod	1092141	1051649	96%	875129	80%	47599	11%	19,74,377
Kollam	2268371	2224534	98%	1929246	85%	160441	18%	43,14,221
Kottayam	1704500	1677160	98%	1476579	87%	153577	22%	33,07,316
Kozhikode	2746273	2679212	98%	2219183	81%	142838	14%	50,41,233
Malappuram	3386535	3428672	101%	2664165	79%	115813	12%	62,08,650
Palakkad	2349082	2326697	99%	2013168	86%	156459	21%	44,96,324
Pathanamthitta	1118564	1155890	103%	986995	88%	141279	24%	22,84,164
Thiruvananthapuram	2914006	2892402	99%	2505002	86%	251599	19%	56,49,003
Thrissur	2767777	2642871	95%	2453483	89%	263962	25%	53,60,316
Wayanad	716933	747030	104%	645976	90%	39958	11%	14,32,964
Grand Total	29,162,697	2,89,90,656	99%	2,49,21,289	85%	21,12,955	19%	5,60,24,900

TABLE2.Covid-19 Vaccination Center Functional in the State as on 06/07/2022 midnight(07/07/2022 12AM)

DISTRICTS	12+	15+	18+	Total
Alappuzha	1	0	4	5
Ernakulam	0	2	29	31
Idukki	2	1	4	7
Kannur	0	1	12	13
Kasaragod	0	0	15	15
Kollam	1	0	10	11
Kottayam	1	1	6	8
Kozhikode	2	2	8	12
Malappuram	8	5	11	24
Palakkad	4	1	12	17
Pathanamthitta	0	4	5	9
Thiruvananthapuram	0	2	13	15
Thrissur	3	0	25	28
Wayanad	0	1	3	4
GrandTotal	22	20	157	199

TABLE3. Health Care Workers Coverage as on 06/07/2022 midnight

<i>DISTRICT</i>	<i>1st DOSE</i>	<i>2nd Dose</i>	<i>% fully vaccinated</i>	<i>Precaution dose</i>	<i>Precaution dose (%) *</i>
Alappuzha	29022	27240	94%	14292	54%
Ernakulam	85572	75845	89%	33109	46%
Idukki	13556	13012	96%	6171	49%
Kannur	40390	37551	93%	19090	52%
Kasaragod	11611	10823	93%	4988	48%
Kollam	36040	33829	94%	15909	49%
Kottayam	38706	36327	94%	17802	51%
Kozhikode	52735	47965	91%	18882	41%
Malappuram	44834	42011	94%	18655	47%
Palakkad	34676	32022	92%	16256	53%
Pathanamthitta	29337	25097	86%	12467	52%
Thiruvananthapuram	73434	66427	90%	28586	45%
Thrissur	51910	49215	95%	27734	58%
Wayanad	13979	13297	95%	6629	51%
Grand Total	555802	510661	92%	240570	49%

1st Dose coverage for HCW is 100%

*Proportion of beneficiaries who are eligible (completed 9 months after 2nd dose)

TABLE4. Frontline workers Coverage as on 06/07/2022 midnight

<i>DISTRICT</i>	<i>1st dose</i>	<i>2nd Dose</i>	<i>% fully vaccinated</i>	<i>Precaution dose</i>	<i>Precaution dose(%) *</i>
Alappuzha	39131	36760	94%	13894	39%
Ernakulam	54936	50359	92%	19349	40%
Idukki	22995	21349	93%	5851	29%
Kannur	41386	39977	97%	13177	34%
Kasaragod	24615	22491	91%	6404	29%
Kollam	42235	38858	92%	11115	30%
Kottayam	32141	30614	95%	11759	40%
Kozhikode	55273	52569	95%	9965	20%
Malappuram	53920	51292	95%	14513	29%
Palakkad	48097	45554	95%	17528	40%
Pathanamthitta	25251	22539	89%	7574	35%
Thiruvananthapuram	73010	67654	93%	24604	39%
Thrissur	41909	40745	97%	19317	49%
Wayanad	17021	16097	95%	4215	27%
Grand Total	571920	536858	94%	179265	35%

1st Dose coverage for FLW is 100%

*Proportion of beneficiaries who are eligible (completed 9 months after 2nd dose)

TABLE5.Age-Appropriate Group (45-59 Years) Coverage as on 06/07/2022 midnight

Table 5: Age appropriate group (45-59 years) coverage							
45-59 years Coverage as on		07/07/2022		at 12 AM			
District	Target	1st Dose Coverage	Percentage	2nd Dose Coverage	Percentage fully vaccinated	Precaution dose	%
Alappuzha	535436	439004	82%	416666	78%	3897	2%
Ernakulam	809349	783854	97%	703900	87%	17398	4%
Idukki	237564	246992	104%	219347	92%	770	1%
Kannur	527295	515983	98%	480887	91%	3544	1%
Kasaragod	253027	252287	100%	224223	89%	503	0%
Kollam	541201	560197	104%	503434	93%	3990	1%
Kottayam	478470	414257	87%	375450	78%	5395	3%
Kozhikode	658949	655319	99%	582621	88%	4378	1%
Malappuram	733338	723178	99%	630195	86%	2406	1%
Palakkad	614226	547317	89%	500844	82%	4488	2%
Pathanamthitta	264372	281879	107%	252012	95%	4036	2%
Thiruvananthapuram	735836	681822	93%	614497	84%	11022	3%
Thrissur	689418	664158	96%	626631	91%	14009	4%
Wayanad	170537	177141	104%	164330	96%	437	0%
Grand Total	7249018	69,43,388	96%	62,95,037	87%	76273	2%

TABLE6.Age-Appropriate Group (≥60 Years) Coverage as on 06/07/2022midnight

Table 6: Age appropriate group (≥ 60 years) coverage							
≥ 60 years Coverage as on		07/07/2022		at 12 AM			
District	Target	1st Dose Coverage	Percentage	2nd Dose Coverage	Percentage fully vaccinated	Precaution dose	%
Alappuzha	424565	429155	101%	401234	95%	140587	49%
Ernakulam	673885	676485	100%	621683	92%	180792	36%
Idukki	193981	194597	100%	173213	89%	32512	23%
Kannur	438602	444558	101%	413025	94%	110919	38%
Kasaragod	182460	181721	100%	160423	88%	35155	25%
Kollam	497558	499624	100%	455783	92%	126555	38%
Kottayam	418008	419818	100%	384809	92%	114774	43%
Kozhikode	526896	529349	100%	480566	91%	105756	31%
Malappuram	477642	488208	102%	435138	91%	78208	27%
Palakkad	437708	439873	100%	402533	92%	115528	42%
Pathanamthitta	311297	312325	100%	281004	90%	113777	46%
Thiruvananthapuram	630465	633175	100%	572111	91%	176622	39%
Thrissur	581781	588312	101%	558873	96%	194499	49%
Wayanad	128009	128318	100%	114499	89%	28373	28%
Grand Total	5922857	59,65,518	101%	54,54,894	92%	15,54,057	38%

TABLE 6. Age-Appropriate Group (18-44 Years) Coverage as on 06/07/2022 midnight

18-44 years Coverage as on 07/07/2022 at 12 AM							
District	Target	First Dose					
		1st Dose Coverage	Percentage	2nd Dose Coverage	Percentage fully vaccinated	Precaution dose	%
Alappuzha	744178	670365	90%	635539	85%	2901	2%
Ernakulam	1470864	1512038	103%	1238356	84%	17729	5%
Idukki	437537	419777	96%	335622	77%	656	1%
Kannur	947964	966159	102%	835021	88%	2792	2%
Kasaragod	556876	501998	90%	411987	74%	549	1%
Kollam	1054752	933458	89%	797242	76%	2872	2%
Kottayam	665544	656140	99%	571198	86%	3847	3%
Kozhikode	1313678	1223742	93%	974932	74%	3857	2%
Malappuram	1777378	1832249	103%	1397918	79%	2031	1%
Palakkad	1088327	1087202	100%	920986	85%	2659	2%
Pathanamthitta	460819	443637	96%	358835	78%	3425	4%
Thiruvananthapuram	1309099	1249871	95%	1069430	82%	10765	3%
Thrissur	1274465	1098853	86%	1032089	81%	8403	4%
Wayanad	361152	354779	98%	303031	84%	304	0%
Grand Total	13462633	1,29,50,268	96%	1,08,82,186	81%	62790	2%
*Among those who have taken first dose							

TABLE 7. Age-Appropriate Group (15-17 Years) Coverage as on 06/07/2022 midnight

15-17 years Coverage as on 07/07/2022 at 12 AM					
District	Target	1st Dose Coverage	Percentage	2nd Dose Coverage	Percentage fully vaccinated
Alappuzha	80832	79989	99%	66015	82%
Ernakulam	140530	119765	85%	90475	64%
Idukki	51339	38881	76%	30626	60%
Kannur	97722	102125	105%	75265	77%
Kasaragod	60496	52122	86%	34874	58%
Kollam	105234	99188	94%	72703	69%
Kottayam	85400	71566	84%	54071	63%
Kozhikode	143028	113454	79%	63194	44%
Malappuram	241212	189904	79%	90219	37%
Palakkad	132742	117080	88%	84874	64%
Pathanamthitta	48854	40632	83%	32454	66%
Thiruvananthapuram	145238	113821	78%	79632	55%
Thrissur	123540	125669	102%	98505	80%
Wayanad	29245	36797	126%	25327	87%
Grand Total	15,34,000	13,00,993	85%	8,98,234	59%

Table 8: Age appropriate group (12-14 years) Coverage as on 06/07/2022 midnight

12-14 years Coverage as on 07/07/2022 at 12 AM					
District	Target	1st Dose Coverage	Percentage	2nd Dose Coverage	Percentage fully vaccinated
Alappuzha	43284	49933	115%	34199	79%
Ernakulam	90244	72267	80%	35978	40%
Idukki	29672	23335	79%	13329	45%
Kannur	89079	52289	59%	29890	34%
Kasaragod	39968	27295	68%	10308	26%
Kollam	69984	53792	77%	27397	39%
Kottayam	55571	44532	80%	24110	43%
Kozhikode	103644	49340	48%	17336	17%
Malappuram	159652	96379	60%	17392	11%
Palakkad	75249	52452	70%	26355	35%
Pathanamthitta	33203	22829	69%	15054	45%
Thiruvananthapuram	93804	67269	72%	35251	38%
Thrissur	99789	72060	72%	47425	48%
Wayanad	27857	18995	68%	9395	34%
Grand Total	10,11,000	7,02,767	70%	3,43,419	34%

TABLE9.State Summary (18+) as on 06/07/2022 midnight

State Summary (18+) 07/07/2022 at 12 AM							
District	Target	First Dose	Percentage	Second Dose	Percentage*	Precaution Dose	Percentage
Alappuzha	1704179	1606677	94%	1517439	89%	175571	25%
Ernakulam	2954098	3112885	105%	2690143	91%	268377	18%
Idukki	869082	897917	103%	762543	88%	45960	12%
Kannur	1913861	2008476	105%	1806461	94%	149522	19%
Kasaragod	992363	972232	98%	829947	84%	47599	11%
Kollam	2093511	2071554	99%	1829146	87%	160441	18%
Kottayam	1562022	1561062	100%	1398398	90%	153577	22%
Kozhikode	2499523	2516418	101%	2138653	86%	142838	14%
Malappuram	2988358	3142389	105%	2556554	86%	115813	12%
Palakkad	2140261	2157165	101%	1901939	89%	156459	21%
Pathanamthitta	1036488	1092429	105%	939487	91%	141279	24%
Thiruvananthapuram	2675400	2711312	101%	2390119	89%	251599	19%
Thrissur	2545664	2445142	96%	2307553	91%	263962	25%
Wayanad	659698	691238	105%	611254	93%	39958	11%
Grand Total	2,66,34,508	2,69,86,896	101%	2,36,79,636	89%	2112955	19%

*Revised target population(> 18 years) as per MOHFW is 2.67 crores

*As per letter from Additional Secretary MOHFW- D O No 2317579/2021/Imm dated 15/09/2021

TABLE 10. Achievement for the day 06/07/2022 midnight

Daily achievement 06/07/2022				
District	First Dose	Second Dose	Precaution dose	Total Doses Administered
Alappuzha	9	19	197	225
Ernakulam	6	47	747	800
Idukki	20	68	78	166
Kannur	6	32	91	129
Kasaragod	6	50	47	103
Kollam	12	17	125	154
Kottayam	6	10	126	142
Kozhikode	336	168	96	600
Malappuram	736	491	191	1418
Palakkad	66	113	144	323
Pathanamthitta	11	14	222	247
Thiruvananthapuram	11	33	275	319
Thrissur	10	13	259	282
Wayanad	98	97	5	200
Grand Total	1333	1172	2603	5108

** Vaccine stock details couldn't be downloaded from e-VIN portal as the portal is down.

TABLE11.COVID Vaccination related sites

support@cowin.gov.in https://www.cowin.gov.in/home https://dashboard.kerala.gov.in/ https://dhs.kerala.gov.in/https://aogyakeralam.gov.in/https://sha.kerala.gov.in/

TABLE10.COVID Vaccination related Helpline numbers

National/State/District	Line1	Line2	Line3
National Helpline	1075	+91 1123978046	0120 4473222
Disha	1056	04712552056	
StateCallCenter	04712309251	04712309252	04712309255
Thiruvananthapuram	9188610100	1077	
Kollam	04742797609	8589015556	
Pathanamthitta	04682222515	04682228220	
Alappuzha	04772239999		
Kottayam	04812565200	04812304800	04812581900
Idukki	18004255640	04862232220	04862233118
Ernakulam	9072303861		
Thrissur	9400066921	9400066922	9400066923
Palakkad	04912505264	04912505189	8943341439
Malappuram	04832733253	04832737858	04832733252
Kozhikode	7594001442		
Wayanad	04936202343	04936202375	9072510900
Kannur	04972700194		
Kasargod	9061076590	9061079244	9061078026