



www.health.kerala.gov.in

**COVID-19 OUTBREAK CONTROL AND PREVENTION STATE CELL
HEALTH&FAMILY WELFARE DEPARTMENT**

www.dhs.kerala.gov.in

controlroomdhskerala@gmail.com

Kerala HEALTH-COVID-19 DAILY VACCINATION BULLETIN

Date: 07/07/2022

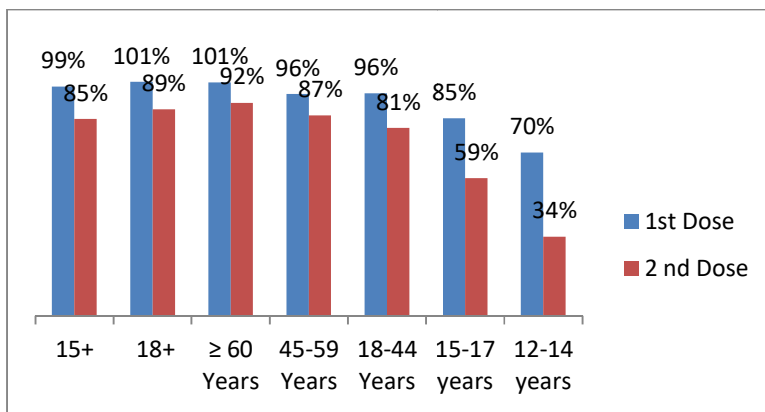
**OUR HEALTH OUR RESPONSIBILITY
VACCINE ADVISORY**

- *People who are vaccinated with Covid Vaccine are reported to have reduced Covid related ICU admissions, serious disease and death.*
- *Early vaccination is useful to safeguard our life from this deadly disease.*
- *Vaccination sessions are planned as per the availability of vaccine. All are requested to cooperate.*
- *After receiving the first dose, second dose of Covishield vaccine is to be taken between 12–16weeks and second dose of Covaxin between 4-6 weeks.*
- *Covid vaccination is currently available to all above 15 years. Children in 15-18 age group will get Covaxin.*
- *Health Staffs, Frontline workers and people above 60 years with co-morbidities will get precaution dose after 9 months or 39 weeks from the second dose. The Same vaccine administered as first and second dose is to be taken as precaution dose. People above 60 years with co-morbidities should take medical advice before receiving precaution dose.*
- *Vaccination is available free of cost in all Government covid vaccination centers, and at a nominal rate (as per the Gol order F.No.2079203/2021/Immunization) in selected private Hospitals.*
- **ENSURE ALL YOUR ELIGIBLE FAMILY MEMBERS ARE PROTECTED BY RECEIVING ANY OF THE AVAILABLE COVID VACCINE.**
- **“BOTH COVAXIN AND COVISHIELD ARE EQUALLY EFFECTIVE AND SAFE”**
- **“BE FULLY PROTECTED – GET THE SECOND DOSE AT YOUR SCHEDULED TIME”**

ANALYSIS

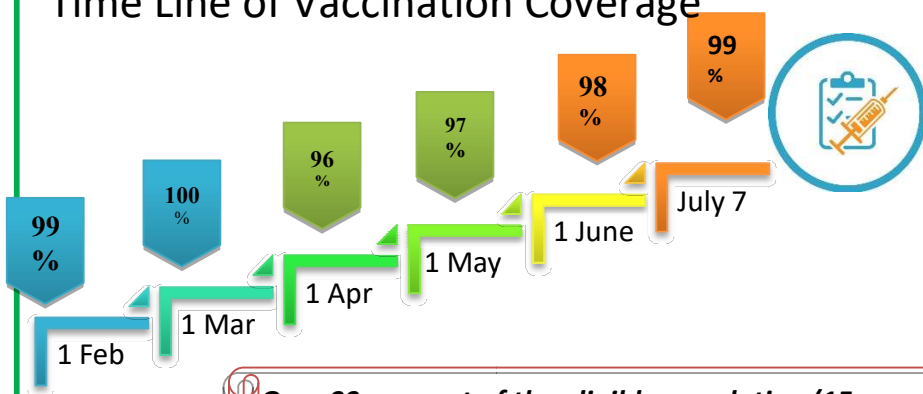
COVID-19 mass vaccinations are showing signs of preventing illness and steep decline in cases and hospital admissions in countries which done vaccination. Kerala started its vaccination for health care workers from January 16, 2021. The COVID-19 Vaccines Operational Guidelines issued by the Ministry of Health and Family Welfare, Govt. of India, 28th December 2020 and all subsequent Guidelines issued by Ministry of Health and Family Welfare, Govt of India are followed at the sites and all vaccination lanes

Summary of COVID Vaccine Administered as on 07/07/2022 midnight



- 99%** of eligible population vaccinated with a single dose till July 07
- 85%** of eligible population vaccinated with double dose till July 07
- State has vaccinated about **85%** of children aged 15 - 17 years with a single dose

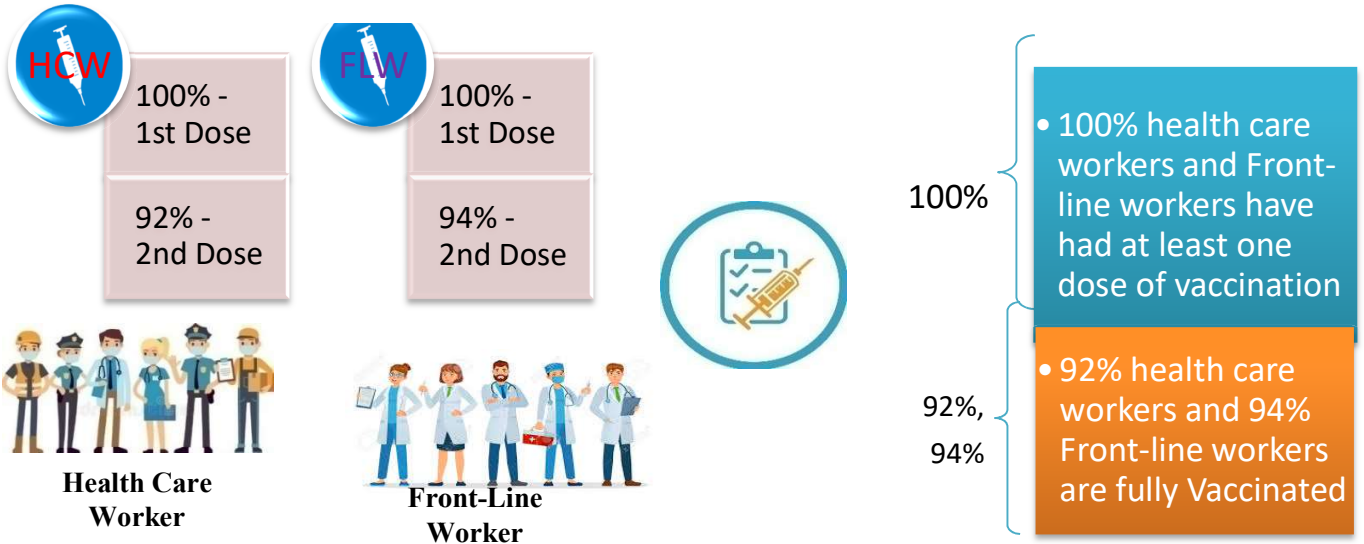
Time Line of Vaccination Coverage



Kerala began administration of COVID 19 Vaccines on 16th January, 2021. As of 7th July 2022, Kerala has administered over 55 million doses overall, including first and second doses of vaccines.

Over 99 per cent of the eligible population (15 + years) in Kerala has been administered the first dose of the Covid-19 vaccine. The state has achieved the target within 510 days since the beginning of the vaccination drive on January 16, 2021

Health Care Workers & Front-line Workers Vaccinated



Are You Vaccinated? You Still Need to Practice: SMS

- Even after vaccination, follow COVID appropriate behavior
- Practice Social Distancing and greet without physical contact
- Always wear clean face mask
- Wash your hands thoroughly and frequently or use hand sanitizer
- Follow the current COVID 19 guidelines to prevent further spread
- Stay Safe. Stay Strong. Get Vaccinated



Even After Getting Vaccinated Keep Taking Precautions to Protect Your Self



GET VACCINATED



WASH YOUR HANDS



WEAR A MASK



KEEP YOUR DISTANCE

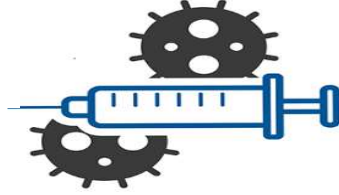
The Race Towards Full Vaccination - Weekly Trend

18th – 24th June 2022

Kerala Administered over

1.25 Lakh

COVID Vaccine Doses during 18th to 24th June, 2022

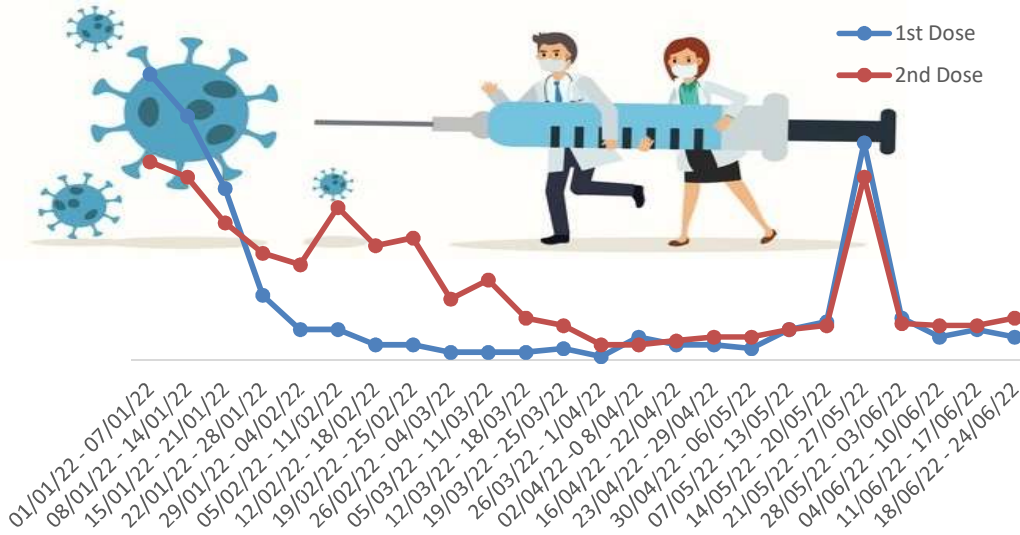


From 18th to 24th June 2022 on average

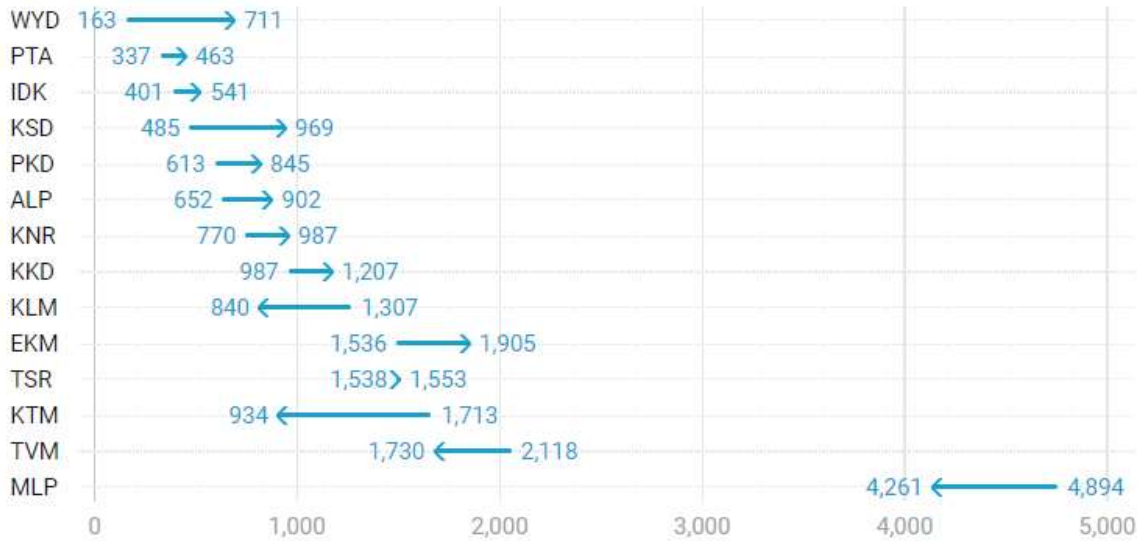
0.18 lakh

doses were administered daily.

Average Doses Administered Per day per week (in 1000)



Trend in average per day vaccination (in 1000) for the last two weeks

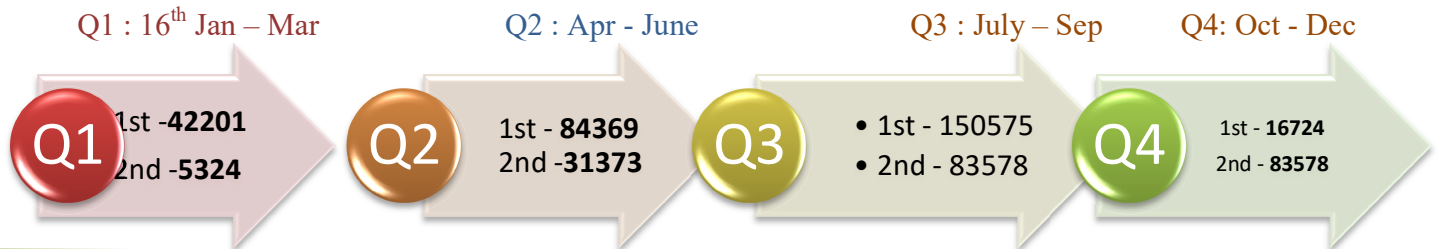


Race Against Time – Vaccination Quarterly Status

(Q1:16th Jan-Mar, Q2: Apr-June, Q3: July-Sep, Q4: Oct - Dec)

Daily Average Doses Administered per Quarter

In the first Quarter, only 42201 first doses and 5324 second doses were administered daily on average. During the second, third and fourth quarters, the daily vaccination of the first and second doses increased significantly.



Vaccination Achievement per Quarter

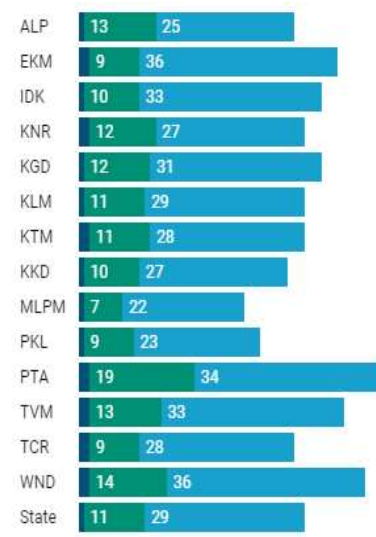
In the third quarter of the immunization drive, 52% of the eligible population (18 + age) in Kerala were given the first dose and 29% the second dose.

■ Q1 ■ Q2 ■ Q3

First Dose

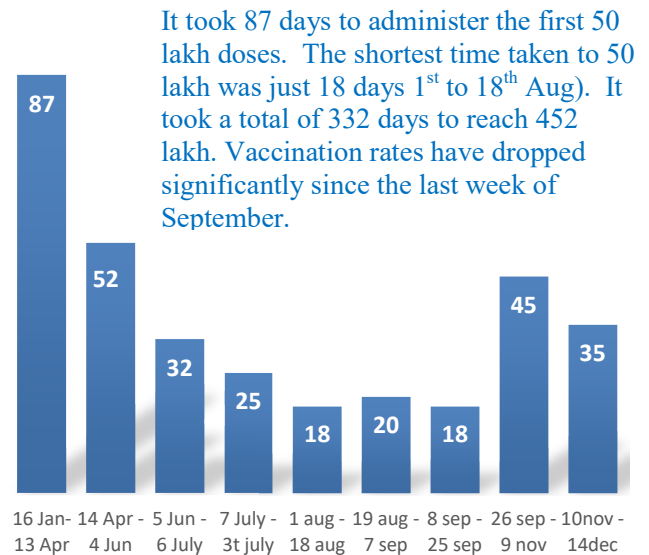


Second Dose



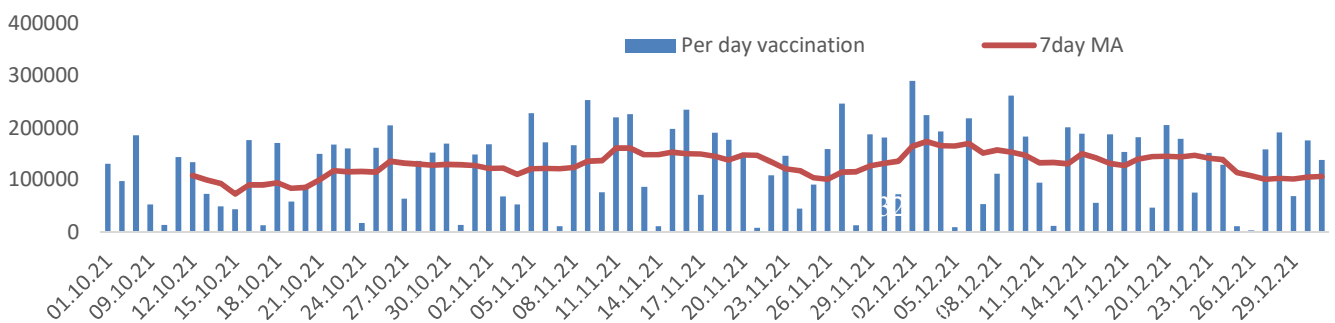
Dose Progression

The chart shows the days taken for total COVID-19 Vaccination doses (both first and second) in Kerala to cross every 50 lakh dose mark



Vaccine Administered per Day and 7 days Moving Average in Last Quarter (Oct -Dec)

The seven-day moving average of daily doses in the last quarter showed a peak on December 2nd and continued to fluctuate thereafter



Important Message to the Public

- a. *Infection or infection rate is only a part and disease manifestation of disease is to be monitored*
- b. *Fatality among vaccinated people is very less. Disease severity among vaccinated people is less.*
- c. *People with comorbidity should be careful. Once detected covid positive they should get admitted and do not stay at home.*
- d. *Death in covid positive cases are among unvaccinated people, especially having comorbidities like Diabetes and Hypertension*
- e. *Late arrival to hospitals is one of the reason for Death among people with comorbidities*
- f. *Vaccinated people, only if symptomatic are advised to consult Doctor.*
- g. *Non Vaccinated people, if symptomatic, may do RTPCR test*
- h. *Antigen testing is only for emergency purpose*
- i. *Non vaccinated people with co-morbidities to do testing by RTPCR and consult doctor*
- j. *Repeat RTPCR is not needed among the people who are detected COVID positive in the previous 2 months*
- k. *All young person detected positive and at home isolation should do glucose test*

TABLE1.Total Vaccination done in the State as on 07/07/2022 midnight

State Summary (15+ years)-Total doses administered till 08/07/2022 at 12 AM								
District	Target	First Dose	Percent age	Second Dose	Percentage*	Precaution Dose	Percentage	Total doses administered
Alappuzha	1829568	1736648	95%	1617854	88%	176323	13%	35,30,825
Ernakulam	3217878	3305199	104%	2817442	88%	270189	11%	63,92,830
Idukki	950762	960196	101%	806752	85%	46475	7%	18,13,423
Kannur	2100307	2162956	103%	1911908	91%	150026	9%	42,24,890
Kasaragod	1092141	1051682	96%	875176	80%	47657	6%	19,74,515
Kollam	2268371	2224590	98%	1929587	85%	160709	10%	43,14,886
Kottayam	1704500	1677216	98%	1476788	87%	153825	12%	33,07,829
Kozhikode	2746273	2680586	98%	2219638	81%	142994	7%	50,43,218
Malappuram	3386535	3430698	101%	2665360	79%	116369	5%	62,12,427
Palakkad	2349082	2326810	99%	2013537	86%	157107	9%	44,97,454
Pathanamthitta	1118564	1155975	103%	987304	88%	141739	16%	22,85,018
Thiruvananthapuram	2914006	2892578	99%	2505838	86%	252097	11%	56,50,513
Thrissur	2767777	2642897	95%	2453635	89%	264299	13%	53,60,831
Wayanad	716933	747126	104%	646098	90%	40040	7%	14,33,264
Grand Total	29,162,697	2,89,95,157	99%	2,49,26,917	85%	21,19,849	10%	5,60,41,923

TABLE2.Covid-19 Vaccination Center Functional in the State as on 07/07/2022 midnight(08/07/2022 12AM)

DISTRICTS	12+	15+	18+	Total
Alappuzha	85	0	89	174
Ernakulam	8	21	73	102
Idukki	2	5	27	34
Kannur	6	3	19	28
Kasaragod	18	0	51	69
Kollam	3	15	13	31
Kottayam	5	5	11	21
Kozhikode	14	11	20	45
Malappuram	18	23	30	71
Palakkad	3	6	21	30
Pathanamthitta	1	36	23	60
Thiruvananthapuram	0	54	14	68
Thrissur	5	1	25	31
Wayanad	0	1	37	38
GrandTotal	168	181	453	802

TABLE3. Health Care Workers Coverage as on 07/07/2022 midnight

<i>DISTRICT</i>	<i>1st DOSE</i>	<i>2nd Dose</i>	<i>% fully vaccinated</i>	<i>Precaution dose</i>	<i>Precaution dose (%) *</i>
Alappuzha	29022	27241	94%	14325	53%
Ernakulam	85572	75848	89%	33197	44%
Idukki	13556	13012	96%	6191	48%
Kannur	40390	37553	93%	19111	51%
Kasaragod	11611	10823	93%	4990	47%
Kollam	36040	33829	94%	15916	48%
Kottayam	38706	36328	94%	17810	50%
Kozhikode	52735	47965	91%	18889	40%
Malappuram	44834	42011	94%	18691	45%
Palakkad	34676	32023	92%	16268	51%
Pathanamthitta	29337	25099	86%	12487	50%
Thiruvananthapuram	73434	66427	90%	28614	43%
Thrissur	51910	49215	95%	27747	57%
Wayanad	13979	13297	95%	6630	50%
Grand Total	555802	510671	92%	240866	48%

1st Dose coverage for HCW is 100%

*Proportion of beneficiaries who are eligible (completed 9 months after 2nd dose)

TABLE4. Frontline workers Coverage as on 07/07/2022 midnight

<i>DISTRICT</i>	<i>1st dose</i>	<i>2nd Dose</i>	<i>% fully vaccinated</i>	<i>Precaution dose</i>	<i>Precaution dose(%) *</i>
Alappuzha	39131	36761	94%	13914	38%
Ernakulam	54936	50361	92%	19382	39%
Idukki	22995	21349	93%	5880	28%
Kannur	41386	39978	97%	13366	34%
Kasaragod	24615	22491	91%	6406	29%
Kollam	42235	38859	92%	11120	29%
Kottayam	32141	30615	95%	11768	39%
Kozhikode	55273	52569	95%	9970	19%
Malappuram	53920	51293	95%	14539	29%
Palakkad	48097	45554	95%	17547	39%
Pathanamthitta	25251	22539	89%	7588	34%
Thiruvananthapuram	73010	67655	93%	24678	37%
Thrissur	41909	40745	97%	19321	48%
Wayanad	17021	16097	95%	4216	26%
Grand Total	571920	536866	94%	179695	34%

1st Dose coverage for FLW is 100%

*Proportion of beneficiaries who are eligible (completed 9 months after 2nd dose)

TABLE5.Age-Appropriate Group (45-59 Years) Coverage as on 07/07/2022 midnight

Table 5: Age appropriate group (45-59 years) coverage							
45-59 years Coverage as on		08/07/2022		at 12 AM			
District	Target	1st Dose Coverage	Percentage	2nd Dose Coverage	Percentage fully vaccinated	Precaution dose	%
Alappuzha	535436	439005	82%	416680	78%	3922	1%
Ernakulam	809349	783857	97%	703940	87%	17490	3%
Idukki	237564	246994	104%	219359	92%	771	0%
Kannur	527295	515985	98%	480901	91%	3559	1%
Kasaragod	253027	252288	100%	224231	89%	507	0%
Kollam	541201	560198	104%	503443	93%	4018	1%
Kottayam	478470	414257	87%	375460	78%	5427	2%
Kozhikode	658949	655323	99%	582625	88%	4410	1%
Malappuram	733338	723183	99%	630224	86%	2429	0%
Palakkad	614226	547321	89%	500866	82%	4549	1%
Pathanamthitta	264372	281879	107%	252019	95%	4059	2%
Thiruvananthapuram	735836	681824	93%	614506	84%	11063	2%
Thrissur	689418	664159	96%	626633	91%	14084	2%
Wayanad	170537	177142	104%	164331	96%	441	0%
Grand Total	7249018	69,43,415	96%	62,95,218	87%	76729	1%

TABLE6.Age-Appropriate Group (≥60 Years) Coverage as on 07/07/2022midnight

Table 6: Age appropriate group (≥ 60 years) coverage							
≥ 60 years Coverage as on		08/07/2022		at 12 AM			
District	Target	1st Dose Coverage	Percentage	2nd Dose Coverage	Percentage fully vaccinated	Precaution dose	%
Alappuzha	424565	429159	101%	401253	95%	141206	36%
Ernakulam	673885	676489	100%	621717	92%	182154	30%
Idukki	193981	194597	100%	173228	89%	32971	20%
Kannur	438602	444561	101%	413033	94%	111152	28%
Kasaragod	182460	181724	100%	160425	88%	35194	22%
Kollam	497558	499625	100%	455786	92%	126729	29%
Kottayam	418008	419822	100%	384821	92%	114928	31%
Kozhikode	526896	529349	100%	480569	91%	105806	23%
Malappuram	477642	488212	102%	435157	91%	78621	19%
Palakkad	437708	439873	100%	402542	92%	115865	30%
Pathanamthitta	311297	312326	100%	281017	90%	114133	41%
Thiruvananthapuram	630465	633179	100%	572129	91%	176881	32%
Thrissur	581781	588315	101%	558877	96%	194608	36%
Wayanad	128009	128320	100%	114500	89%	28428	25%
Grand Total	5922857	59,65,551	101%	54,55,054	92%	15,58,676	30%

TABLE 6. Age-Appropriate Group (18-44 Years) Coverage as on 07/07/2022 midnight

18-44 years Coverage as on 08/07/2022 at 12 AM							
District	Target	First Dose					
		1st Dose Coverage	Percentage	2nd Dose Coverage	Percentage fully vaccinated	Precaution dose	%
Alappuzha	744178	670386	90%	635630	85%	2956	1%
Ernakulam	1470864	1512093	103%	1238607	84%	17966	2%
Idukki	437537	419796	96%	335687	77%	662	0%
Kannur	947964	966173	102%	835105	88%	2838	0%
Kasaragod	556876	502013	90%	412020	74%	560	0%
Kollam	1054752	933467	89%	797305	76%	2926	0%
Kottayam	665544	656146	99%	571228	86%	3892	1%
Kozhikode	1313678	1223773	93%	974981	74%	3919	0%
Malappuram	1777378	1832315	103%	1398196	79%	2089	0%
Palakkad	1088327	1087225	100%	921104	85%	2878	0%
Pathanamthitta	460819	443657	96%	358919	78%	3472	1%
Thiruvananthapuram	1309099	1249892	95%	1069585	82%	10861	1%
Thrissur	1274465	1098854	86%	1032112	81%	8539	1%
Wayanad	361152	354780	98%	303044	84%	325	0%
Grand Total	13462633	1,29,50,570	96%	1,08,83,523	81%	63883	1%
*Among those who have taken first dose							

TABLE 7. Age-Appropriate Group (15-17 Years) Coverage as on 07/07/2022 midnight

15-17 years Coverage as on 08/07/2022 at 12 AM					
District	Target	1st Dose Coverage	Percentage	2nd Dose Coverage	Percentage fully vaccinated
Alappuzha	80832	79990	99%	66022	82%
Ernakulam	140530	119829	85%	90753	65%
Idukki	51339	38889	76%	30676	60%
Kannur	97722	102131	105%	75307	77%
Kasaragod	60496	52122	86%	34876	58%
Kollam	105234	99214	94%	72866	69%
Kottayam	85400	71577	84%	54124	63%
Kozhikode	143028	113510	79%	63248	44%
Malappuram	241212	190464	79%	90737	38%
Palakkad	132742	117102	88%	84934	64%
Pathanamthitta	48854	40691	83%	32645	67%
Thiruvananthapuram	145238	113964	78%	80271	55%
Thrissur	123540	125669	102%	98509	80%
Wayanad	29245	36823	126%	25381	87%
Grand Total	15,34,000	13,01,975	85%	9,00,349	59%

Table 8: Age appropriate group (12-14 years) Coverage as on 07/07/2022 midnight

12-14 years Coverage as on 08/07/2022 at 12 AM					
District	Target	1st Dose Coverage	Percentage	2nd Dose Coverage	Percentage fully vaccinated
Alappuzha	43284	49955	115%	34267	79%
Ernakulam	90244	72423	80%	36216	40%
Idukki	29672	23369	79%	13441	45%
Kannur	89079	52330	59%	30031	34%
Kasaragod	39968	27309	68%	10310	26%
Kollam	69984	53811	77%	27499	39%
Kottayam	55571	44567	80%	24212	44%
Kozhikode	103644	50623	49%	17681	17%
Malappuram	159652	97770	61%	17742	11%
Palakkad	75249	52516	70%	26514	35%
Pathanamthitta	33203	22834	69%	15066	45%
Thiruvananthapuram	93804	67275	72%	35265	38%
Thrissur	99789	72081	72%	47544	48%
Wayanad	27857	19061	68%	9448	34%
Grand Total	10,11,000	7,05,924	70%	3,45,236	34%

TABLE9.State Summary (18+) as on 07/07/2022 midnight

State Summary (18+) 08/07/2022 at 12 AM							
District	Target	First Dose	Percentage	Second Dose	Percentage*	Precaution Dose	Percentage
Alappuzha	1704179	1606703	94%	1517565	89%	176323	13%
Ernakulam	2954098	3112947	105%	2690473	91%	270189	11%
Idukki	869082	897938	103%	762635	88%	46475	7%
Kannur	1913861	2008495	105%	1806570	94%	150026	9%
Kasaragod	992363	972251	98%	829990	84%	47657	6%
Kollam	2093511	2071565	99%	1829222	87%	160709	10%
Kottayam	1562022	1561072	100%	1398452	90%	153825	12%
Kozhikode	2499523	2516453	101%	2138709	86%	142994	7%
Malappuram	2988358	3142464	105%	2556881	86%	116369	5%
Palakkad	2140261	2157192	101%	1902089	89%	157107	9%
Pathanamthitta	1036488	1092450	105%	939593	91%	141739	16%
Thiruvananthapuram	2675400	2711339	101%	2390302	89%	252097	11%
Thrissur	2545664	2445147	96%	2307582	91%	264299	13%
Wayanad	659698	691242	105%	611269	93%	40040	7%
Grand Total	2,66,34,508	2,69,87,258	101%	2,36,81,332	89%	2119849	10%

*Revised target population(> 18 years) as per MOHFW is 2.67 crores

*As per letter from Additional Secretary MOHFW- D O No 2317579/2021/Imm dated 15/09/2021

TABLE 10. Achievement for the day 07/07/2022 midnight

Daily achievement 07/07/2022				
District	First Dose	Second Dose	Precaution dose	Total Doses Administered
Alappuzha	49	201	751	1001
Ernakulam	281	844	1810	2935
Idukki	63	254	515	832
Kannur	65	289	496	850
Kasaragod	33	47	58	138
Kollam	56	341	266	663
Kottayam	55	209	248	512
Kozhikode	1374	455	155	1984
Malappuram	1990	1178	555	3723
Palakkad	113	369	648	1130
Pathanamthitta	85	309	459	853
Thiruvananthapuram	176	836	489	1501
Thrissur	26	152	337	515
Wayanad	96	122	81	299
Grand Total	4462	5606	6868	16936

** Vaccine stock details couldn't be downloaded from e-VIN portal as the portal is down.

TABLE11.COVID Vaccination related sites

support@cowin.gov.in https://www.cowin.gov.in/home https://dashboard.kerala.gov.in/ https://dhs.kerala.gov.in/https://aogyakeralam.gov.in/https://sha.kerala.gov.in/

TABLE10.COVID Vaccination related Helpline numbers

National/State/District	Line1	Line2	Line3
National Helpline	1075	+91 1123978046	0120 4473222
Disha	1056	04712552056	
StateCallCenter	04712309251	04712309252	04712309255
Thiruvananthapuram	9188610100	1077	
Kollam	04742797609	8589015556	
Pathanamthitta	04682222515	04682228220	
Alappuzha	04772239999		
Kottayam	04812565200	04812304800	04812581900
Idukki	18004255640	04862232220	04862233118
Ernakulam	9072303861		
Thrissur	9400066921	9400066922	9400066923
Palakkad	04912505264	04912505189	8943341439
Malappuram	04832733253	04832737858	04832733252
Kozhikode	7594001442		
Wayanad	04936202343	04936202375	9072510900
Kannur	04972700194		
Kasargod	9061076590	9061079244	9061078026