



കേരള സർക്കാർ

www.health.kerala.gov.in

**COVID-19 OUTBREAK CONTROL AND PREVENTION STATE CELL
HEALTH&FAMILY WELFARE DEPARTMENT**

controlroomdhskerala@gmail.com

www.dhs.kerala.gov.in

Kerala HEALTH-COVID-19 DAILY VACCINATION BULLETIN

Date: 08/07/2022

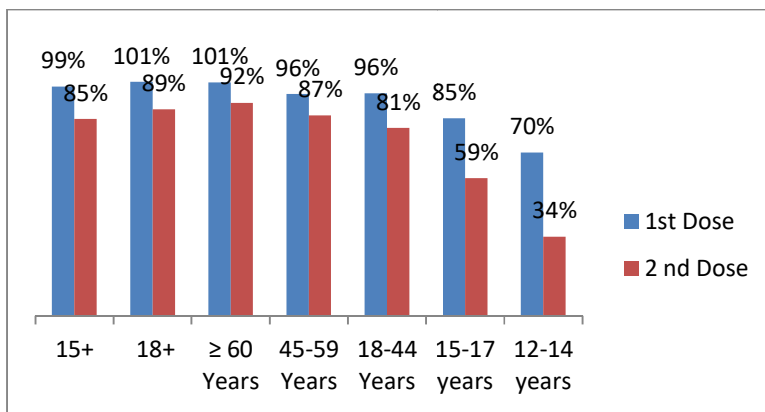
**OUR HEALTH OUR RESPONSIBILITY
VACCINE ADVISORY**

- *People who are vaccinated with Covid Vaccine are reported to have reduced Covid related ICU admissions, serious disease and death.*
- *Early vaccination is useful to safeguard our life from this deadly disease.*
- *Vaccination sessions are planned as per the availability of vaccine. All are requested to cooperate.*
- *After receiving the first dose, second dose of Covishield vaccine is to be taken between 12–16weeks and second dose of Covaxin between 4-6 weeks.*
- *Covid vaccination is currently available to all above 15 years. Children in 15-18 age group will get Covaxin.*
- *Health Staffs, Frontline workers and people above 60 years with co-morbidities will get precaution dose after 9 months or 39 weeks from the second dose. The Same vaccine administered as first and second dose is to be taken as precaution dose. People above 60 years with co-morbidities should take medical advice before receiving precaution dose.*
- *Vaccination is available free of cost in all Government covid vaccination centers, and at a nominal rate (as per the Gol order F.No.2079203/2021/Immunization) in selected private Hospitals.*
- **ENSURE ALL YOUR ELIGIBLE FAMILY MEMBERS ARE PROTECTED BY RECEIVING ANY OF THE AVAILABLE COVID VACCINE.**
- **“BOTH COVAXIN AND COVISHIELD ARE EQUALLY EFFECTIVE AND SAFE”**
- **“BE FULLY PROTECTED – GET THE SECOND DOSE AT YOUR SCHEDULED TIME”**

ANALYSIS


COVID-19 mass vaccinations are showing signs of preventing illness and steep decline in cases and hospital admissions in countries which done vaccination. Kerala started its vaccination for health care workers from January 16, 2021. The COVID-19 Vaccines Operational Guidelines issued by the Ministry of Health and Family Welfare, Govt. of India, 28th December 2020 and all subsequent Guidelines issued by Ministry of Health and Family Welfare, Govt of India are followed at the sites and all vaccination lanes

Summary of COVID Vaccine Administered as on 08/07/2022 midnight



- 99%** of eligible population vaccinated with a single dose till July 08
- 85%** of eligible population vaccinated with double dose till July 08
- State has vaccinated about **85%** of children aged 15 - 17 years with a single dose

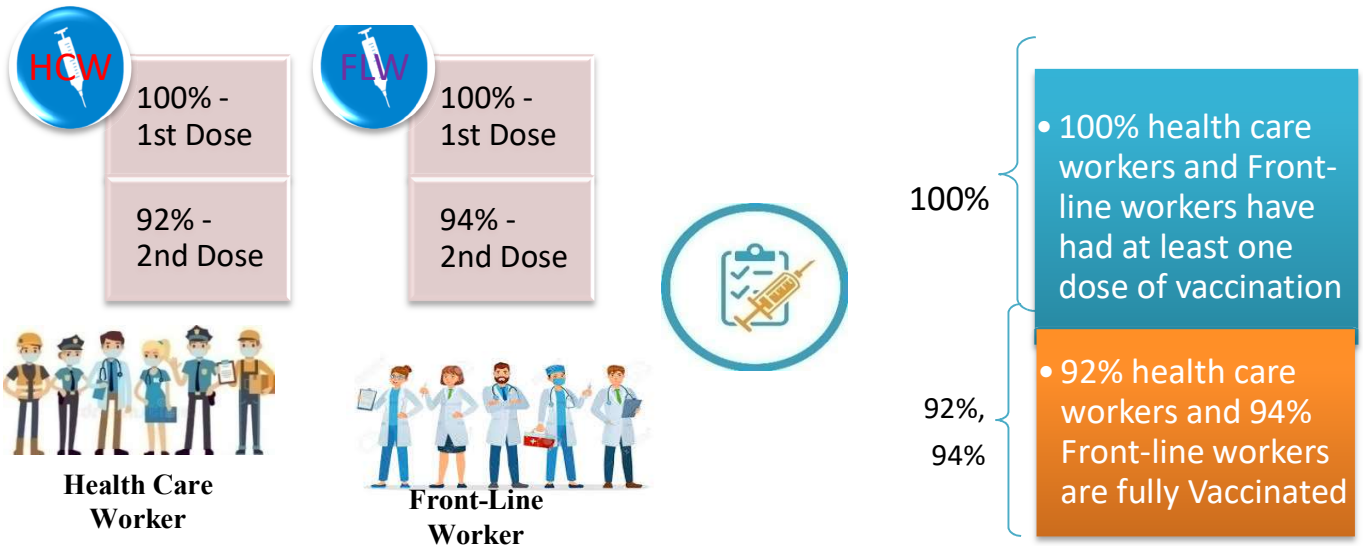
Time Line of Vaccination Coverage



Kerala began administration of COVID 19 Vaccines on 16th January, 2021. As of 8th July 2022, Kerala has administered over 55 million doses overall, including first and second doses of vaccines.

Over 99 per cent of the eligible population (15 + years) in Kerala has been administered the first dose of the Covid-19 vaccine. The state has achieved the target within 510 days since the beginning of the vaccination drive on January 16, 2021

Health Care Workers & Front-line Workers Vaccinated



Are You Vaccinated? You Still Need to Practice: SMS

- Even after vaccination, follow COVID appropriate behavior
- Practice Social Distancing and greet without physical contact
- Always wear clean face mask
- Wash your hands thoroughly and frequently or use hand sanitizer
- Follow the current COVID 19 guidelines to prevent further spread
- Stay Safe. Stay Strong. Get Vaccinated



Even After Getting Vaccinated Keep Taking Precautions to Protect Your Self



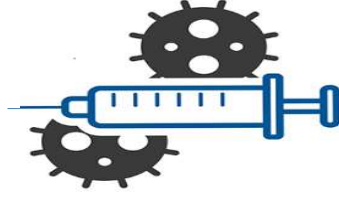
The Race Towards Full Vaccination - Weekly Trend

18th – 24th June 2022

Kerala Administered over

1.25 Lakh

COVID Vaccine Doses during 18th to 24th June, 2022



From 18th to 24th June 2022 on average

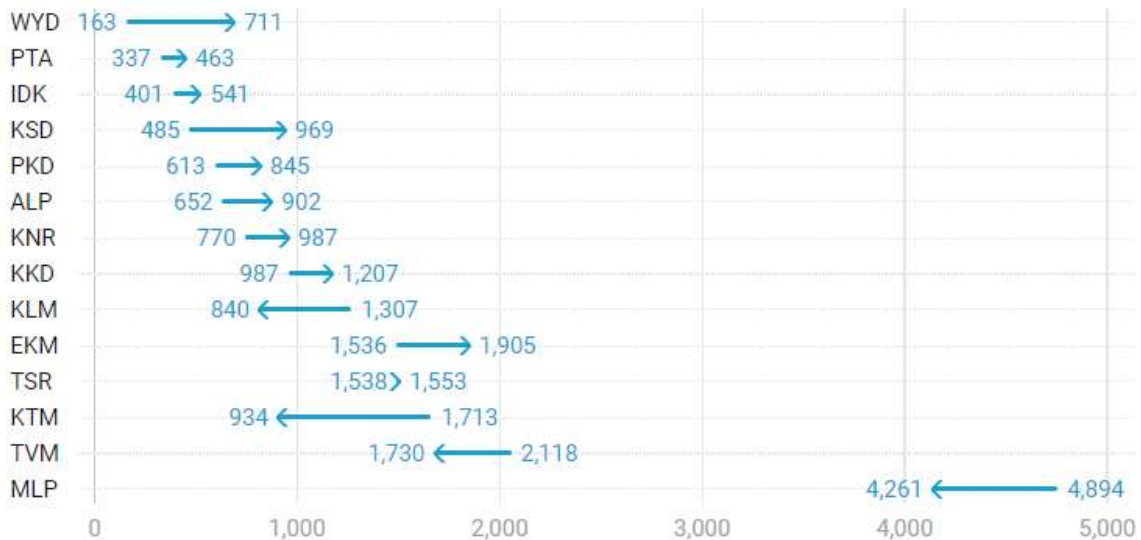
0.18 lakh

doses were administered daily.

Average Doses Administered Per day per week (in 1000)



Trend in average per day vaccination (in 1000) for the last two weeks



Race Against Time – Vaccination Quarterly Status

(Q1:16th Jan-Mar, Q2: Apr-June, Q3: July-Sep, Q4: Oct - Dec)

Daily Average Doses Administered per Quarter

In the first Quarter, only 42201 first doses and 5324 second doses were administered daily on average. During the second, third and fourth quarters, the daily vaccination of the first and second doses increased significantly.



Vaccination Achievement per Quarter

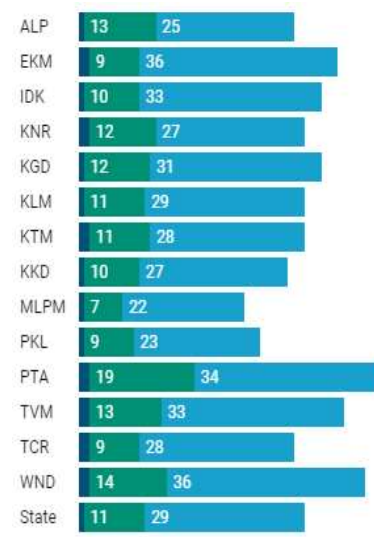
In the third quarter of the immunization drive, 52% of the eligible population (18 + age) in Kerala were given the first dose and 29% the second dose.

■ Q1 ■ Q2 ■ Q3

First Dose

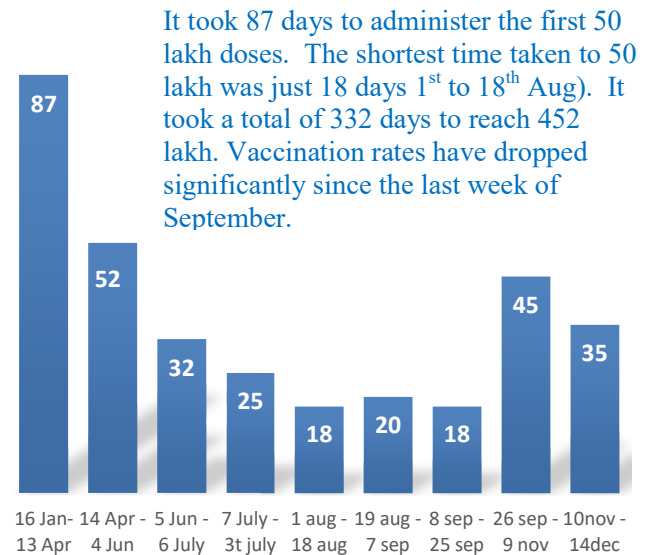


Second Dose



Dose Progression

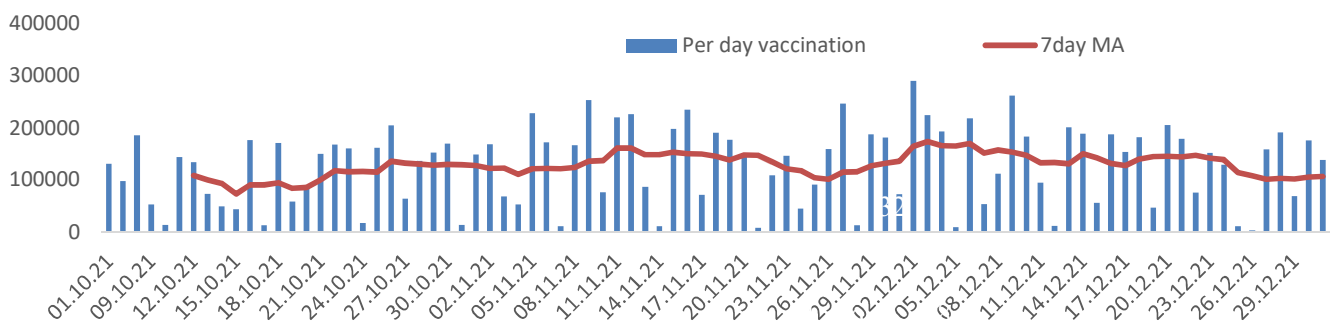
The chart shows the days taken for total COVID-19 Vaccination doses (both first and second) in Kerala to cross every 50 lakh dose mark



It took 87 days to administer the first 50 lakh doses. The shortest time taken to 50 lakh was just 18 days 1st to 18th Aug). It took a total of 332 days to reach 452 lakh. Vaccination rates have dropped significantly since the last week of September.

Vaccine Administered per Day and 7 days Moving Average in Last Quarter (Oct -Dec)

The seven-day moving average of daily doses in the last quarter showed a peak on December 2nd and continued to fluctuate thereafter



Important Message to the Public

- a. *Infection or infection rate is only a part and disease manifestation of disease is to be monitored*
- b. *Fatality among vaccinated people is very less. Disease severity among vaccinated people is less.*
- c. *People with comorbidity should be careful. Once detected covid positive they should get admitted and do not stay at home.*
- d. *Death in covid positive cases are among unvaccinated people, especially having comorbidities like Diabetes and Hypertension*
- e. *Late arrival to hospitals is one of the reason for Death among people with comorbidities*
- f. *Vaccinated people, only if symptomatic are advised to consult Doctor.*
- g. *Non Vaccinated people, if symptomatic, may do RTPCR test*
- h. *Antigen testing is only for emergency purpose*
- i. *Non vaccinated people with co-morbidities to do testing by RTPCR and consult doctor*
- j. *Repeat RTPCR is not needed among the people who are detected COVID positive in the previous 2 months*
- k. *All young person detected positive and at home isolation should do glucose test*

TABLE1.Total Vaccination done in the State as on 08/07/2022 midnight

State Summary (15+ years)-Total doses administered till 09/07/2022 at 12 AM								
District	Target	First Dose	Percent age	Second Dose	Percentage*	Precaution Dose	Percentage	Total doses administered
Alappuzha	1829568	1736664	95%	1617910	88%	176565	13%	35,31,139
Ernakulam	3217878	3305481	104%	2818492	88%	271878	11%	63,95,851
Idukki	950762	960327	101%	807212	85%	46945	7%	18,14,484
Kannur	2100307	2163029	103%	1912258	91%	150629	9%	42,25,916
Kasaragod	1092141	1051683	96%	875181	80%	47699	6%	19,74,563
Kollam	2268371	2224702	98%	1930080	85%	161108	10%	43,15,890
Kottayam	1704500	1677260	98%	1476969	87%	154154	12%	33,08,383
Kozhikode	2746273	2681914	98%	2221000	81%	143191	7%	50,46,105
Malappuram	3386535	3431224	101%	2666146	79%	116724	5%	62,14,094
Palakkad	2349082	2326879	99%	2013778	86%	157446	9%	44,98,103
Pathanamthitta	1118564	1155988	103%	987340	88%	141978	16%	22,85,306
Thiruvananthapuram	2914006	2892663	99%	2505983	86%	252543	11%	56,51,189
Thrissur	2767777	2643067	95%	2454298	89%	264792	13%	53,62,157
Wayanad	716933	747219	104%	646313	90%	40217	7%	14,33,749
Grand Total	29,162,697	2,89,98,100	99%	2,49,32,960	85%	21,25,869	10%	5,60,56,929

TABLE2.Covid-19 Vaccination Center Functional in the State as on 08/07/2022 midnight(09/07/2022 12AM)

DISTRICTS	12+	15+	18+	Total
Alappuzha	1	0	5	6
Ernakulam	19	18	66	103
Idukki	10	10	19	39
Kannur	4	6	29	39
Kasaragod	0	0	13	13
Kollam	6	4	15	25
Kottayam	7	7	10	24
Kozhikode	23	97	19	139
Malappuram	12	17	26	55
Palakkad	3	9	20	32
Pathanamthitta	3	7	9	19
Thiruvananthapuram	1	2	15	18
Thrissur	29	28	25	82
Wayanad	8	8	37	53
GrandTotal	126	213	308	647

TABLE3. Health Care Workers Coverage as on 08/07/2022 midnight

<i>DISTRICT</i>	<i>1st DOSE</i>	<i>2nd Dose</i>	<i>% fully vaccinated</i>	<i>Precaution dose</i>	<i>Precaution dose (%) *</i>
Alappuzha	29022	27241	94%	14336	53%
Ernakulam	85572	75850	89%	33281	44%
Idukki	13556	13012	96%	6219	48%
Kannur	40390	37554	93%	19140	51%
Kasaragod	11611	10823	93%	4990	47%
Kollam	36040	33830	94%	15946	48%
Kottayam	38706	36328	94%	17827	50%
Kozhikode	52735	47965	91%	18898	40%
Malappuram	44834	42011	94%	18713	45%
Palakkad	34676	32023	92%	16273	51%
Pathanamthitta	29337	25099	86%	12494	50%
Thiruvananthapuram	73434	66428	90%	28636	44%
Thrissur	51910	49215	95%	27754	57%
Wayanad	13979	13297	95%	6651	50%
Grand Total	555802	510676	92%	241158	48%

1st Dose coverage for HCW is 100%

*Proportion of beneficiaries who are eligible (completed 9 months after 2nd dose)

TABLE4. Frontline workers Coverage as on 08/07/2022 midnight

<i>DISTRICT</i>	<i>1st dose</i>	<i>2nd Dose</i>	<i>% fully vaccinated</i>	<i>Precaution dose</i>	<i>Precaution dose(%) *</i>
Alappuzha	39131	36761	94%	13916	38%
Ernakulam	54936	50364	92%	19410	39%
Idukki	22995	21349	93%	5917	28%
Kannur	41386	39979	97%	13439	34%
Kasaragod	24615	22491	91%	6406	29%
Kollam	42235	38860	92%	11129	29%
Kottayam	32141	30615	95%	11776	39%
Kozhikode	55273	52569	95%	9976	19%
Malappuram	53920	51294	95%	14564	29%
Palakkad	48097	45554	95%	17563	39%
Pathanamthitta	25251	22539	89%	7597	34%
Thiruvananthapuram	73010	67655	93%	24730	37%
Thrissur	41910	40745	97%	19331	48%
Wayanad	17021	16097	95%	4220	26%
Grand Total	571921	536872	94%	179974	34%

1st Dose coverage for FLW is 100%

*Proportion of beneficiaries who are eligible (completed 9 months after 2nd dose)

TABLE5.Age-Appropriate Group (45-59 Years) Coverage as on 08/07/2022 midnight

Table 5: Age appropriate group (45-59 years) coverage							
45-59 years Coverage as on		09/07/2022		at 12 AM			
District	Target	1st Dose Coverage	Percentage	2nd Dose Coverage	Percentage fully vaccinated	Precaution dose	%
Alappuzha	535436	439008	82%	416681	78%	3949	1%
Ernakulam	809349	783867	97%	703985	87%	17614	3%
Idukki	237564	246995	104%	219370	92%	776	0%
Kannur	527295	515988	98%	480907	91%	3589	1%
Kasaragod	253027	252288	100%	224232	89%	507	0%
Kollam	541201	560200	104%	503448	93%	4049	1%
Kottayam	478470	414257	87%	375468	78%	5484	2%
Kozhikode	658949	655329	99%	582633	88%	4435	1%
Malappuram	733338	723187	99%	630255	86%	2440	0%
Palakkad	614226	547323	89%	500880	82%	4570	1%
Pathanamthitta	264372	281880	107%	252021	95%	4083	2%
Thiruvananthapuram	735836	681826	93%	614509	84%	11130	2%
Thrissur	689418	664159	96%	626635	91%	14166	2%
Wayanad	170537	177142	104%	164335	96%	441	0%
Grand Total	7249018	69,43,449	96%	62,95,359	87%	77233	1%

TABLE6.Age-Appropriate Group (≥60 Years) Coverage as on 08/07/2022midnight

Table 6: Age appropriate group (≥ 60 years) coverage							
≥ 60 years Coverage as on		09/07/2022		at 12 AM			
District	Target	1st Dose Coverage	Percentage	2nd Dose Coverage	Percentage fully vaccinated	Precaution dose	%
Alappuzha	424565	429160	101%	401261	95%	141339	36%
Ernakulam	673885	676499	100%	621757	92%	183327	30%
Idukki	193981	194597	100%	173244	89%	33364	20%
Kannur	438602	444565	101%	413042	94%	111579	28%
Kasaragod	182460	181724	100%	160428	88%	35229	22%
Kollam	497558	499628	100%	455797	92%	127002	29%
Kottayam	418008	419822	100%	384830	92%	115069	31%
Kozhikode	526896	529350	100%	480575	91%	105895	23%
Malappuram	477642	488212	102%	435174	91%	78887	19%
Palakkad	437708	439875	100%	402546	92%	116115	30%
Pathanamthitta	311297	312326	100%	281023	90%	114277	41%
Thiruvananthapuram	630465	633180	100%	572141	91%	176968	32%
Thrissur	581781	588316	101%	558881	96%	194806	36%
Wayanad	128009	128320	100%	114503	89%	28576	25%
Grand Total	5922857	59,65,574	101%	54,55,202	92%	15,62,433	30%

TABLE 6. Age-Appropriate Group (18-44 Years) Coverage as on 08/07/2022 midnight

18-44 years Coverage as on 09/07/2022 at 12 AM							
District	Target	First Dose					
		1st Dose Coverage	Percentage	2nd Dose Coverage	Percentage fully vaccinated	Precaution dose	%
Alappuzha	744178	670390	90%	635637	85%	3025	1%
Ernakulam	1470864	1512158	103%	1238857	84%	18246	2%
Idukki	437537	419809	96%	335745	77%	669	0%
Kannur	947964	966203	102%	835241	88%	2882	0%
Kasaragod	556876	502014	90%	412021	74%	567	0%
Kollam	1054752	933475	89%	797370	76%	2982	0%
Kottayam	665544	656153	99%	571255	86%	3998	1%
Kozhikode	1313678	1223802	93%	975106	74%	3987	0%
Malappuram	1777378	1832373	103%	1398467	79%	2120	0%
Palakkad	1088327	1087249	100%	921202	85%	2925	0%
Pathanamthitta	460819	443659	96%	358926	78%	3527	1%
Thiruvananthapuram	1309099	1249903	95%	1069611	82%	11079	1%
Thrissur	1274465	1098867	86%	1032159	81%	8735	1%
Wayanad	361152	354796	98%	303085	84%	329	0%
Grand Total	13462633	1,29,50,851	96%	1,08,84,682	81%	65071	1%
*Among those who have taken first dose							

TABLE 7. Age-Appropriate Group (15-17 Years) Coverage as on 08/07/2022 midnight

15-17 years Coverage as on 09/07/2022 at 12 AM					
District	Target	1st Dose Coverage	Percentage	2nd Dose Coverage	Percentage fully vaccinated
Alappuzha	80832	79991	99%	66033	82%
Ernakulam	140530	119880	85%	90969	65%
Idukki	51339	38913	76%	30757	60%
Kannur	97722	102142	105%	75372	77%
Kasaragod	60496	52122	86%	34876	58%
Kollam	105234	99226	94%	72935	69%
Kottayam	85400	71585	84%	54154	63%
Kozhikode	143028	113743	80%	63790	45%
Malappuram	241212	190615	79%	91058	38%
Palakkad	132742	117137	88%	85051	64%
Pathanamthitta	48854	40691	83%	32645	67%
Thiruvananthapuram	145238	113981	78%	80323	55%
Thrissur	123540	125718	102%	98715	80%
Wayanad	29245	36832	126%	25414	87%
Grand Total	15,34,000	13,02,576	85%	9,02,092	59%

Table 8: Age appropriate group (12-14 years) Coverage as on 08/07/2022 midnight

12-14 years Coverage as on 09/07/2022 at 12 AM					
District	Target	1st Dose Coverage	Percentage	2nd Dose Coverage	Percentage fully vaccinated
Alappuzha	43284	49962	115%	34296	79%
Ernakulam	90244	72569	80%	36710	41%
Idukki	29672	23462	79%	13735	46%
Kannur	89079	52355	59%	30163	34%
Kasaragod	39968	27309	68%	10310	26%
Kollam	69984	53898	77%	27840	40%
Kottayam	55571	44596	80%	24319	44%
Kozhikode	103644	51682	50%	18362	18%
Malappuram	159652	98083	61%	17887	11%
Palakkad	75249	52522	70%	26522	35%
Pathanamthitta	33203	22844	69%	15087	45%
Thiruvananthapuram	93804	67329	72%	35316	38%
Thrissur	99789	72187	72%	47948	48%
Wayanad	27857	19129	69%	9582	34%
Grand Total	10,11,000	7,07,927	70%	3,48,077	34%

TABLE9.State Summary (18+) as on 08/07/2022 midnight

State Summary (18+) 09/07/2022 at 12 AM							
District	Target	First Dose	Percentage	Second Dose	Percentage*	Precaution Dose	Percentage
Alappuzha	1704179	1606711	94%	1517581	89%	176565	13%
Ernakulam	2954098	3113032	105%	2690813	91%	271878	11%
Idukki	869082	897952	103%	762720	88%	46945	7%
Kannur	1913861	2008532	105%	1806723	94%	150629	9%
Kasaragod	992363	972252	98%	829995	84%	47699	6%
Kollam	2093511	2071578	99%	1829305	87%	161108	10%
Kottayam	1562022	1561079	100%	1398496	90%	154154	12%
Kozhikode	2499523	2516489	101%	2138848	86%	143191	7%
Malappuram	2988358	3142526	105%	2557201	86%	116724	5%
Palakkad	2140261	2157220	101%	1902205	89%	157446	9%
Pathanamthitta	1036488	1092453	105%	939608	91%	141978	16%
Thiruvananthapuram	2675400	2711353	101%	2390344	89%	252543	11%
Thrissur	2545664	2445162	96%	2307635	91%	264792	13%
Wayanad	659698	691258	105%	611317	93%	40217	7%
Grand Total	2,66,34,508	2,69,87,597	101%	2,36,82,791	89%	2125869	10%

*Revised target population(> 18 years) as per MOHFW is 2.67 crores

*As per letter from Additional Secretary MOHFW- D O No 2317579/2021/Imm dated 15/09/2021

TABLE 10. Achievement for the day 08/07/2022 midnight

Daily achievement 08/07/2022				
District	First Dose	Second Dose	Precaution dose	Total Doses Administered
Alappuzha	16	56	236	308
Ernakulam	282	1050	1683	3015
Idukki	131	460	470	1061
Kannur	73	349	582	1004
Kasaragod	1	5	42	48
Kollam	112	491	394	997
Kottayam	44	181	328	553
Kozhikode	1202	1322	196	2720
Malappuram	526	786	355	1667
Palakkad	69	241	338	648
Pathanamthitta	13	36	237	286
Thiruvananthapuram	85	145	446	676
Thrissur	170	663	493	1326
Wayanad	93	215	177	485
Grand Total	2817	6000	5977	14794

** Vaccine stock details couldn't be downloaded from e-VIN portal as the portal is down.

TABLE11.COVID Vaccination related sites

support@cowin.gov.in https://www.cowin.gov.in/home https://dashboard.kerala.gov.in/ https://dhs.kerala.gov.in/https://aogyakeralam.gov.in/https://sha.kerala.gov.in/

TABLE10.COVID Vaccination related Helpline numbers

National/State/District	Line1	Line2	Line3
National Helpline	1075	+91 1123978046	0120 4473222
Disha	1056	04712552056	
StateCallCenter	04712309251	04712309252	04712309255
Thiruvananthapuram	9188610100	1077	
Kollam	04742797609	8589015556	
Pathanamthitta	04682222515	04682228220	
Alappuzha	04772239999		
Kottayam	04812565200	04812304800	04812581900
Idukki	18004255640	04862232220	04862233118
Ernakulam	9072303861		
Thrissur	9400066921	9400066922	9400066923
Palakkad	04912505264	04912505189	8943341439
Malappuram	04832733253	04832737858	04832733252
Kozhikode	7594001442		
Wayanad	04936202343	04936202375	9072510900
Kannur	04972700194		
Kasargod	9061076590	9061079244	9061078026