



കേരള സർക്കാർ

www.health.kerala.gov.in

**COVID-19 OUTBREAK CONTROL AND PREVENTION STATE CELL
HEALTH&FAMILY WELFARE DEPARTMENT**

controlroomdhskerala@gmail.com

www.dhs.kerala.gov.in

Kerala HEALTH-COVID-19 DAILY VACCINATION BULLETIN

Date: 09/07/2022

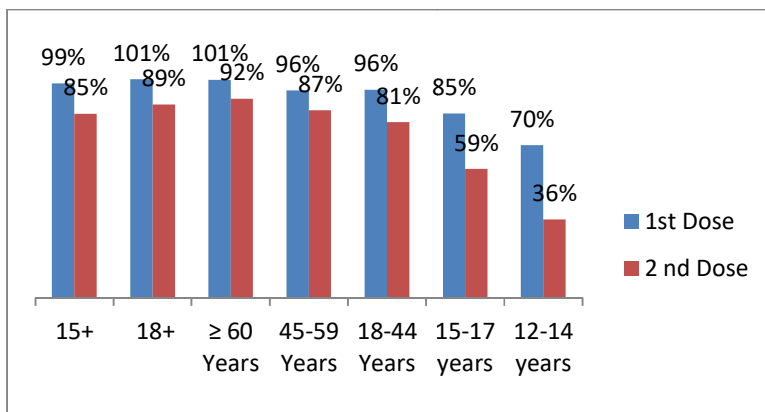
**OUR HEALTH OUR RESPONSIBILITY
VACCINE ADVISORY**

- *People who are vaccinated with Covid Vaccine are reported to have reduced Covid related ICU admissions, serious disease and death.*
- *Early vaccination is useful to safeguard our life from this deadly disease.*
- *Vaccination sessions are planned as per the availability of vaccine. All are requested to cooperate.*
- *After receiving the first dose, second dose of Covishield vaccine is to be taken between 12–16weeks and second dose of Covaxin between 4-6 weeks.*
- *Covid vaccination is currently available to all above 15 years. Children in 15-18 age group will get Covaxin.*
- *Health Staffs, Frontline workers and people above 60 years with co-morbidities will get precaution dose after 9 months or 39 weeks from the second dose. The Same vaccine administered as first and second dose is to be taken as precaution dose. People above 60 years with co-morbidities should take medical advice before receiving precaution dose.*
- *Vaccination is available free of cost in all Government covid vaccination centers, and at a nominal rate (as per the Gol order F.No.2079203/2021/Immunization) in selected private Hospitals.*
- **ENSURE ALL YOUR ELIGIBLE FAMILY MEMBERS ARE PROTECTED BY RECEIVING ANY OF THE AVAILABLE COVID VACCINE.**
- **“BOTH COVAXIN AND COVISHIELD ARE EQUALLY EFFECTIVE AND SAFE”**
- **“BE FULLY PROTECTED – GET THE SECOND DOSE AT YOUR SCHEDULED TIME”**

ANALYSIS

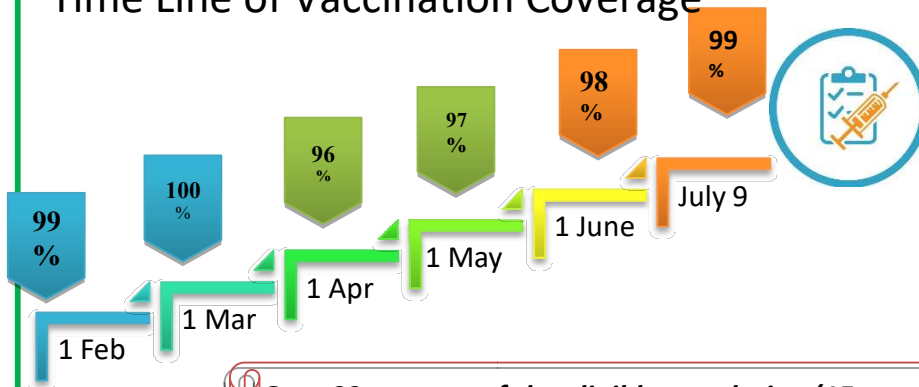
COVID-19 mass vaccinations are showing signs of preventing illness and steep decline in cases and hospital admissions in countries which done vaccination. Kerala started its vaccination for health care workers from January 16, 2021. The COVID-19 Vaccines Operational Guidelines issued by the Ministry of Health and Family Welfare, Govt. of India, 28th December 2020 and all subsequent Guidelines issued by Ministry of Health and Family Welfare, Govt of India are followed at the sites and all vaccination lanes

Summary of COVID Vaccine Administered as on 09/07/2022 midnight



- 99%** of eligible population vaccinated with a single dose till July 09
- 85%** of eligible population vaccinated with double dose till July 09
- State has vaccinated about **85%** of children aged 15 - 17 years with a single dose

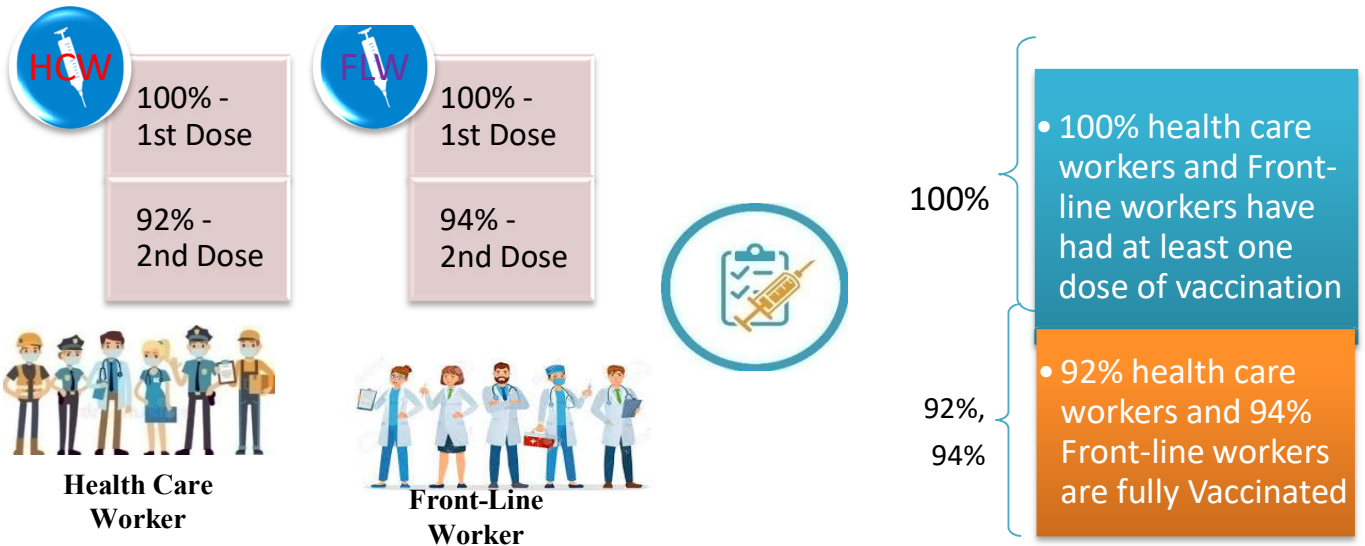
Time Line of Vaccination Coverage



Kerala began administration of COVID 19 Vaccines on 16th January, 2021. As of 9th July 2022, Kerala has administered over 55 million doses overall, including first and second doses of vaccines.

Over 99 per cent of the eligible population (15 + years) in Kerala has been administered the first dose of the Covid-19 vaccine. The state has achieved the target within 510 days since the beginning of the vaccination drive on January 16, 2021

Health Care Workers & Front-line Workers Vaccinated



Are You Vaccinated? You Still Need to Practice: SMS

- Even after vaccination, follow COVID appropriate behavior
- Practice Social Distancing and greet without physical contact
- Always wear clean face mask
- Wash your hands thoroughly and frequently or use hand sanitizer
- Follow the current COVID 19 guidelines to prevent further spread
- Stay Safe. Stay Strong. Get Vaccinated



Even After Getting Vaccinated Keep Taking Precautions to Protect Your Self



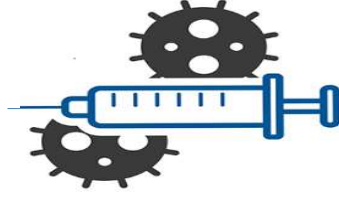
The Race Towards Full Vaccination - Weekly Trend

2nd – 8th July 2022

Kerala Administered over

0.99 Lakh

COVID Vaccine Doses during 2nd to 8th July, 2022



From 2nd to 8th July 2022 on average

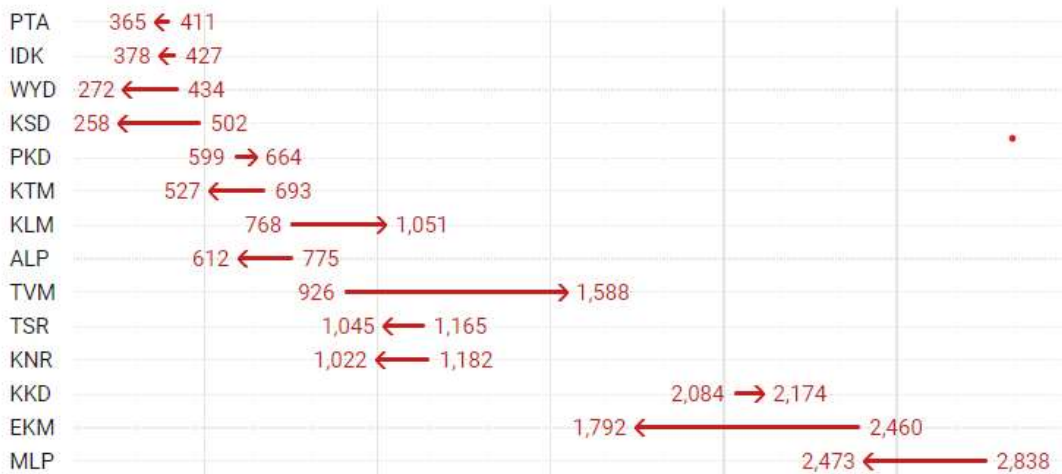
0.14 lakh

doses were administered daily.

Average Doses Administered Per day per week (in 1000)



Trend in average per day vaccination (in 1000) for the last two weeks

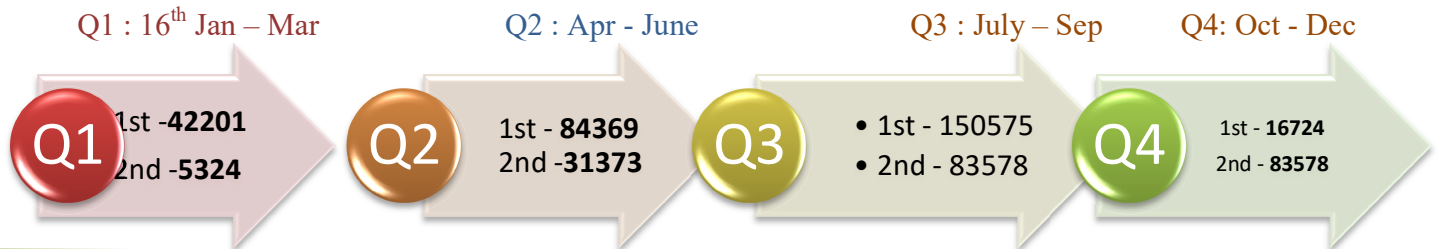


Race Against Time – Vaccination Quarterly Status

(Q1:16th Jan-Mar, Q2: Apr-June, Q3: July-Sep, Q4: Oct - Dec)

Daily Average Doses Administered per Quarter

In the first Quarter, only 42201 first doses and 5324 second doses were administered daily on average. During the second, third and fourth quarters, the daily vaccination of the first and second doses increased significantly.



Vaccination Achievement per Quarter

In the third quarter of the immunization drive, 52% of the eligible population (18 + age) in Kerala were given the first dose and 29% the second dose.

Dose Progression

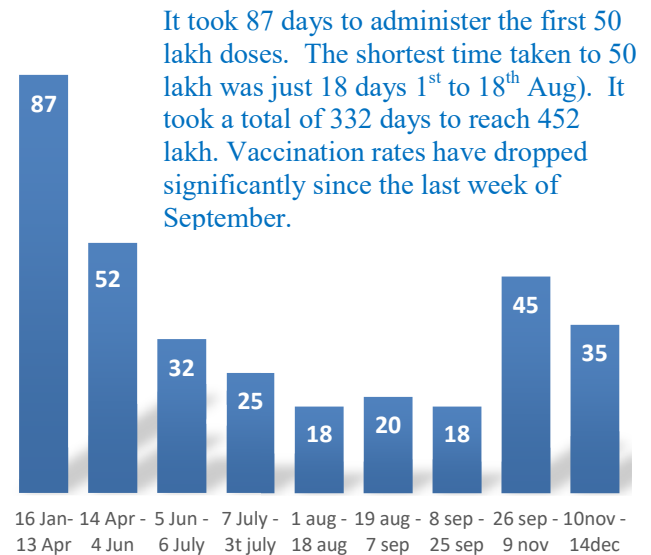
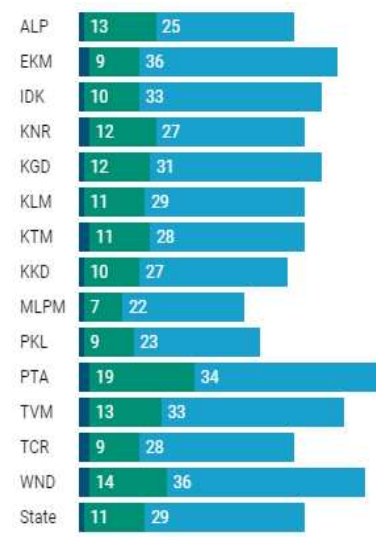
The chart shows the days taken for total COVID-19 Vaccination doses (both first and second) in Kerala to cross every 50 lakh dose mark.

■ Q1 ■ Q2 ■ Q3

First Dose



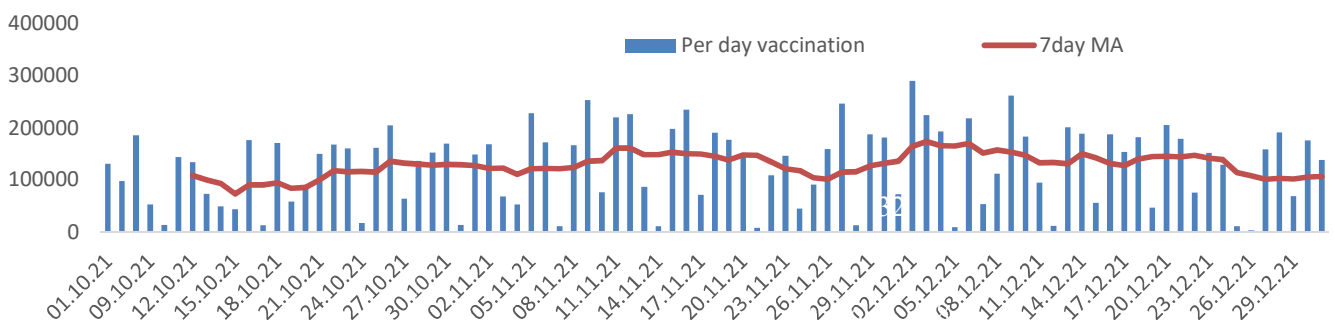
Second Dose



It took 87 days to administer the first 50 lakh doses. The shortest time taken to 50 lakh was just 18 days 1st to 18th Aug). It took a total of 332 days to reach 452 lakh. Vaccination rates have dropped significantly since the last week of September.

Vaccine Administered per Day and 7 days Moving Average in Last Quarter (Oct -Dec)

The seven-day moving average of daily doses in the last quarter showed a peak on December 2nd and continued to fluctuate thereafter



Important Message to the Public

- a. *Infection or infection rate is only a part and disease manifestation of disease is to be monitored*
- b. *Fatality among vaccinated people is very less. Disease severity among vaccinated people is less.*
- c. *People with comorbidity should be careful. Once detected covid positive they should get admitted and do not stay at home.*
- d. *Death in covid positive cases are among unvaccinated people, especially having comorbidities like Diabetes and Hypertension*
- e. *Late arrival to hospitals is one of the reason for Death among people with comorbidities*
- f. *Vaccinated people, only if symptomatic are advised to consult Doctor.*
- g. *Non Vaccinated people, if symptomatic, may do RTPCR test*
- h. *Antigen testing is only for emergency purpose*
- i. *Non vaccinated people with co-morbidities to do testing by RTPCR and consult doctor*
- j. *Repeat RTPCR is not needed among the people who are detected COVID positive in the previous 2 months*
- k. *All young person detected positive and at home isolation should do glucose test*

TABLE1.Total Vaccination done in the State as on 09/07/2022 midnight

State Summary (15+ years)-Total doses administered till 10/07/2022 at 12 AM								
District	Target	First Dose	Percent age	Second Dose	Percentage*	Precaution Dose	Percentage	Total doses administered
Alappuzha	1829568	1736996	95%	1619419	89%	176998	13%	35,33,413
Ernakulam	3217878	3306000	104%	2820498	89%	273298	11%	63,99,796
Idukki	950762	960331	101%	807216	85%	47017	7%	18,14,564
Kannur	2100307	2163137	103%	1912624	91%	150863	9%	42,26,624
Kasaragod	1092141	1051732	96%	875478	80%	47747	6%	19,74,957
Kollam	2268371	2225015	98%	1931801	85%	161311	10%	43,18,127
Kottayam	1704500	1678002	99%	1480610	87%	154571	12%	33,13,183
Kozhikode	2746273	2682501	98%	2222988	81%	143479	7%	50,48,968
Malappuram	3386535	3431325	101%	2666487	79%	116842	5%	62,14,654
Palakkad	2349082	2326926	99%	2013886	86%	157661	9%	44,98,473
Pathanamthitta	1118564	1156084	103%	987677	88%	142167	16%	22,85,928
Thiruvananthapuram	2914006	2893122	99%	2508341	86%	253095	11%	56,54,558
Thrissur	2767777	2643102	95%	2454387	89%	265372	13%	53,62,861
Wayanad	716933	747223	104%	646329	90%	40228	7%	14,33,780
Grand Total	29,162,697	2,90,01,496	99%	2,49,47,741	85%	21,30,649	10%	5,60,79,886

TABLE2.Covid-19 Vaccination Center Functional in the State as on 09/07/2022 midnight(10/07/2022 12AM)

DISTRICTS	12+	15+	18+	Total
Alappuzha	84	84	7	175
Ernakulam	45	23	48	116
Idukki	0	0	6	6
Kannur	7	4	11	22
Kasaragod	9	10	14	33
Kollam	34	6	10	50
Kottayam	81	79	8	168
Kozhikode	82	16	21	119
Malappuram	3	4	4	11
Palakkad	5	3	10	18
Pathanamthitta	20	2	8	30
Thiruvananthapuram	74	0	15	89
Thrissur	2	1	25	28
Wayanad	1	0	37	38
GrandTotal	447	232	224	903

TABLE3. Health Care Workers Coverage as on 09/07/2022 midnight

<i>DISTRICT</i>	<i>1st DOSE</i>	<i>2nd Dose</i>	<i>% fully vaccinated</i>	<i>Precaution dose</i>	<i>Precaution dose (%) *</i>
Alappuzha	29022	27241	94%	14341	53%
Ernakulam	85572	75852	89%	33318	44%
Idukki	13556	13012	96%	6225	48%
Kannur	40390	37554	93%	19149	52%
Kasaragod	11611	10823	93%	4993	47%
Kollam	36040	33830	94%	15954	48%
Kottayam	38706	36328	94%	17847	50%
Kozhikode	52735	47965	91%	18908	40%
Malappuram	44834	42013	94%	18731	45%
Palakkad	34676	32023	92%	16282	51%
Pathanamthitta	29337	25099	86%	12514	50%
Thiruvananthapuram	73434	66428	90%	28647	44%
Thrissur	51910	49215	95%	27762	57%
Wayanad	13979	13297	95%	6651	50%
Grand Total	555802	510680	92%	241322	48%

1st Dose coverage for HCW is 100%

*Proportion of beneficiaries who are eligible (completed 9 months after 2nd dose)

TABLE4. Frontline workers Coverage as on 09/07/2022 midnight

<i>DISTRICT</i>	<i>1st dose</i>	<i>2nd Dose</i>	<i>% fully vaccinated</i>	<i>Precaution dose</i>	<i>Precaution dose(%) *</i>
Alappuzha	39131	36762	94%	13930	38%
Ernakulam	54936	50365	92%	19435	39%
Idukki	22995	21349	93%	5921	28%
Kannur	41386	39979	97%	13455	34%
Kasaragod	24615	22491	91%	6423	29%
Kollam	42235	38860	92%	11139	29%
Kottayam	32141	30615	95%	11787	39%
Kozhikode	55273	52569	95%	9989	19%
Malappuram	53920	51294	95%	14568	29%
Palakkad	48097	45554	95%	17572	39%
Pathanamthitta	25251	22539	89%	7612	34%
Thiruvananthapuram	73010	67655	93%	24747	37%
Thrissur	41910	40746	97%	19344	48%
Wayanad	17021	16097	95%	4220	26%
Grand Total	571921	536875	94%	180142	34%

1st Dose coverage for FLW is 100%

*Proportion of beneficiaries who are eligible (completed 9 months after 2nd dose)

TABLE5.Age-Appropriate Group (45-59 Years) Coverage as on 09/07/2022 midnight

Table 5: Age appropriate group (45-59 years) coverage							
45-59 years Coverage as on		10/07/2022		at 12 AM			
District	Target	1st Dose Coverage	Percentage	2nd Dose Coverage	Percentage fully vaccinated	Precaution dose	%
Alappuzha	535436	439008	82%	416686	78%	3999	1%
Ernakulam	809349	783869	97%	704007	87%	17764	3%
Idukki	237564	246995	104%	219371	92%	783	0%
Kannur	527295	515992	98%	480914	91%	3610	1%
Kasaragod	253027	252289	100%	224236	89%	512	0%
Kollam	541201	560201	104%	503451	93%	4098	1%
Kottayam	478470	414258	87%	375471	78%	5556	2%
Kozhikode	658949	655333	99%	582639	88%	4489	1%
Malappuram	733338	723187	99%	630259	86%	2453	0%
Palakkad	614226	547325	89%	500880	82%	4605	1%
Pathanamthitta	264372	281880	107%	252022	95%	4110	2%
Thiruvananthapuram	735836	681827	93%	614511	84%	11248	2%
Thrissur	689418	664160	96%	626636	91%	14304	2%
Wayanad	170537	177142	104%	164335	96%	444	0%
Grand Total	7249018	69,43,466	96%	62,95,418	87%	77975	1%

TABLE6.Age-Appropriate Group (≥60 Years) Coverage as on 09/07/2022midnight

Table 6: Age appropriate group (≥ 60 years) coverage							
≥ 60 years Coverage as on		10/07/2022		at 12 AM			
District	Target	1st Dose Coverage	Percentage	2nd Dose Coverage	Percentage fully vaccinated	Precaution dose	%
Alappuzha	424565	429160	101%	401264	95%	141573	36%
Ernakulam	673885	676503	100%	621771	92%	184083	30%
Idukki	193981	194597	100%	173244	89%	33394	20%
Kannur	438602	444566	101%	413046	94%	111706	28%
Kasaragod	182460	181724	100%	160428	88%	35241	22%
Kollam	497558	499628	100%	455799	92%	127030	29%
Kottayam	418008	419823	100%	384838	92%	115181	31%
Kozhikode	526896	529353	100%	480575	91%	106001	23%
Malappuram	477642	488213	102%	435177	91%	78915	19%
Palakkad	437708	439875	100%	402546	92%	116148	30%
Pathanamthitta	311297	312326	100%	281025	90%	114297	41%
Thiruvananthapuram	630465	633182	100%	572143	91%	177026	32%
Thrissur	581781	588317	101%	558882	96%	194869	36%
Wayanad	128009	128320	100%	114503	89%	28577	25%
Grand Total	5922857	59,65,587	101%	54,55,241	92%	15,64,041	30%

TABLE 6. Age-Appropriate Group (18-44 Years) Coverage as on 09/07/2022 midnight

18-44 years Coverage as on 10/07/2022 at 12 AM							
District	Target	First Dose					
		1st Dose Coverage	Percentage	2nd Dose Coverage	Percentage fully vaccinated	Precaution dose	%
Alappuzha	744178	670399	90%	635702	85%	3155	1%
Ernakulam	1470864	1512198	103%	1239046	84%	18698	2%
Idukki	437537	419813	96%	335748	77%	694	0%
Kannur	947964	966210	102%	835278	88%	2943	0%
Kasaragod	556876	502029	90%	412056	74%	578	0%
Kollam	1054752	933480	89%	797399	76%	3090	0%
Kottayam	665544	656186	99%	571393	86%	4200	1%
Kozhikode	1313678	1223814	93%	975179	74%	4092	1%
Malappuram	1777378	1832378	103%	1398520	79%	2175	0%
Palakkad	1088327	1087259	100%	921213	85%	3054	0%
Pathanamthitta	460819	443662	96%	358937	78%	3634	1%
Thiruvananthapuram	1309099	1249912	95%	1069631	82%	11427	1%
Thrissur	1274465	1098877	86%	1032182	81%	9093	1%
Wayanad	361152	354796	98%	303085	84%	336	0%
Grand Total	13462633	1,29,51,013	96%	1,08,85,369	81%	67169	1%
*Among those who have taken first dose							

TABLE 7. Age-Appropriate Group (15-17 Years) Coverage as on 09/07/2022 midnight

15-17 years Coverage as on 10/07/2022 at 12 AM					
District	Target	1st Dose Coverage	Percentage	2nd Dose Coverage	Percentage fully vaccinated
Alappuzha	80832	80026	99%	66292	82%
Ernakulam	140530	120025	85%	91368	65%
Idukki	51339	38913	76%	30757	60%
Kannur	97722	102167	105%	75442	77%
Kasaragod	60496	52128	86%	34921	58%
Kollam	105234	99245	94%	73013	69%
Kottayam	85400	71816	84%	55013	64%
Kozhikode	143028	113771	80%	63885	45%
Malappuram	241212	190658	79%	91148	38%
Palakkad	132742	117147	88%	85067	64%
Pathanamthitta	48854	40691	83%	32645	67%
Thiruvananthapuram	145238	113995	78%	80332	55%
Thrissur	123540	125722	102%	98734	80%
Wayanad	29245	36832	126%	25414	87%
Grand Total	15,34,000	13,03,136	85%	9,04,031	59%

Table 8: Age appropriate group (12-14 years) Coverage as on 09/07/2022 midnight

12-14 years Coverage as on 10/07/2022 at 12 AM					
District	Target	1st Dose Coverage	Percentage	2nd Dose Coverage	Percentage fully vaccinated
Alappuzha	43284	50250	116%	35472	82%
Ernakulam	90244	72897	81%	38089	42%
Idukki	29672	23462	79%	13735	46%
Kannur	89079	52426	59%	30411	34%
Kasaragod	39968	27336	68%	10523	26%
Kollam	69984	54186	77%	29449	42%
Kottayam	55571	45072	81%	26952	49%
Kozhikode	103644	52222	50%	20176	19%
Malappuram	159652	98135	61%	18076	11%
Palakkad	75249	52547	70%	26603	35%
Pathanamthitta	33203	22937	69%	15410	46%
Thiruvananthapuram	93804	67762	72%	37641	40%
Thrissur	99789	72206	72%	47992	48%
Wayanad	27857	19133	69%	9598	34%
Grand Total	10,11,000	7,10,571	70%	3,60,127	36%

TABLE9.State Summary (18+) as on 09/07/2022 midnight

State Summary (18+) 10/07/2022 at 12 AM							
District	Target	First Dose	Percentage	Second Dose	Percentage*	Precaution Dose	Percentage
Alappuzha	1704179	1606720	94%	1517655	89%	176998	13%
Ernakulam	2954098	3113078	105%	2691041	91%	273298	11%
Idukki	869082	897956	103%	762724	88%	47017	7%
Kannur	1913861	2008544	105%	1806771	94%	150863	9%
Kasaragod	992363	972268	98%	830034	84%	47747	6%
Kollam	2093511	2071584	99%	1829339	87%	161311	10%
Kottayam	1562022	1561114	100%	1398645	90%	154571	12%
Kozhikode	2499523	2516508	101%	2138927	86%	143479	7%
Malappuram	2988358	3142532	105%	2557263	86%	116842	5%
Palakkad	2140261	2157232	101%	1902216	89%	157661	9%
Pathanamthitta	1036488	1092456	105%	939622	91%	142167	16%
Thiruvananthapuram	2675400	2711365	101%	2390368	89%	253095	11%
Thrissur	2545664	2445174	96%	2307661	91%	265372	13%
Wayanad	659698	691258	105%	611317	93%	40228	7%
Grand Total	2,66,34,508	2,69,87,789	101%	2,36,83,583	89%	2130649	10%

*Revised target population(> 18 years) as per MOHFW is 2.67 crores

*As per letter from Additional Secretary MOHFW- D O No 2317579/2021/Imm dated 15/09/2021

TABLE 10. Achievement for the day 09/07/2022 midnight

Daily achievement 09/07/2022				
District	First Dose	Second Dose	Precaution dose	Total Doses Administered
Alappuzha	332	1509	427	2268
Ernakulam	519	2007	1389	3915
Idukki	4	4	72	80
Kannur	108	366	235	709
Kasaragod	49	297	44	390
Kollam	313	1719	202	2234
Kottayam	742	3641	416	4799
Kozhikode	586	1987	285	2858
Malappuram	101	339	116	556
Palakkad	45	108	208	361
Pathanamthitta	96	337	188	621
Thiruvananthapuram	459	2358	550	3367
Thrissur	36	89	580	705
Wayanad	4	16	11	31
Grand Total	3394	14777	4723	22894

** Vaccine stock details couldn't be downloaded from e-VIN portal as the portal is down.

TABLE11.COVID Vaccination related sites

support@cowin.gov.in https://www.cowin.gov.in/home https://dashboard.kerala.gov.in/ https://dhs.kerala.gov.in/https://aogyakeralam.gov.in/https://sha.kerala.gov.in/

TABLE10.COVID Vaccination related Helpline numbers

National/State/District	Line1	Line2	Line3
National Helpline	1075	+91 1123978046	0120 4473222
Disha	1056	04712552056	
StateCallCenter	04712309251	04712309252	04712309255
Thiruvananthapuram	9188610100	1077	
Kollam	04742797609	8589015556	
Pathanamthitta	04682222515	04682228220	
Alappuzha	04772239999		
Kottayam	04812565200	04812304800	04812581900
Idukki	18004255640	04862232220	04862233118
Ernakulam	9072303861		
Thrissur	9400066921	9400066922	9400066923
Palakkad	04912505264	04912505189	8943341439
Malappuram	04832733253	04832737858	04832733252
Kozhikode	7594001442		
Wayanad	04936202343	04936202375	9072510900
Kannur	04972700194		
Kasargod	9061076590	9061079244	9061078026