



കേരള സർക്കാർ

www.health.kerala.gov.in

**COVID-19 OUTBREAK CONTROL AND PREVENTION STATE CELL
HEALTH&FAMILY WELFARE DEPARTMENT**

controlroomdhskerala@gmail.com

www.dhs.kerala.gov.in

Kerala HEALTH-COVID-19 DAILY VACCINATION BULLETIN

Date: 11/07/2022

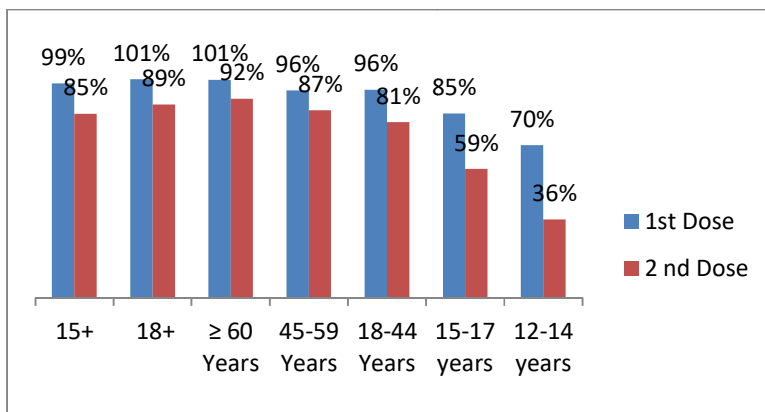
**OUR HEALTH OUR RESPONSIBILITY
VACCINE ADVISORY**

- *People who are vaccinated with Covid Vaccine are reported to have reduced Covid related ICU admissions, serious disease and death.*
- *Early vaccination is useful to safeguard our life from this deadly disease.*
- *Vaccination sessions are planned as per the availability of vaccine. All are requested to cooperate.*
- *After receiving the first dose, second dose of Covishield vaccine is to be taken between 12–16weeks and second dose of Covaxin between 4-6 weeks.*
- *Covid vaccination is currently available to all above 12years. Children in 12-14 age group will get Corbevax and Children in 15-18 age group will get Covaxin.*
- *All person above 18 years will get precaution dose after 9 months or 39 weeks from the second dose. Health Staffs, Frontline workers and people above 60 years will get precaution dose free of cost from government CVC and others will get precaution dose from private CVC at the rate fixed by the Government . The Same vaccine administered as first and second dose is to be taken as precaution dose. People above 60 years with co-morbidities should take medical advice before receiving precaution dose.*
- *Vaccination is available free of cost in all Government covid vaccination centers, and at a nominal rate (as per the Gol order F.No.2079203/2021/Immunization) in selected private Hospitals.*
- **ENSURE ALL YOUR ELIGIBLE FAMILY MEMBERS ARE PROTECTED BY RECEIVING ANY OF THE AVAILABLE COVID VACCINE.**
- **“COVAXIN, COVISHIELD AND CORBEVAX ARE EQUALLY EFFECTIVE AND SAFE”**
- **“BE FULLY PROTECTED – GET THE SECOND DOSE AND PRECAUTION DOSE AT YOUR SCHEDULED TIME”**

ANALYSIS


COVID-19 mass vaccinations are showing signs of preventing illness and steep decline in cases and hospital admissions in countries which done vaccination. Kerala started its vaccination for health care workers from January 16, 2021. The COVID-19 Vaccines Operational Guidelines issued by the Ministry of Health and Family Welfare, Govt. of India, 28th December 2020 and all subsequent Guidelines issued by Ministry of Health and Family Welfare, Govt of India are followed at the sites and all vaccination lanes

Summary of COVID Vaccine Administered as on 11/07/2022 midnight



- 99%** of eligible population vaccinated with a single dose till July 11
- 85%** of eligible population vaccinated with double dose till July 11
- State has vaccinated about **85%** of children aged 15 - 17 years with a single dose

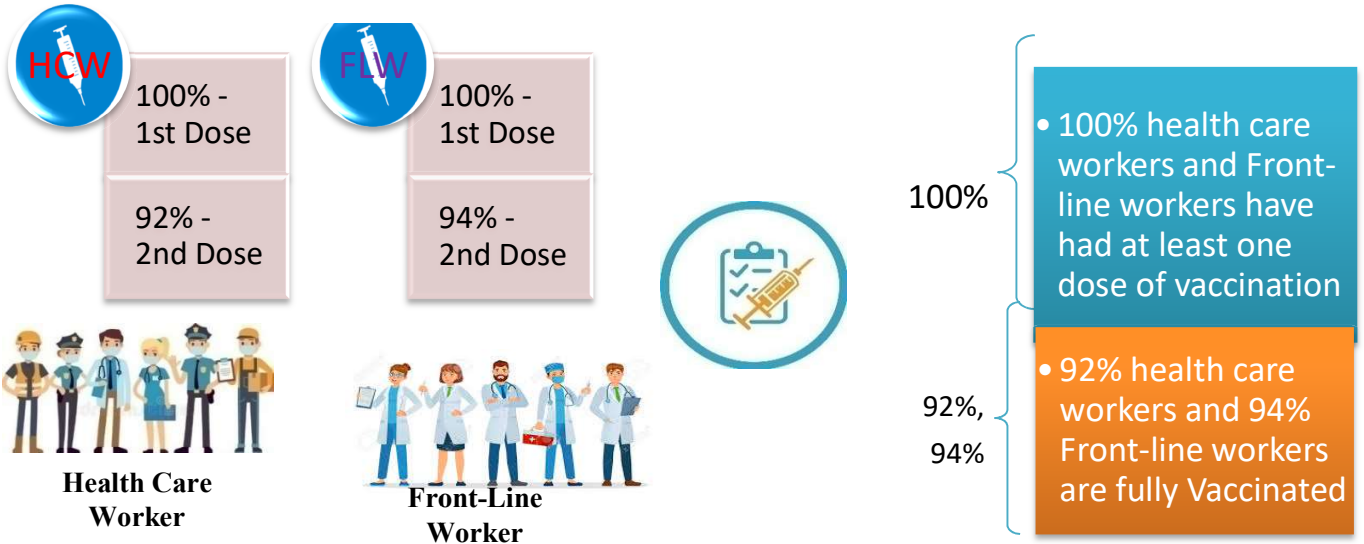
Time Line of Vaccination Coverage



Kerala began administration of COVID 19 Vaccines on 16th January, 2021. As of 11th July 2022, Kerala has administered over 55 million doses overall, including first and second doses of vaccines.

Over 99 per cent of the eligible population (15 + years) in Kerala has been administered the first dose of the Covid-19 vaccine. The state has achieved the target within 510 days since the beginning of the vaccination drive on January 16, 2021

Health Care Workers & Front-line Workers Vaccinated



Are You Vaccinated? You Still Need to Practice: SMS

- Even after vaccination, follow COVID appropriate behavior
- Practice Social Distancing and greet without physical contact
- Always wear clean face mask
- Wash your hands thoroughly and frequently or use hand sanitizer
- Follow the current COVID 19 guidelines to prevent further spread
- Stay Safe. Stay Strong. Get Vaccinated



Even After Getting Vaccinated Keep Taking Precautions to Protect Your Self



GET VACCINATED



WASH YOUR HANDS



WEAR A MASK



KEEP YOUR DISTANCE

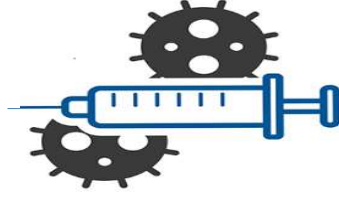
The Race Towards Full Vaccination - Weekly Trend

2nd – 8th July 2022

Kerala Administered over

0.99 Lakh

COVID Vaccine Doses during 2nd to 8th July, 2022



From 2nd to 8th July 2022 on average

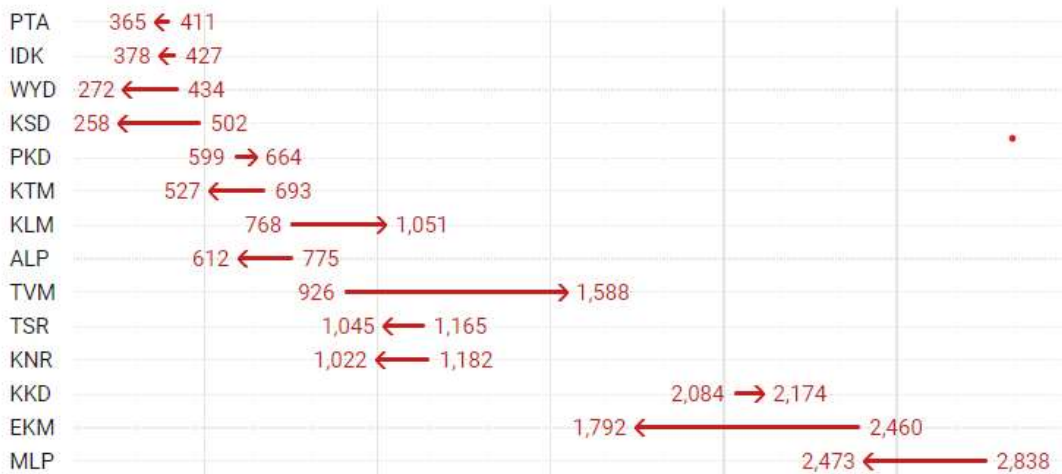
0.14 lakh

doses were administered daily.

Average Doses Administered Per day per week (in 1000)



Trend in average per day vaccination (in 1000) for the last two weeks

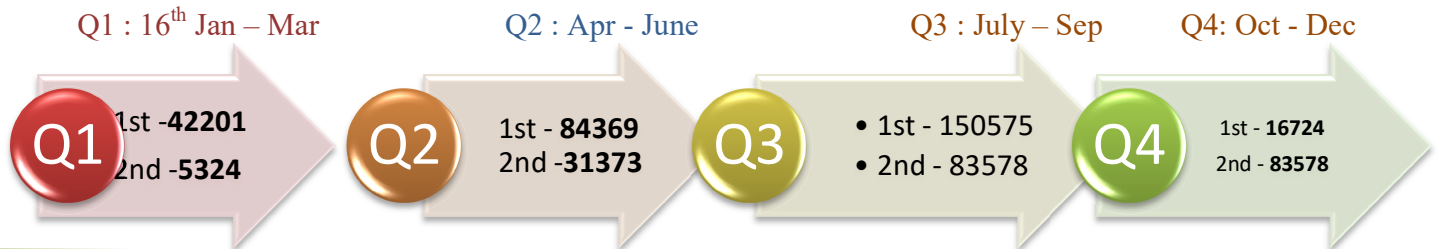


Race Against Time – Vaccination Quarterly Status

(Q1:16th Jan-Mar, Q2: Apr-June, Q3: July-Sep, Q4: Oct - Dec)

Daily Average Doses Administered per Quarter

In the first Quarter, only 42201 first doses and 5324 second doses were administered daily on average. During the second, third and fourth quarters, the daily vaccination of the first and second doses increased significantly.



Vaccination Achievement per Quarter

In the third quarter of the immunization drive, 52% of the eligible population (18 + age) in Kerala were given the first dose and 29% the second dose.

Dose Progression

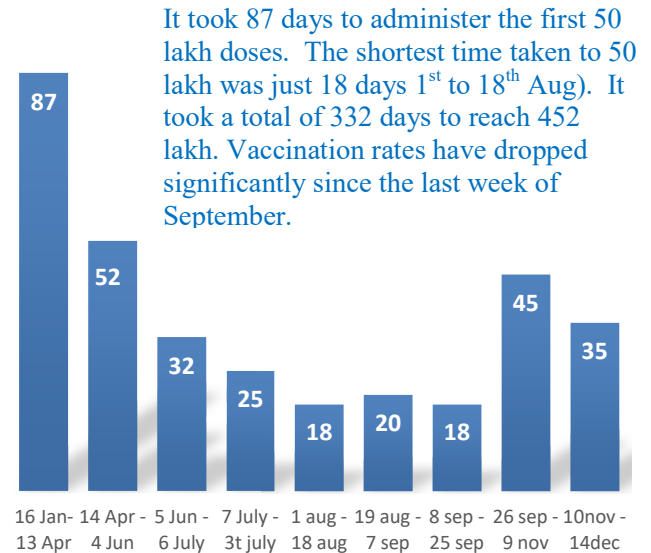
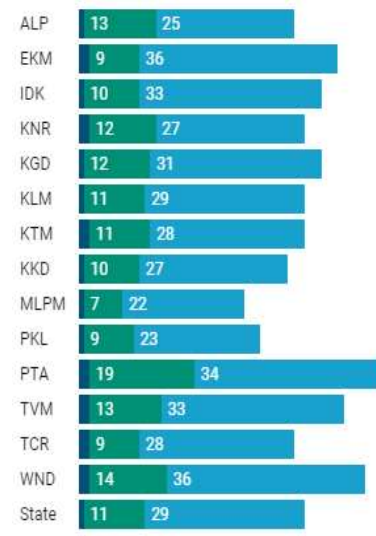
The chart shows the days taken for total COVID-19 Vaccination doses (both first and second) in Kerala to cross every 50 lakh dose mark

■ Q1 ■ Q2 ■ Q3

First Dose



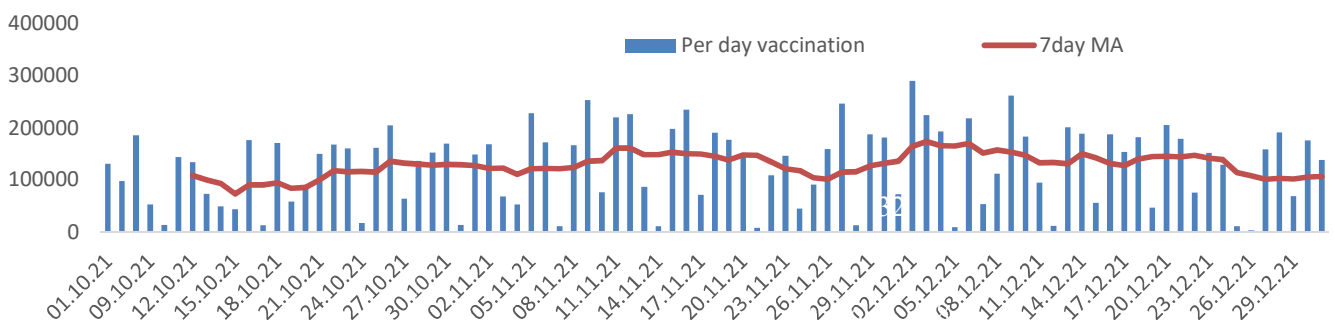
Second Dose



It took 87 days to administer the first 50 lakh doses. The shortest time taken to 50 lakh was just 18 days 1st to 18th Aug). It took a total of 332 days to reach 452 lakh. Vaccination rates have dropped significantly since the last week of September.

Vaccine Administered per Day and 7 days Moving Average in Last Quarter (Oct -Dec)

The seven-day moving average of daily doses in the last quarter showed a peak on December 2nd and continued to fluctuate thereafter



Important Message to the Public

- a. *Infection or infection rate is only a part and disease manifestation of disease is to be monitored*
- b. *Fatality among vaccinated people is very less. Disease severity among vaccinated people is less.*
- c. *People with comorbidity should be careful. Once detected covid positive they should get admitted and do not stay at home.*
- d. *Death in covid positive cases are among unvaccinated people, especially having comorbidities like Diabetes and Hypertension*
- e. *Late arrival to hospitals is one of the reason for Death among people with comorbidities*
- f. *Vaccinated people, only if symptomatic are advised to consult Doctor.*
- g. *Non Vaccinated people, if symptomatic, may do RTPCR test*
- h. *Antigen testing is only for emergency purpose*
- i. *Non vaccinated people with co-morbidities to do testing by RTPCR and consult doctor*
- j. *Repeat RTPCR is not needed among the people who are detected COVID positive in the previous 2 months*
- k. *All young person detected positive and at home isolation should do glucose test*

TABLE1.Total Vaccination done in the State as on 11/07/2022 midnight

State Summary (15+ years)-Total doses administered till 12/07/2022 at 12 AM								
District	Target	First Dose	Percent age	Second Dose	Percentage*	Precaution Dose	Percentage	Total doses administered
Alappuzha	1829568	1737050	95%	1619688	89%	178219	13%	35,34,957
Ernakulam	3217878	3306046	104%	2820650	89%	274696	11%	64,01,392
Idukki	950762	960371	101%	807376	85%	47408	7%	18,15,155
Kannur	2100307	2163170	103%	1912755	91%	151175	9%	42,27,100
Kasaragod	1092141	1051786	96%	875720	80%	47873	6%	19,75,379
Kollam	2268371	2225047	98%	1932003	85%	161718	10%	43,18,768
Kottayam	1704500	1678007	99%	1480647	87%	154785	12%	33,13,439
Kozhikode	2746273	2682718	98%	2223478	81%	144579	7%	50,50,775
Malappuram	3386535	3431493	101%	2666903	79%	117253	5%	62,15,649
Palakkad	2349082	2326952	99%	2014075	86%	158193	9%	44,99,220
Pathanamthitta	1118564	1156090	103%	987688	88%	142391	16%	22,86,169
Thiruvananthapuram	2914006	2893146	99%	2508405	86%	253628	11%	56,55,179
Thrissur	2767777	2643212	95%	2454980	89%	267001	13%	53,65,193
Wayanad	716933	747261	104%	646487	90%	40334	7%	14,34,082
Grand Total	29,162,697	2,90,02,349	99%	2,49,50,855	85%	21,39,253	10%	5,60,92,457

TABLE2.Covid-19 Vaccination Center Functional in the State as on 11/07/2022 midnight(12/07/2022 12AM)

DISTRICTS	12+	15+	18+	Total
Alappuzha	83	1	90	174
Ernakulam	1	2	43	46
Idukki	3	6	25	34
Kannur	1	6	21	28
Kasaragod	16	0	51	67
Kollam	3	6	18	27
Kottayam	4	4	9	17
Kozhikode	11	9	109	129
Malappuram	5	6	25	36
Palakkad	3	2	22	27
Pathanamthitta	0	1	6	7
Thiruvananthapuram	0	2	14	16
Thrissur	29	28	25	82
Wayanad	3	5	37	45
GrandTotal	162	78	495	735

TABLE3. Health Care Workers Coverage as on 11/07/2022 midnight

<i>DISTRICT</i>	<i>1st DOSE</i>	<i>2nd Dose</i>	<i>% fully vaccinated</i>	<i>Precaution dose</i>	<i>Precaution dose (%) *</i>
Alappuzha	29022	27241	94%	14370	53%
Ernakulam	85572	75855	89%	33346	44%
Idukki	13556	13013	96%	6244	48%
Kannur	40390	37554	93%	19166	52%
Kasaragod	11611	10823	93%	5002	47%
Kollam	36040	33831	94%	15964	48%
Kottayam	38706	36328	94%	17860	50%
Kozhikode	52735	47967	91%	18956	40%
Malappuram	44834	42014	94%	18759	45%
Palakkad	34676	32023	92%	16296	51%
Pathanamthitta	29337	25099	86%	12546	50%
Thiruvananthapuram	73434	66428	90%	28658	44%
Thrissur	51910	49217	95%	27826	57%
Wayanad	13979	13297	95%	6658	50%
Grand Total	555802	510690	92%	241651	48%

1st Dose coverage for HCW is 100%

*Proportion of beneficiaries who are eligible (completed 9 months after 2nd dose)

TABLE4. Frontline workers Coverage as on 11/07/2022 midnight

<i>DISTRICT</i>	<i>1st dose</i>	<i>2nd Dose</i>	<i>% fully vaccinated</i>	<i>Precaution dose</i>	<i>Precaution dose(%) *</i>
Alappuzha	39131	36763	94%	13955	38%
Ernakulam	54936	50365	92%	19447	39%
Idukki	22995	21349	93%	5945	28%
Kannur	41386	39979	97%	13490	34%
Kasaragod	24615	22491	91%	6453	29%
Kollam	42235	38860	92%	11153	29%
Kottayam	32141	30615	95%	11793	39%
Kozhikode	55273	52573	95%	10029	19%
Malappuram	53920	51295	95%	14605	29%
Palakkad	48097	45554	95%	17604	39%
Pathanamthitta	25251	22540	89%	7625	34%
Thiruvananthapuram	73010	67658	93%	24804	37%
Thrissur	41910	40746	97%	19428	48%
Wayanad	17021	16097	95%	4227	26%
Grand Total	571921	536885	94%	180558	34%

1st Dose coverage for FLW is 100%

*Proportion of beneficiaries who are eligible (completed 9 months after 2nd dose)

TABLE5.Age-Appropriate Group (45-59 Years) Coverage as on 11/07/2022 midnight

Table 5: Age appropriate group (45-59 years) coverage							
45-59 years Coverage as on		12/07/2022		at 12 AM			
District	Target	1st Dose Coverage	Percentage	2nd Dose Coverage	Percentage fully vaccinated	Precaution dose	%
Alappuzha	535436	439014	82%	416713	78%	4024	1%
Ernakulam	809349	783872	97%	704021	87%	17900	3%
Idukki	237564	246995	104%	219376	92%	785	0%
Kannur	527295	515992	98%	480927	91%	3635	1%
Kasaragod	253027	252293	100%	224252	89%	519	0%
Kollam	541201	560203	104%	503464	93%	4140	1%
Kottayam	478470	414258	87%	375474	78%	5589	2%
Kozhikode	658949	655341	99%	582697	88%	4526	1%
Malappuram	733338	723192	99%	630293	86%	2474	0%
Palakkad	614226	547327	89%	500900	82%	4641	1%
Pathanamthitta	264372	281881	107%	252022	95%	4141	2%
Thiruvananthapuram	735836	681828	93%	614516	84%	11327	2%
Thrissur	689418	664168	96%	626668	91%	14440	2%
Wayanad	170537	177144	104%	164335	96%	447	0%
Grand Total	7249018	69,43,508	96%	62,95,658	87%	78588	1%

TABLE6.Age-Appropriate Group (≥60 Years) Coverage as on 11/07/2022midnight

Table 6: Age appropriate group (≥ 60 years) coverage							
≥ 60 years Coverage as on		12/07/2022		at 12 AM			
District	Target	1st Dose Coverage	Percentage	2nd Dose Coverage	Percentage fully vaccinated	Precaution dose	%
Alappuzha	424565	429164	101%	401285	95%	142642	37%
Ernakulam	673885	676505	100%	621781	92%	184615	30%
Idukki	193981	194599	100%	173251	89%	33721	20%
Kannur	438602	444568	101%	413046	94%	111888	28%
Kasaragod	182460	181725	100%	160433	88%	35315	22%
Kollam	497558	499631	100%	455807	92%	127282	29%
Kottayam	418008	419824	100%	384841	92%	115268	31%
Kozhikode	526896	529357	100%	480597	91%	106873	23%
Malappuram	477642	488215	102%	435191	91%	79186	19%
Palakkad	437708	439878	100%	402566	92%	116516	30%
Pathanamthitta	311297	312327	100%	281026	90%	114357	41%
Thiruvananthapuram	630465	633184	100%	572146	91%	177164	32%
Thrissur	581781	588322	101%	558911	96%	195890	36%
Wayanad	128009	128320	100%	114509	89%	28649	25%
Grand Total	5922857	59,65,619	101%	54,55,390	92%	15,69,366	30%

TABLE 6. Age-Appropriate Group (18-44 Years) Coverage as on 11/07/2022 midnight

18-44 years Coverage as on 12/07/2022 at 12 AM							
District	Target	First Dose					
		1st Dose Coverage	Percentage	2nd Dose Coverage	Percentage fully vaccinated	Precaution dose	%
Alappuzha	744178	670424	90%	635867	85%	3228	1%
Ernakulam	1470864	1512227	103%	1239130	84%	19388	2%
Idukki	437537	419835	96%	335818	77%	713	0%
Kannur	947964	966222	102%	835337	88%	2996	0%
Kasaragod	556876	502046	90%	412133	74%	584	0%
Kollam	1054752	933492	89%	797456	76%	3179	0%
Kottayam	665544	656189	99%	571416	86%	4275	1%
Kozhikode	1313678	1223919	93%	975556	74%	4195	1%
Malappuram	1777378	1832427	103%	1398777	79%	2229	0%
Palakkad	1088327	1087278	100%	921337	85%	3136	0%
Pathanamthitta	460819	443663	96%	358941	78%	3722	1%
Thiruvananthapuram	1309099	1249922	95%	1069660	82%	11675	1%
Thrissur	1274465	1098904	86%	1032369	81%	9417	1%
Wayanad	361152	354800	98%	303114	84%	353	0%
Grand Total	13462633	1,29,51,348	96%	1,08,86,911	81%	69090	1%
*Among those who have taken first dose							

TABLE 7. Age-Appropriate Group (15-17 Years) Coverage as on 11/07/2022 midnight

15-17 years Coverage as on 12/07/2022 at 12 AM					
District	Target	1st Dose Coverage	Percentage	2nd Dose Coverage	Percentage fully vaccinated
Alappuzha	80832	80028	99%	66304	82%
Ernakulam	140530	120028	85%	91383	65%
Idukki	51339	38920	76%	30800	60%
Kannur	97722	102176	105%	75482	77%
Kasaragod	60496	52131	86%	34950	58%
Kollam	105234	99251	94%	73064	69%
Kottayam	85400	71816	84%	55016	64%
Kozhikode	143028	113773	80%	63895	45%
Malappuram	241212	190662	79%	91161	38%
Palakkad	132742	117147	88%	85084	64%
Pathanamthitta	48854	40691	83%	32645	67%
Thiruvananthapuram	145238	114004	78%	80350	55%
Thrissur	123540	125734	102%	98829	80%
Wayanad	29245	36839	126%	25459	87%
Grand Total	15,34,000	13,03,200	85%	9,04,422	59%

Table 8: Age appropriate group (12-14 years) Coverage as on 11/07/2022 midnight

12-14 years Coverage as on 12/07/2022 at 12 AM					
District	Target	1st Dose Coverage	Percentage	2nd Dose Coverage	Percentage fully vaccinated
Alappuzha	43284	50267	116%	35515	82%
Ernakulam	90244	72906	81%	38115	42%
Idukki	29672	23471	79%	13769	46%
Kannur	89079	52436	59%	30430	34%
Kasaragod	39968	27365	68%	10638	27%
Kollam	69984	54195	77%	29521	42%
Kottayam	55571	45073	81%	26957	49%
Kozhikode	103644	52320	50%	20193	19%
Malappuram	159652	98243	62%	18172	11%
Palakkad	75249	52549	70%	26611	35%
Pathanamthitta	33203	22940	69%	15415	46%
Thiruvananthapuram	93804	67764	72%	37647	40%
Thrissur	99789	72264	72%	48240	48%
Wayanad	27857	19158	69%	9676	35%
Grand Total	10,11,000	7,10,951	70%	3,60,899	36%

TABLE9.State Summary (18+) as on 11/07/2022 midnight

State Summary (18+) 12/07/2022 at 12 AM							
District	Target	First Dose	Percentage	Second Dose	Percentage*	Precaution Dose	Percentage
Alappuzha	1704179	1606755	94%	1517869	89%	178219	13%
Ernakulam	2954098	3113112	105%	2691152	91%	274696	11%
Idukki	869082	897980	103%	762807	88%	47408	7%
Kannur	1913861	2008558	105%	1806843	94%	151175	9%
Kasaragod	992363	972290	98%	830132	84%	47873	6%
Kollam	2093511	2071601	99%	1829418	87%	161718	10%
Kottayam	1562022	1561118	100%	1398674	90%	154785	12%
Kozhikode	2499523	2516625	101%	2139390	86%	144579	7%
Malappuram	2988358	3142588	105%	2557570	86%	117253	5%
Palakkad	2140261	2157256	101%	1902380	89%	158193	9%
Pathanamthitta	1036488	1092459	105%	939628	91%	142391	16%
Thiruvananthapuram	2675400	2711378	101%	2390408	89%	253628	11%
Thrissur	2545664	2445214	96%	2307911	91%	267001	13%
Wayanad	659698	691264	105%	611352	93%	40334	7%
Grand Total	2,66,34,508	2,69,88,198	101%	2,36,85,534	89%	2139253	10%

*Revised target population(> 18 years) as per MOHFW is 2.67 crores

*As per letter from Additional Secretary MOHFW- D O No 2317579/2021/Imm dated 15/09/2021

TABLE 10. Achievement for the day 11/07/2022 midnight

Daily achievement		11/07/2022		
District	First Dose	Second Dose	Precaution dose	Total Doses Administered
Alappuzha	54	267	1188	1509
Ernakulam	39	123	1238	1400
Idukki	40	160	391	591
Kannur	33	131	298	462
Kasaragod	54	242	124	420
Kollam	31	195	380	606
Kottayam	5	36	182	223
Kozhikode	217	487	1090	1794
Malappuram	168	416	411	995
Palakkad	26	188	488	702
Pathanamthitta	2	3	184	189
Thiruvananthapuram	17	44	335	396
Thrissur	85	493	1354	1932
Wayanad	38	158	96	292
Grand Total	809	2943	7759	11511

** Vaccine stock details couldn't be downloaded from e-VIN portal as the portal is down.

TABLE11.COVID Vaccination related sites

support@cowin.gov.in https://www.cowin.gov.in/home https://dashboard.kerala.gov.in/ https://dhs.kerala.gov.in/https://aogyakeralam.gov.in/https://sha.kerala.gov.in/

TABLE10.COVID Vaccination related Helpline numbers

National/State/District	Line1	Line2	Line3
National Helpline	1075	+91 1123978046	0120 4473222
Disha	1056	04712552056	
StateCallCenter	04712309251	04712309252	04712309255
Thiruvananthapuram	9188610100	1077	
Kollam	04742797609	8589015556	
Pathanamthitta	04682222515	04682228220	
Alappuzha	04772239999		
Kottayam	04812565200	04812304800	04812581900
Idukki	18004255640	04862232220	04862233118
Ernakulam	9072303861		
Thrissur	9400066921	9400066922	9400066923
Palakkad	04912505264	04912505189	8943341439
Malappuram	04832733253	04832737858	04832733252
Kozhikode	7594001442		
Wayanad	04936202343	04936202375	9072510900
Kannur	04972700194		
Kasargod	9061076590	9061079244	9061078026