



കേരള സർക്കാർ

[www.health.kerala.gov.in](http://www.health.kerala.gov.in)

**COVID-19 OUTBREAK CONTROL AND PREVENTION STATE CELL  
HEALTH&FAMILY WELFARE DEPARTMENT**

[controlroomdhskerala@gmail.com](mailto:controlroomdhskerala@gmail.com)

[www.dhs.kerala.gov.in](http://www.dhs.kerala.gov.in)

**Kerala HEALTH-COVID-19 DAILY VACCINATION BULLETIN**

**Date: 12/07/2022**

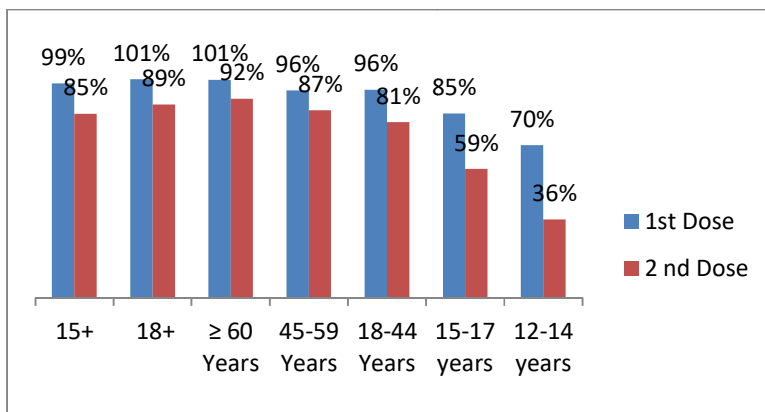
**OUR HEALTH OUR RESPONSIBILITY  
VACCINE ADVISORY**

- *People who are vaccinated with Covid Vaccine are reported to have reduced Covid related ICU admissions, serious disease and death.*
- *Early vaccination is useful to safeguard our life from this deadly disease.*
- *Vaccination sessions are planned as per the availability of vaccine. All are requested to cooperate.*
- *After receiving the first dose, second dose of Covishield vaccine is to be taken between 12–16weeks and second dose of Covaxin between 4-6 weeks.*
- *Covid vaccination is currently available to all above 12years. Children in 12-14 age group will get Corbevax and Children in 15-18 age group will get Covaxin.*
- *All person above 18 years will get precaution dose after 9 months or 39 weeks from the second dose. Health Staffs, Frontline workers and people above 60 years will get precaution dose free of cost from government CVC and others will get precaution dose from private CVC at the rate fixed by the Government . The Same vaccine administered as first and second dose is to be taken as precaution dose. People above 60 years with co-morbidities should take medical advice before receiving precaution dose.*
- *Vaccination is available free of cost in all Government covid vaccination centers, and at a nominal rate (as per the Gol order F.No.2079203/2021/Immunization) in selected private Hospitals.*
- **ENSURE ALL YOUR ELIGIBLE FAMILY MEMBERS ARE PROTECTED BY RECEIVING ANY OF THE AVAILABLE COVID VACCINE.**
- **“COVAXIN, COVISHIELD AND CORBEVAX ARE EQUALLY EFFECTIVE AND SAFE”**
- **“BE FULLY PROTECTED – GET THE SECOND DOSE AND PRECAUTION DOSE AT YOUR SCHEDULED TIME”**

### ANALYSIS

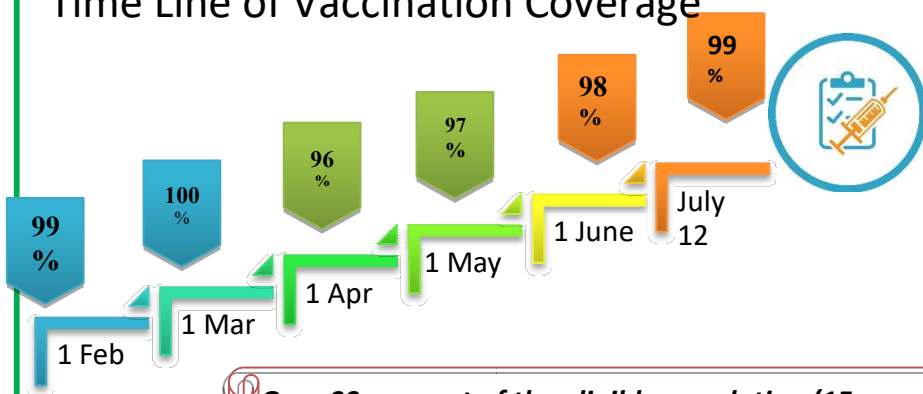
COVID-19 mass vaccinations are showing signs of preventing illness and steep decline in cases and hospital admissions in countries which done vaccination. Kerala started its vaccination for health care workers from January 16, 2021. The COVID-19 Vaccines Operational Guidelines issued by the Ministry of Health and Family Welfare, Govt. of India, 28th December 2020 and all subsequent Guidelines issued by Ministry of Health and Family Welfare, Govt of India are followed at the sites and all vaccination lanes

### Summary of COVID Vaccine Administered as on 12/07/2022 midnight



- 99%** of eligible population vaccinated with a single dose till July 12
- 85%** of eligible population vaccinated with double dose till July 12
- State has vaccinated about **85%** of children aged 15 - 17 years with a single dose

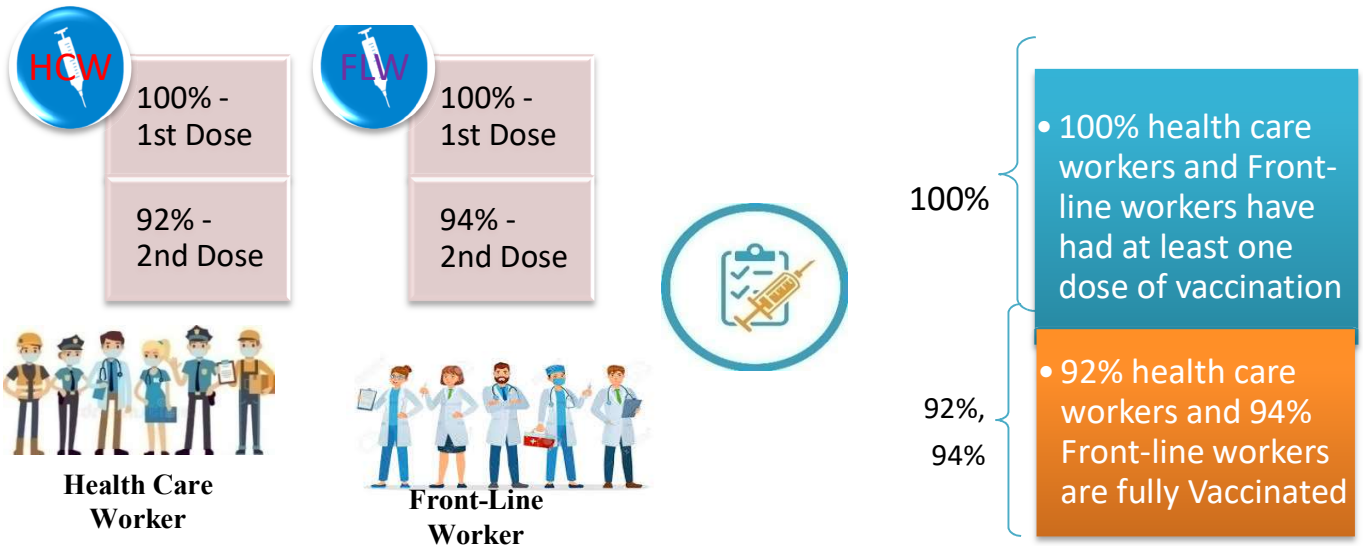
### Time Line of Vaccination Coverage



Kerala began administration of COVID 19 Vaccines on 16<sup>th</sup> January, 2021. As of 12<sup>th</sup> July 2022, Kerala has administered over 55 million doses overall, including first and second doses of vaccines.

**Over 99 per cent of the eligible population (15 + years) in Kerala has been administered the first dose of the Covid-19 vaccine. The state has achieved the target within 510 days since the beginning of the vaccination drive on January 16, 2021**

## Health Care Workers & Front-line Workers Vaccinated



### Are You Vaccinated? You Still Need to Practice: SMS

- Even after vaccination, follow COVID appropriate behavior
- Practice Social Distancing and greet without physical contact
- Always wear clean face mask
- Wash your hands thoroughly and frequently or use hand sanitizer
- Follow the current COVID 19 guidelines to prevent further spread
- Stay Safe. Stay Strong. Get Vaccinated



Even After Getting Vaccinated Keep Taking Precautions to Protect Your Self



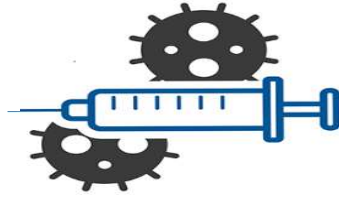
# The Race Towards Full Vaccination - Weekly Trend

## 2<sup>nd</sup> – 8<sup>th</sup> July 2022

Kerala Administered over

# 0.99 Lakh

COVID Vaccine Doses during 2<sup>nd</sup> to 8<sup>th</sup> July, 2022



From 2<sup>nd</sup> to 8<sup>th</sup> July 2022 on average

# 0.14 lakh

doses were administered daily.

Average Doses Administered Per day per week (in 1000)



Trend in average per day vaccination (in 1000) for the last two weeks



# Race Against Time – Vaccination Quarterly Status

(Q1:16<sup>th</sup> Jan-Mar, Q2: Apr-June, Q3: July-Sep, Q4: Oct - Dec)

## Daily Average Doses Administered per Quarter

In the first Quarter, only 42201 first doses and 5324 second doses were administered daily on average. During the second, third and fourth quarters, the daily vaccination of the first and second doses increased significantly.



## Vaccination Achievement per Quarter

In the third quarter of the immunization drive, 52% of the eligible population (18 + age) in Kerala were given the first dose and 29% the second dose.

■ Q1 ■ Q2 ■ Q3

### First Dose

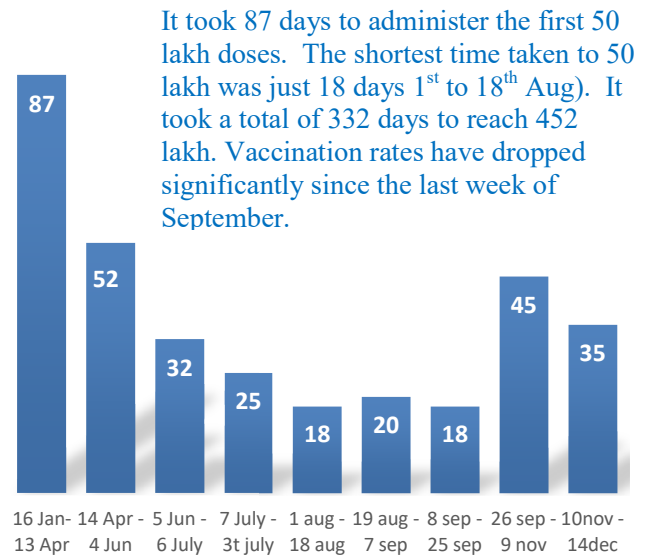


### Second Dose



## Dose Progression

The chart shows the days taken for total COVID-19 Vaccination doses (both first and second) in Kerala to cross every 50 lakh dose mark



## Vaccine Administered per Day and 7 days Moving Average in Last Quarter (Oct -Dec)

The seven-day moving average of daily doses in the last quarter showed a peak on December 2<sup>nd</sup> and continued to fluctuate thereafter



## Important Message to the Public

- a. *Infection or infection rate is only a part and disease manifestation of disease is to be monitored*
- b. *Fatality among vaccinated people is very less. Disease severity among vaccinated people is less.*
- c. *People with comorbidity should be careful. Once detected covid positive they should get admitted and do not stay at home.*
- d. *Death in covid positive cases are among unvaccinated people, especially having comorbidities like Diabetes and Hypertension*
- e. *Late arrival to hospitals is one of the reason for Death among people with comorbidities*
- f. *Vaccinated people, only if symptomatic are advised to consult Doctor.*
- g. *Non Vaccinated people, if symptomatic, may do RTPCR test*
- h. *Antigen testing is only for emergency purpose*
- i. *Non vaccinated people with co-morbidities to do testing by RTPCR and consult doctor*
- j. *Repeat RTPCR is not needed among the people who are detected COVID positive in the previous 2 months*
- k. *All young person detected positive and at home isolation should do glucose test*

TABLE1.Total Vaccination done in the State as on 12/07/2022 midnight

State Summary (15+ years)-Total doses administered till 13/07/2022 at 12 AM								
District	Target	First Dose	Percent age	Second Dose	Percentage*	Precaution Dose	Percentage	Total doses administered
Alappuzha	1829568	1737063	95%	1619748	89%	178489	13%	35,35,300
Ernakulam	3217878	3306206	104%	2821245	89%	276966	11%	64,04,417
Idukki	950762	960402	101%	807494	85%	47687	7%	18,15,583
Kannur	2100307	2163262	103%	1913138	91%	151625	9%	42,28,025
Kasaragod	1092141	1051804	96%	875776	80%	47915	6%	19,75,495
Kollam	2268371	2225170	98%	1932704	85%	162987	10%	43,20,861
Kottayam	1704500	1678104	99%	1481042	87%	156320	12%	33,15,466
Kozhikode	2746273	2683162	98%	2223692	81%	144791	7%	50,51,645
Malappuram	3386535	3431774	101%	2667204	79%	117479	5%	62,16,457
Palakkad	2349082	2327050	99%	2014473	86%	158772	9%	45,00,295
Pathanamthitta	1118564	1156125	103%	987900	88%	143272	16%	22,87,297
Thiruvananthapuram	2914006	2893269	99%	2508919	86%	255636	12%	56,57,824
Thrissur	2767777	2643343	95%	2455722	89%	269653	13%	53,68,718
Wayanad	716933	747267	104%	646501	90%	40386	7%	14,34,154
<b>Grand Total</b>	<b>29,162,697</b>	<b>2,90,04,001</b>	<b>99%</b>	<b>2,49,55,558</b>	<b>85%</b>	<b>21,51,978</b>	<b>10%</b>	<b>5,61,11,537</b>

TABLE2.Covid-19 Vaccination Center Functional in the State as on 12/07/2022 midnight(13/07/2022 12AM)

DISTRICTS	12+	15+	18+	Total
Alappuzha	2	0	5	7
Ernakulam	1	18	72	91
Idukki	2	4	20	26
Kannur	3	9	29	41
Kasaragod	0	0	14	14
Kollam	4	13	54	71
Kottayam	1	1	83	85
Kozhikode	11	9	21	41
Malappuram	8	9	22	39
Palakkad	2	13	29	44
Pathanamthitta	0	9	49	58
Thiruvananthapuram	0	1	113	114
Thrissur	2	79	103	184
Wayanad	0	1	37	38
<b>GrandTotal</b>	<b>36</b>	<b>166</b>	<b>651</b>	<b>853</b>

TABLE3. Health Care Workers Coverage as on 12/07/2022 midnight

<i>DISTRICT</i>	<i>1st DOSE</i>	<i>2nd Dose</i>	<i>% fully vaccinated</i>	<i>Precaution dose</i>	<i>Precaution dose (%) *</i>
<b>Alappuzha</b>	29022	27242	94%	14380	53%
<b>Ernakulam</b>	85572	75856	89%	33402	44%
<b>Idukki</b>	13556	13014	96%	6268	49%
<b>Kannur</b>	40390	37555	93%	19200	52%
<b>Kasaragod</b>	11611	10823	93%	5002	47%
<b>Kollam</b>	36040	33833	94%	16022	48%
<b>Kottayam</b>	38706	36328	94%	17930	50%
<b>Kozhikode</b>	52735	47967	91%	18975	40%
<b>Malappuram</b>	44834	42014	94%	18775	45%
<b>Palakkad</b>	34676	32024	92%	16311	51%
<b>Pathanamthitta</b>	29337	25101	86%	12615	51%
<b>Thiruvananthapuram</b>	73434	66429	90%	28792	44%
<b>Thrissur</b>	51910	49217	95%	27889	57%
<b>Wayanad</b>	13979	13297	95%	6660	50%
<b>Grand Total</b>	<b>555802</b>	<b>510700</b>	<b>92%</b>	<b>242221</b>	<b>48%</b>

1st Dose coverage for HCW is 100%

\*Proportion of beneficiaries who are eligible ( completed 9 months after 2nd dose )

TABLE4. Frontline workers Coverage as on 12/07/2022 midnight

<i>DISTRICT</i>	<i>1st dose</i>	<i>2nd Dose</i>	<i>% fully vaccinated</i>	<i>Precaution dose</i>	<i>Precaution dose(%) *</i>
<b>Alappuzha</b>	39131	36763	94%	13957	38%
<b>Ernakulam</b>	54936	50367	92%	19494	39%
<b>Idukki</b>	22995	21349	93%	5963	28%
<b>Kannur</b>	41386	39979	97%	13527	34%
<b>Kasaragod</b>	24615	22491	91%	6454	29%
<b>Kollam</b>	42235	38862	92%	11212	29%
<b>Kottayam</b>	32141	30615	95%	11826	39%
<b>Kozhikode</b>	55273	52573	95%	10038	19%
<b>Malappuram</b>	53921	51296	95%	14617	29%
<b>Palakkad</b>	48097	45554	95%	17647	39%
<b>Pathanamthitta</b>	25251	22542	89%	7671	34%
<b>Thiruvananthapuram</b>	73010	67658	93%	24961	37%
<b>Thrissur</b>	41910	40747	97%	19515	48%
<b>Wayanad</b>	17021	16097	95%	4228	26%
<b>Grand Total</b>	<b>571922</b>	<b>536893</b>	<b>94%</b>	<b>181110</b>	<b>34%</b>

1st Dose coverage for FLW is 100%

\*Proportion of beneficiaries who are eligible ( completed 9 months after 2nd dose )



TABLE5.Age-Appropriate Group (45-59 Years) Coverage as on 12/07/2022 midnight

Table 5: Age appropriate group (45-59 years) coverage							
45-59 years Coverage as on			13/07/2022	at 12 AM			
District	Target	1st Dose Coverage	Percentage	2nd Dose Coverage	Percentage fully vaccinated	Precaution dose	%
Alappuzha	535436	439016	82%	416717	78%	4056	1%
Ernakulam	809349	783882	97%	704068	87%	18038	3%
Idukki	237564	246996	104%	219384	92%	787	0%
Kannur	527295	515996	98%	480948	91%	3652	1%
Kasaragod	253027	252293	100%	224252	89%	524	0%
Kollam	541201	560222	104%	503505	93%	4164	1%
Kottayam	478470	414265	87%	375527	78%	5618	2%
Kozhikode	658949	655343	99%	582708	88%	4548	1%
Malappuram	733338	723195	99%	630323	86%	2483	0%
Palakkad	614226	547329	89%	500935	82%	4662	1%
Pathanamthitta	264372	281885	107%	252043	95%	4162	2%
Thiruvananthapuram	735836	681840	93%	614583	84%	11369	2%
Thrissur	689418	664180	96%	626741	91%	14523	2%
Wayanad	170537	177144	104%	164336	96%	448	0%
<b>Grand Total</b>	<b>7249018</b>	<b>69,43,586</b>	<b>96%</b>	<b>62,96,070</b>	<b>87%</b>	<b>79034</b>	<b>1%</b>

TABLE6.Age-Appropriate Group (≥60 Years) Coverage as on 12/07/2022midnight

Table 6: Age appropriate group (≥ 60 years) coverage							
≥ 60 years Coverage as on			13/07/2022	at 12 AM			
District	Target	1st Dose Coverage	Percentage	2nd Dose Coverage	Percentage fully vaccinated	Precaution dose	%
Alappuzha	424565	429165	101%	401294	95%	142802	37%
Ernakulam	673885	676519	100%	621820	92%	186367	31%
Idukki	193981	194604	100%	173264	89%	33951	20%
Kannur	438602	444569	101%	413057	94%	112221	28%
Kasaragod	182460	181725	100%	160434	88%	35342	22%
Kollam	497558	499640	100%	455849	92%	128352	29%
Kottayam	418008	419837	100%	384883	92%	116597	31%
Kozhikode	526896	529357	100%	480600	91%	106977	23%
Malappuram	477642	488216	102%	435201	91%	79338	19%
Palakkad	437708	439881	100%	402580	92%	116971	30%
Pathanamthitta	311297	312331	100%	281042	90%	115041	42%
Thiruvananthapuram	630465	633198	100%	572200	91%	178757	32%
Thrissur	581781	588331	101%	558949	96%	198142	37%
Wayanad	128009	128322	100%	114511	89%	28690	25%
<b>Grand Total</b>	<b>5922857</b>	<b>59,65,695</b>	<b>101%</b>	<b>54,55,684</b>	<b>92%</b>	<b>15,79,548</b>	<b>30%</b>

TABLE 6. Age-Appropriate Group (18-44 Years) Coverage as on 12/07/2022 midnight

18-44 years Coverage as on 13/07/2022 at 12 AM							
District	Target	First Dose					
		1st Dose Coverage	Percentage	2nd Dose Coverage	Percentage fully vaccinated	Precaution dose	%
Alappuzha	744178	670427	90%	635883	85%	3294	1%
Ernakulam	1470864	1512298	103%	1239400	84%	19665	2%
Idukki	437537	419838	96%	335857	77%	718	0%
Kannur	947964	966247	102%	835493	88%	3025	0%
Kasaragod	556876	502047	90%	412133	74%	593	0%
Kollam	1054752	933535	89%	797772	76%	3237	0%
Kottayam	665544	656254	99%	571665	86%	4349	1%
Kozhikode	1313678	1223948	93%	975612	74%	4253	1%
Malappuram	1777378	1832461	103%	1398927	79%	2266	0%
Palakkad	1088327	1087309	100%	921502	85%	3181	0%
Pathanamthitta	460819	443689	96%	359102	78%	3783	1%
Thiruvananthapuram	1309099	1250017	95%	1070042	82%	11757	1%
Thrissur	1274465	1098960	86%	1032734	81%	9584	1%
Wayanad	361152	354804	98%	303125	84%	360	0%
<b>Grand Total</b>	<b>13462633</b>	<b>1,29,51,834</b>	<b>96%</b>	<b>1,08,89,247</b>	<b>81%</b>	<b>70065</b>	<b>1%</b>
*Among those who have taken first dose							

TABLE 7. Age-Appropriate Group (15-17 Years) Coverage as on 12/07/2022 midnight

15-17 years Coverage as on 13/07/2022 at 12 AM					
District	Target	1st Dose Coverage	Percentage	2nd Dose Coverage	Percentage fully vaccinated
Alappuzha	80832	80028	99%	66304	82%
Ernakulam	140530	120075	85%	91590	65%
Idukki	51339	38927	76%	30832	60%
Kannur	97722	102221	105%	75630	77%
Kasaragod	60496	52131	86%	34961	58%
Kollam	105234	99283	94%	73174	70%
Kottayam	85400	71817	84%	55018	64%
Kozhikode	143028	113788	80%	63929	45%
Malappuram	241212	190677	79%	91196	38%
Palakkad	132742	117193	88%	85256	64%
Pathanamthitta	48854	40692	83%	32655	67%
Thiruvananthapuram	145238	114006	78%	80360	55%
Thrissur	123540	125775	102%	99038	80%
Wayanad	29245	36839	126%	25459	87%
<b>Grand Total</b>	<b>15,34,000</b>	<b>13,03,452</b>	<b>85%</b>	<b>9,05,402</b>	<b>59%</b>

Table 8: Age appropriate group (12-14 years) Coverage as on 12/07/2022 midnight

12-14 years Coverage as on 13/07/2022 at 12 AM					
District	Target	1st Dose Coverage	Percentage	2nd Dose Coverage	Percentage fully vaccinated
Alappuzha	43284	50274	116%	35545	82%
Ernakulam	90244	72924	81%	38144	42%
Idukki	29672	23486	79%	13794	46%
Kannur	89079	52453	59%	30476	34%
Kasaragod	39968	27382	69%	10682	27%
Kollam	69984	54215	77%	29709	42%
Kottayam	55571	45084	81%	27006	49%
Kozhikode	103644	52718	51%	20303	20%
Malappuram	159652	98470	62%	18247	11%
Palakkad	75249	52565	70%	26622	35%
Pathanamthitta	33203	22940	69%	15415	46%
Thiruvananthapuram	93804	67764	72%	37647	40%
Thrissur	99789	72277	72%	48296	48%
Wayanad	27857	19158	69%	9676	35%
<b>Grand Total</b>	<b>10,11,000</b>	<b>7,11,710</b>	<b>70%</b>	<b>3,61,562</b>	<b>36%</b>

TABLE9.State Summary (18+) as on 12/07/2022 midnight

State Summary (18+) 13/07/2022 at 12 AM							
District	Target	First Dose	Percentage	Second Dose	Percentage*	Precaution Dose	Percentage
Alappuzha	1704179	1606761	94%	1517899	89%	178489	13%
Ernakulam	2954098	3113207	105%	2691511	91%	276966	11%
Idukki	869082	897989	103%	762868	88%	47687	7%
Kannur	1913861	2008588	105%	1807032	94%	151625	9%
Kasaragod	992363	972291	98%	830133	84%	47915	6%
Kollam	2093511	2071672	99%	1829821	87%	162987	10%
Kottayam	1562022	1561203	100%	1399018	90%	156320	12%
Kozhikode	2499523	2516656	101%	2139460	86%	144791	7%
Malappuram	2988358	3142627	105%	2557761	86%	117479	5%
Palakkad	2140261	2157292	101%	1902595	89%	158772	9%
Pathanamthitta	1036488	1092493	105%	939830	91%	143272	16%
Thiruvananthapuram	2675400	2711499	101%	2390912	89%	255636	12%
Thrissur	2545664	2445291	96%	2308388	91%	269653	13%
Wayanad	659698	691270	105%	611366	93%	40386	7%
<b>Grand Total</b>	<b>2,66,34,508</b>	<b>2,69,88,839</b>	<b>101%</b>	<b>2,36,88,594</b>	<b>89%</b>	<b>2151978</b>	<b>10%</b>

\*Revised target population(> 18 years) as per MOHFW is 2.67 crores

\*As per letter from Additional Secretary MOHFW- D O No 2317579/2021/Imm dated 15/09/2021

TABLE 10. Achievement for the day 12/07/2022 midnight

Daily achievement		12/07/2022		
District	First Dose	Second Dose	Precaution dose	Total Doses Administered
Alappuzha	12	60	262	334
Ernakulam	160	595	2266	3021
Idukki	31	118	279	428
Kannur	91	383	426	900
Kasaragod	18	56	41	115
Kollam	119	630	1262	2011
Kottayam	98	394	1535	2027
Kozhikode	428	205	189	822
Malappuram	281	276	221	778
Palakkad	98	398	576	1072
Pathanamthitta	35	212	881	1128
Thiruvananthapuram	123	514	2007	2644
Thrissur	130	741	2633	3504
Wayanad	6	14	52	72
<b>Grand Total</b>	<b>1630</b>	<b>4596</b>	<b>12630</b>	<b>18856</b>

\*\* Vaccine stock details couldn't be downloaded from e-VIN portal as the portal is down.

TABLE11.COVID Vaccination related sites

<a href="mailto:support@cowin.gov.in">support@cowin.gov.in</a> <a href="https://www.cowin.gov.in/home">https://www.cowin.gov.in/home</a> <a href="https://dashboard.kerala.gov.in/">https://dashboard.kerala.gov.in/</a> <a href="https://dhs.kerala.gov.in/https://aogyakeralam.gov.in/https://sha.kerala.gov.in/">https://dhs.kerala.gov.in/https://aogyakeralam.gov.in/https://sha.kerala.gov.in/</a>
---

TABLE10.COVID Vaccination related Helpline numbers

National/State/District	Line1	Line2	Line3
National Helpline	1075	+91 1123978046	0120 4473222
Disha	1056	04712552056	
StateCallCenter	04712309251	04712309252	04712309255
Thiruvananthapuram	9188610100	1077	
Kollam	04742797609	8589015556	
Pathanamthitta	04682222515	04682228220	
Alappuzha	04772239999		
Kottayam	04812565200	04812304800	04812581900
Idukki	18004255640	04862232220	04862233118
Ernakulam	9072303861		
Thrissur	9400066921	9400066922	9400066923
Palakkad	04912505264	04912505189	8943341439
Malappuram	04832733253	04832737858	04832733252
Kozhikode	7594001442		
Wayanad	04936202343	04936202375	9072510900
Kannur	04972700194		
Kasargod	9061076590	9061079244	9061078026