



കേരള സർക്കാർ

[www.health.kerala.gov.in](http://www.health.kerala.gov.in)

**COVID-19 OUTBREAK CONTROL AND PREVENTION STATE CELL  
HEALTH&FAMILY WELFARE DEPARTMENT**

[controlroomdhskerala@gmail.com](mailto:controlroomdhskerala@gmail.com)

[www.dhs.kerala.gov.in](http://www.dhs.kerala.gov.in)

**Kerala HEALTH-COVID-19 DAILY VACCINATION BULLETIN**

**Date: 13/07/2022**

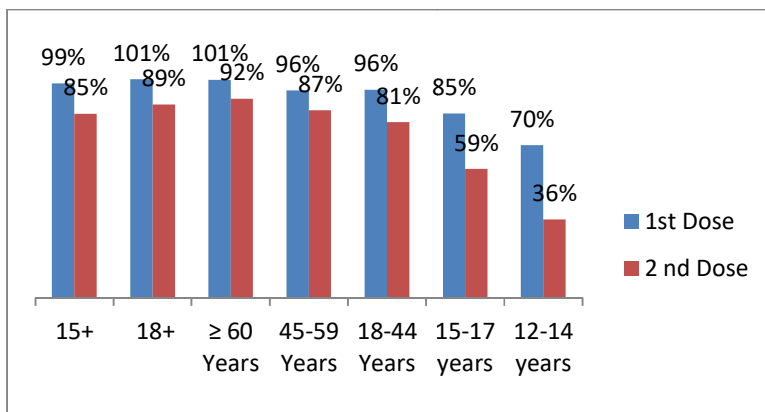
**OUR HEALTH OUR RESPONSIBILITY  
VACCINE ADVISORY**

- *People who are vaccinated with Covid Vaccine are reported to have reduced Covid related ICU admissions, serious disease and death.*
- *Early vaccination is useful to safeguard our life from this deadly disease.*
- *Vaccination sessions are planned as per the availability of vaccine. All are requested to cooperate.*
- *After receiving the first dose, second dose of Covishield vaccine is to be taken between 12–16weeks and second dose of Covaxin between 4-6 weeks.*
- *Covid vaccination is currently available to all above 12years. Children in 12-14 age group will get Corbevax and Children in 15-18 age group will get Covaxin.*
- *All person above 18 years will get precaution dose after 9 months or 39 weeks from the second dose. Health Staffs, Frontline workers and people above 60 years will get precaution dose free of cost from government CVC and others will get precaution dose from private CVC at the rate fixed by the Government . The Same vaccine administered as first and second dose is to be taken as precaution dose. People above 60 years with co-morbidities should take medical advice before receiving precaution dose.*
- *Vaccination is available free of cost in all Government covid vaccination centers, and at a nominal rate (as per the Gol order F.No.2079203/2021/Immunization) in selected private Hospitals.*
- **ENSURE ALL YOUR ELIGIBLE FAMILY MEMBERS ARE PROTECTED BY RECEIVING ANY OF THE AVAILABLE COVID VACCINE.**
- **“COVAXIN, COVISHIELD AND CORBEVAX ARE EQUALLY EFFECTIVE AND SAFE”**
- **“BE FULLY PROTECTED – GET THE SECOND DOSE AND PRECAUTION DOSE AT YOUR SCHEDULED TIME”**

### ANALYSIS


COVID-19 mass vaccinations are showing signs of preventing illness and steep decline in cases and hospital admissions in countries which done vaccination. Kerala started its vaccination for health care workers from January 16, 2021. The COVID-19 Vaccines Operational Guidelines issued by the Ministry of Health and Family Welfare, Govt. of India, 28th December 2020 and all subsequent Guidelines issued by Ministry of Health and Family Welfare, Govt of India are followed at the sites and all vaccination lanes

### Summary of COVID Vaccine Administered as on 13/07/2022 midnight



- 99%** of eligible population vaccinated with a single dose till July 13
- 85%** of eligible population vaccinated with double dose till July 13
- State has vaccinated about **85%** of children aged 15 - 17 years with a single dose

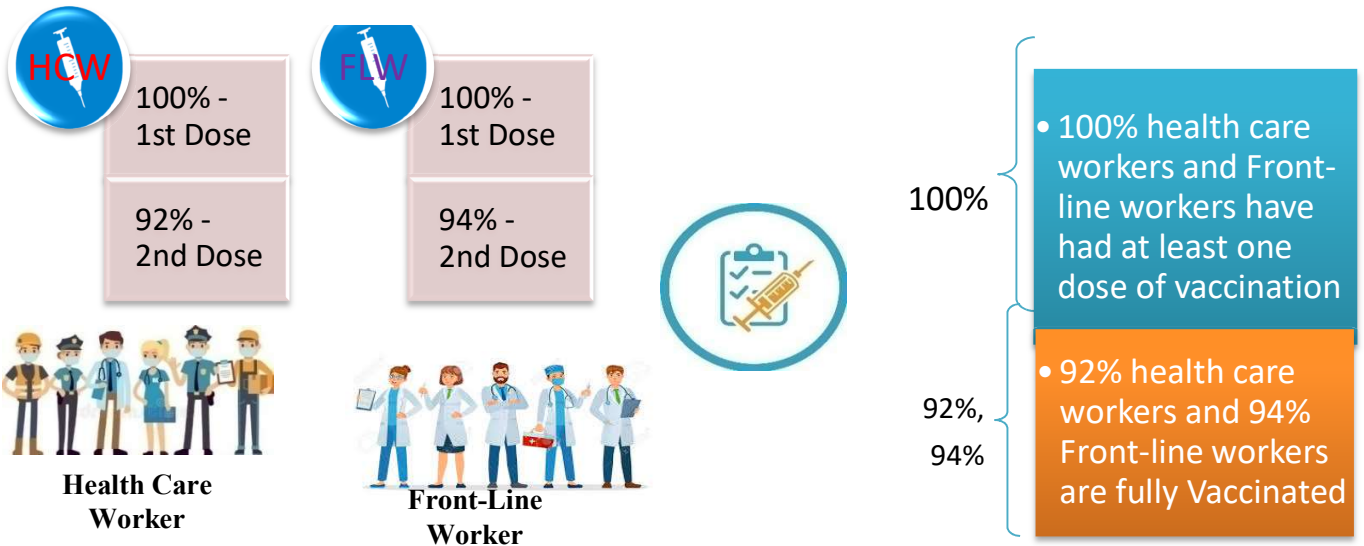
### Time Line of Vaccination Coverage



Kerala began administration of COVID 19 Vaccines on 16<sup>th</sup> January, 2021. As of 13<sup>th</sup> July 2022, Kerala has administered over 55 million doses overall, including first and second doses of vaccines.

**Over 99 per cent of the eligible population (15 + years) in Kerala has been administered the first dose of the Covid-19 vaccine. The state has achieved the target within 510 days since the beginning of the vaccination drive on January 16, 2021**

# Health Care Workers & Front-line Workers Vaccinated



## Are You Vaccinated? You Still Need to Practice: SMS

- Even after vaccination, follow COVID appropriate behavior
- Practice Social Distancing and greet without physical contact
- Always wear clean face mask
- Wash your hands thoroughly and frequently or use hand sanitizer
- Follow the current COVID 19 guidelines to prevent further spread
- Stay Safe. Stay Strong. Get Vaccinated



Even After Getting Vaccinated Keep Taking Precautions to Protect Your Self

			
<b>GET VACCINATED</b>	<b>WASH YOUR HANDS</b>	<b>WEAR A MASK</b>	<b>KEEP YOUR DISTANCE</b>

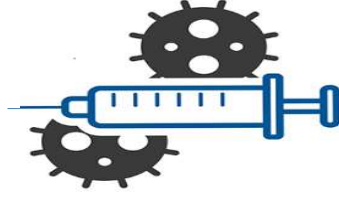
# The Race Towards Full Vaccination - Weekly Trend

## 2<sup>nd</sup> – 8<sup>th</sup> July 2022

Kerala Administered over

# 0.99 Lakh

COVID Vaccine Doses during 2<sup>nd</sup> to 8<sup>th</sup> July, 2022



From 2<sup>nd</sup> to 8<sup>th</sup> July 2022 on average

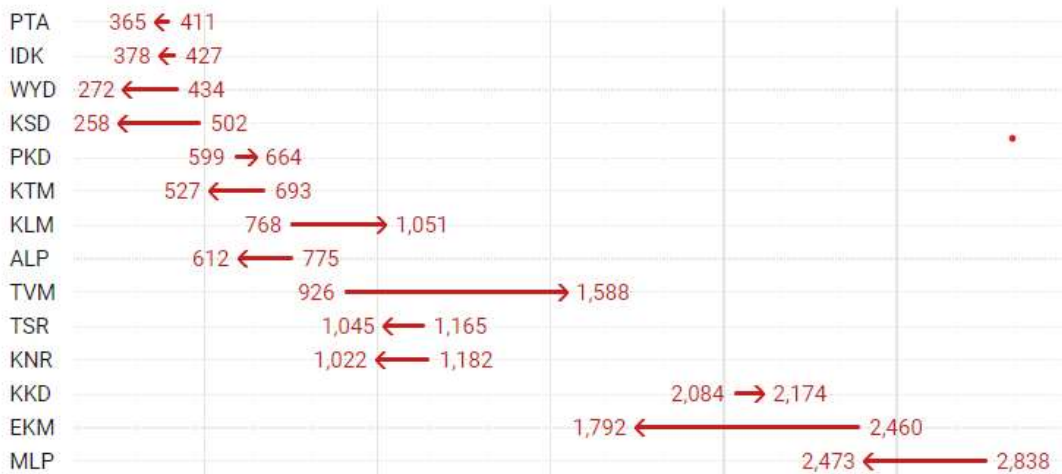
# 0.14 lakh

doses were administered daily.

Average Doses Administered Per day per week (in 1000)



Trend in average per day vaccination (in 1000) for the last two weeks



# Race Against Time – Vaccination Quarterly Status

(Q1:16<sup>th</sup> Jan-Mar, Q2: Apr-June, Q3: July-Sep, Q4: Oct - Dec)

## Daily Average Doses Administered per Quarter

In the first Quarter, only 42201 first doses and 5324 second doses were administered daily on average. During the second, third and fourth quarters, the daily vaccination of the first and second doses increased significantly.



## Vaccination Achievement per Quarter

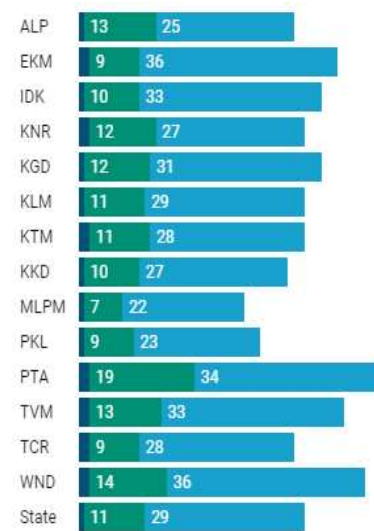
In the third quarter of the immunization drive, 52% of the eligible population (18 + age) in Kerala were given the first dose and 29% the second dose.

■ Q1 ■ Q2 ■ Q3

### First Dose

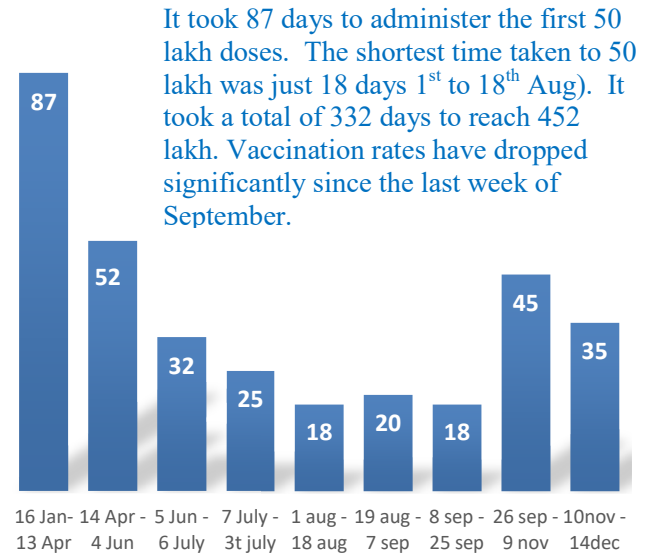


### Second Dose



## Dose Progression

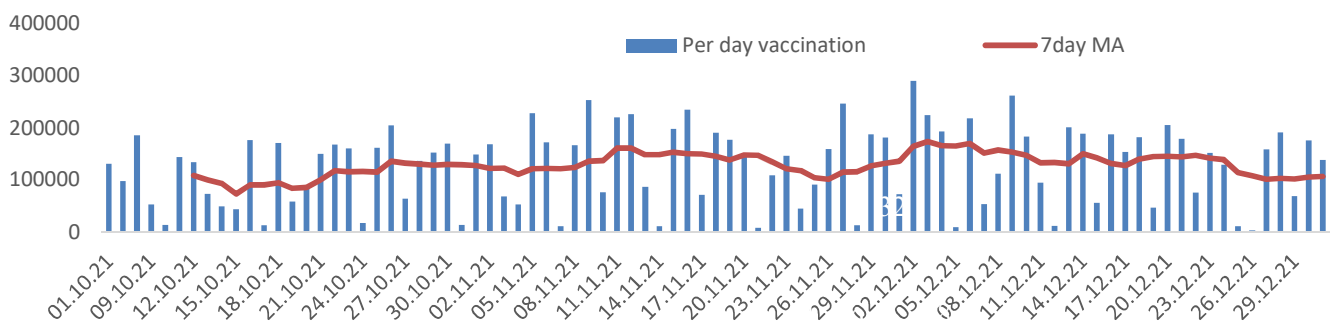
The chart shows the days taken for total COVID-19 Vaccination doses (both first and second) in Kerala to cross every 50 lakh dose mark



It took 87 days to administer the first 50 lakh doses. The shortest time taken to 50 lakh was just 18 days 1<sup>st</sup> to 18<sup>th</sup> Aug). It took a total of 332 days to reach 452 lakh. Vaccination rates have dropped significantly since the last week of September.

## Vaccine Administered per Day and 7 days Moving Average in Last Quarter (Oct -Dec)

The seven-day moving average of daily doses in the last quarter showed a peak on December 2<sup>nd</sup> and continued to fluctuate thereafter



## Important Message to the Public

- a. *Infection or infection rate is only a part and disease manifestation of disease is to be monitored*
- b. *Fatality among vaccinated people is very less. Disease severity among vaccinated people is less.*
- c. *People with comorbidity should be careful. Once detected covid positive they should get admitted and do not stay at home.*
- d. *Death in covid positive cases are among unvaccinated people, especially having comorbidities like Diabetes and Hypertension*
- e. *Late arrival to hospitals is one of the reason for Death among people with comorbidities*
- f. *Vaccinated people, only if symptomatic are advised to consult Doctor.*
- g. *Non Vaccinated people, if symptomatic, may do RTPCR test*
- h. *Antigen testing is only for emergency purpose*
- i. *Non vaccinated people with co-morbidities to do testing by RTPCR and consult doctor*
- j. *Repeat RTPCR is not needed among the people who are detected COVID positive in the previous 2 months*
- k. *All young person detected positive and at home isolation should do glucose test*

TABLE1.Total Vaccination done in the State as on 13/07/2022 midnight

State Summary (15+ years)-Total doses administered till 14/07/2022 at 12 AM								
District	Target	First Dose	Percent age	Second Dose	Percentage*	Precaution Dose	Percentage	Total doses administered
Alappuzha	1829568	1737073	95%	1619779	89%	178727	13%	35,35,579
Ernakulam	3217878	3306221	104%	2821286	89%	277746	11%	64,05,253
Idukki	950762	960406	101%	807526	85%	47736	7%	18,15,668
Kannur	2100307	2163273	103%	1913165	91%	151763	9%	42,28,201
Kasaragod	1092141	1051918	96%	875892	80%	47952	6%	19,75,762
Kollam	2268371	2225173	98%	1932711	85%	163093	10%	43,20,977
Kottayam	1704500	1678104	99%	1481046	87%	156429	12%	33,15,579
Kozhikode	2746273	2683176	98%	2223733	81%	144878	7%	50,51,787
Malappuram	3386535	3432149	101%	2667402	79%	117697	5%	62,17,248
Palakkad	2349082	2327062	99%	2014530	86%	159141	9%	45,00,733
Pathanamthitta	1118564	1156203	103%	987908	88%	143424	16%	22,87,535
Thiruvananthapuram	2914006	2893277	99%	2508947	86%	256021	11%	56,58,245
Thrissur	2767777	2643350	95%	2455732	89%	269962	13%	53,69,044
Wayanad	716933	747279	104%	646508	90%	40412	7%	14,34,199
<b>Grand Total</b>	<b>29,162,697</b>	<b>2,90,04,664</b>	<b>99%</b>	<b>2,49,56,165</b>	<b>85%</b>	<b>21,54,981</b>	<b>10%</b>	<b>5,61,15,810</b>

TABLE2.Covid-19 Vaccination Center Functional in the State as on 13/07/2022 midnight(14/07/2022 12AM)

DISTRICTS	12+	15+	18+	Total
Alappuzha	1	1	4	6
Ernakulam	0	3	32	35
Idukki	1	1	4	6
Kannur	1	2	13	16
Kasaragod	1	0	16	17
Kollam	1	0	8	9
Kottayam	0	0	7	7
Kozhikode	0	0	9	9
Malappuram	4	5	9	18
Palakkad	2	0	12	14
Pathanamthitta	0	0	7	7
Thiruvananthapuram	0	2	11	13
Thrissur	3	1	27	31
Wayanad	0	0	37	37
<b>GrandTotal</b>	<b>14</b>	<b>15</b>	<b>196</b>	<b>225</b>

TABLE3. Health Care Workers Coverage as on 13/07/2022 midnight

<i>DISTRICT</i>	<i>1st DOSE</i>	<i>2nd Dose</i>	<i>% fully vaccinated</i>	<i>Precaution dose</i>	<i>Precaution dose (%) *</i>
<b>Alappuzha</b>	29022	27242	94%	14382	53%
<b>Ernakulam</b>	85572	75856	89%	33417	44%
<b>Idukki</b>	13556	13014	96%	6282	49%
<b>Kannur</b>	40390	37555	93%	19200	52%
<b>Kasaragod</b>	11611	10823	93%	5006	47%
<b>Kollam</b>	36040	33833	94%	16026	48%
<b>Kottayam</b>	38706	36328	94%	17933	50%
<b>Kozhikode</b>	52735	47967	91%	18979	40%
<b>Malappuram</b>	44834	42015	94%	18783	45%
<b>Palakkad</b>	34676	32024	92%	16315	51%
<b>Pathanamthitta</b>	29337	25101	86%	12617	51%
<b>Thiruvananthapuram</b>	73434	66429	90%	28827	44%
<b>Thrissur</b>	51910	49217	95%	27895	57%
<b>Wayanad</b>	13979	13297	95%	6662	50%
<b>Grand Total</b>	<b>555802</b>	<b>510701</b>	<b>92%</b>	<b>242324</b>	<b>48%</b>

1st Dose coverage for HCW is 100%

\*Proportion of beneficiaries who are eligible ( completed 9 months after 2nd dose )

TABLE4. Frontline workers Coverage as on 13/07/2022 midnight

<i>DISTRICT</i>	<i>1st dose</i>	<i>2nd Dose</i>	<i>% fully vaccinated</i>	<i>Precaution dose</i>	<i>Precaution dose(%) *</i>
<b>Alappuzha</b>	39131	36763	94%	13961	38%
<b>Ernakulam</b>	54936	50367	92%	19497	39%
<b>Idukki</b>	22995	21349	93%	5964	28%
<b>Kannur</b>	41386	39979	97%	13535	34%
<b>Kasaragod</b>	24615	22491	91%	6461	29%
<b>Kollam</b>	42235	38862	92%	11213	29%
<b>Kottayam</b>	32141	30615	95%	11829	39%
<b>Kozhikode</b>	55273	52573	95%	10039	19%
<b>Malappuram</b>	53921	51297	95%	14634	29%
<b>Palakkad</b>	48097	45555	95%	17656	39%
<b>Pathanamthitta</b>	25251	22542	89%	7673	34%
<b>Thiruvananthapuram</b>	73010	67658	93%	24988	37%
<b>Thrissur</b>	41910	40747	97%	19518	48%
<b>Wayanad</b>	17021	16097	95%	4230	26%
<b>Grand Total</b>	<b>571922</b>	<b>536895</b>	<b>94%</b>	<b>181198</b>	<b>34%</b>

1st Dose coverage for FLW is 100%

\*Proportion of beneficiaries who are eligible ( completed 9 months after 2nd dose )



TABLE5.Age-Appropriate Group (45-59 Years) Coverage as on 13/07/2022 midnight

Table 5: Age appropriate group (45-59 years) coverage							
45-59 years Coverage as on		14/07/2022		at 12 AM			
District	Target	1st Dose Coverage	Percentage	2nd Dose Coverage	Percentage fully vaccinated	Precaution dose	%
Alappuzha	535436	439017	82%	416720	78%	4094	1%
Ernakulam	809349	783883	97%	704074	87%	18114	3%
Idukki	237564	246996	104%	219385	92%	793	0%
Kannur	527295	515997	98%	480950	91%	3673	1%
Kasaragod	253027	252294	100%	224252	89%	526	0%
Kollam	541201	560222	104%	503505	93%	4185	1%
Kottayam	478470	414265	87%	375528	78%	5635	2%
Kozhikode	658949	655346	99%	582715	88%	4571	1%
Malappuram	733338	723199	99%	630329	86%	2503	0%
Palakkad	614226	547329	89%	500938	82%	4699	1%
Pathanamthitta	264372	281887	107%	252045	95%	4192	2%
Thiruvananthapuram	735836	681840	93%	614583	84%	11425	2%
Thrissur	689418	664182	96%	626742	91%	14586	2%
Wayanad	170537	177144	104%	164336	96%	449	0%
<b>Grand Total</b>	<b>7249018</b>	<b>69,43,601</b>	<b>96%</b>	<b>62,96,102</b>	<b>87%</b>	<b>79445</b>	<b>1%</b>

TABLE6.Age-Appropriate Group (≥60 Years) Coverage as on 13/07/2022midnight

Table 6: Age appropriate group (≥ 60 years) coverage							
≥ 60 years Coverage as on		14/07/2022		at 12 AM			
District	Target	1st Dose Coverage	Percentage	2nd Dose Coverage	Percentage fully vaccinated	Precaution dose	%
Alappuzha	424565	429166	101%	401298	95%	142936	37%
Ernakulam	673885	676521	100%	621826	92%	186508	31%
Idukki	193981	194605	100%	173267	89%	33961	20%
Kannur	438602	444569	101%	413062	94%	112273	28%
Kasaragod	182460	181725	100%	160434	88%	35359	22%
Kollam	497558	499640	100%	455850	92%	128363	29%
Kottayam	418008	419837	100%	384883	92%	116626	31%
Kozhikode	526896	529358	100%	480602	91%	106983	23%
Malappuram	477642	488216	102%	435207	91%	79449	19%
Palakkad	437708	439881	100%	402585	92%	117056	30%
Pathanamthitta	311297	312374	100%	281045	90%	115097	42%
Thiruvananthapuram	630465	633200	100%	572207	91%	178899	32%
Thrissur	581781	588331	101%	558949	96%	198231	37%
Wayanad	128009	128322	100%	114512	89%	28708	25%
<b>Grand Total</b>	<b>5922857</b>	<b>59,65,745</b>	<b>101%</b>	<b>54,55,727</b>	<b>92%</b>	<b>15,80,449</b>	<b>30%</b>

TABLE 6. Age-Appropriate Group (18-44 Years) Coverage as on 13/07/2022 midnight

18-44 years Coverage as on 14/07/2022 at 12 AM							
District	Target	First Dose					
		1st Dose Coverage	Percentage	2nd Dose Coverage	Percentage fully vaccinated	Precaution dose	%
Alappuzha	744178	670432	90%	635893	85%	3354	1%
Ernakulam	1470864	1512309	103%	1239427	84%	20210	2%
Idukki	437537	419839	96%	335864	77%	736	0%
Kannur	947964	966252	102%	835501	88%	3082	0%
Kasaragod	556876	502053	90%	412145	74%	600	0%
Kollam	1054752	933537	89%	797778	76%	3306	0%
Kottayam	665544	656254	99%	571668	86%	4406	1%
Kozhikode	1313678	1223957	93%	975644	74%	4306	1%
Malappuram	1777378	1832483	103%	1399006	79%	2328	0%
Palakkad	1088327	1087315	100%	921541	85%	3415	0%
Pathanamthitta	460819	443708	96%	359105	78%	3845	1%
Thiruvananthapuram	1309099	1250023	95%	1070056	82%	11882	1%
Thrissur	1274465	1098965	86%	1032743	81%	9732	1%
Wayanad	361152	354806	98%	303128	84%	363	0%
<b>Grand Total</b>	<b>13462633</b>	<b>1,29,51,933</b>	<b>96%</b>	<b>1,08,89,499</b>	<b>81%</b>	<b>71565</b>	<b>1%</b>
*Among those who have taken first dose							

TABLE 7. Age-Appropriate Group (15-17 Years) Coverage as on 13/07/2022 midnight

15-17 years Coverage as on 14/07/2022 at 12 AM					
District	Target	1st Dose Coverage	Percentage	2nd Dose Coverage	Percentage fully vaccinated
Alappuzha	80832	80031	99%	66318	82%
Ernakulam	140530	120076	85%	91592	65%
Idukki	51339	38927	76%	30839	60%
Kannur	97722	102221	105%	75630	77%
Kasaragod	60496	52158	86%	34988	58%
Kollam	105234	99284	94%	73174	70%
Kottayam	85400	71817	84%	55018	64%
Kozhikode	143028	113788	80%	63929	45%
Malappuram	241212	190773	79%	91248	38%
Palakkad	132742	117193	88%	85257	64%
Pathanamthitta	48854	40706	83%	32655	67%
Thiruvananthapuram	145238	114006	78%	80367	55%
Thrissur	123540	125775	102%	99038	80%
Wayanad	29245	36839	126%	25459	87%
<b>Grand Total</b>	<b>15,34,000</b>	<b>13,03,594</b>	<b>85%</b>	<b>9,05,512</b>	<b>59%</b>

Table 8: Age appropriate group (12-14 years) Coverage as on 13/07/2022 midnight

12-14 years Coverage as on 14/07/2022 at 12 AM					
District	Target	1st Dose Coverage	Percentage	2nd Dose Coverage	Percentage fully vaccinated
Alappuzha	43284	50274	116%	35545	82%
Ernakulam	90244	72924	81%	38144	42%
Idukki	29672	23488	79%	13808	47%
Kannur	89079	52458	59%	30488	34%
Kasaragod	39968	27462	69%	10759	27%
Kollam	69984	54215	77%	29709	42%
Kottayam	55571	45084	81%	27006	49%
Kozhikode	103644	52719	51%	20303	20%
Malappuram	159652	98723	62%	18300	11%
Palakkad	75249	52571	70%	26630	35%
Pathanamthitta	33203	22940	69%	15415	46%
Thiruvananthapuram	93804	67764	72%	37647	40%
Thrissur	99789	72277	72%	48296	48%
Wayanad	27857	19168	69%	9679	35%
<b>Grand Total</b>	<b>10,11,000</b>	<b>7,12,067</b>	<b>70%</b>	<b>3,61,729</b>	<b>36%</b>

TABLE9.State Summary (18+) as on 13/07/2022 midnight

State Summary (18+) 14/07/2022 at 12 AM							
District	Target	First Dose	Percentage	Second Dose	Percentage*	Precaution Dose	Percentage
Alappuzha	1704179	1606768	94%	1517916	89%	178727	13%
Ernakulam	2954098	3113221	105%	2691550	91%	277746	11%
Idukki	869082	897991	103%	762879	88%	47736	7%
Kannur	1913861	2008594	105%	1807047	94%	151763	9%
Kasaragod	992363	972298	98%	830145	84%	47952	6%
Kollam	2093511	2071674	99%	1829828	87%	163093	10%
Kottayam	1562022	1561203	100%	1399022	90%	156429	12%
Kozhikode	2499523	2516669	101%	2139501	86%	144878	7%
Malappuram	2988358	3142653	105%	2557854	86%	117697	5%
Palakkad	2140261	2157298	101%	1902643	89%	159141	9%
Pathanamthitta	1036488	1092557	105%	939838	91%	143424	16%
Thiruvananthapuram	2675400	2711507	101%	2390933	89%	256021	11%
Thrissur	2545664	2445298	96%	2308398	91%	269962	13%
Wayanad	659698	691272	105%	611370	93%	40412	7%
<b>Grand Total</b>	<b>2,66,34,508</b>	<b>2,69,89,003</b>	<b>101%</b>	<b>2,36,88,924</b>	<b>89%</b>	<b>2154981</b>	<b>10%</b>

\*Revised target population(> 18 years) as per MOHFW is 2.67 crores

\*As per letter from Additional Secretary MOHFW- D O No 2317579/2021/Imm dated 15/09/2021

TABLE 10. Achievement for the day 13/07/2022 midnight

Daily achievement		13/07/2022		
District	First Dose	Second Dose	Precaution dose	Total Doses Administered
Alappuzha	10	30	237	277
Ernakulam	15	37	767	819
Idukki	4	32	49	85
Kannur	11	27	138	176
Kasaragod	114	117	36	267
Kollam	3	7	106	116
Kottayam	0	4	107	111
Kozhikode	14	41	87	142
Malappuram	375	195	217	787
Palakkad	12	55	366	433
Pathanamthitta	78	8	152	238
Thiruvananthapuram	8	28	376	412
Thrissur	6	8	300	314
Wayanad	12	7	25	44
<b>Grand Total</b>	<b>662</b>	<b>596</b>	<b>2963</b>	<b>4221</b>

\*\* Vaccine stock details couldn't be downloaded from e-VIN portal as the portal is down.

TABLE11.COVID Vaccination related sites

<a href="mailto:support@cowin.gov.in">support@cowin.gov.in</a> <a href="https://www.cowin.gov.in/home">https://www.cowin.gov.in/home</a> <a href="https://dashboard.kerala.gov.in/">https://dashboard.kerala.gov.in/</a> <a href="https://dhs.kerala.gov.in/https://aogyakeralam.gov.in/https://sha.kerala.gov.in/">https://dhs.kerala.gov.in/https://aogyakeralam.gov.in/https://sha.kerala.gov.in/</a>
---

TABLE10.COVID Vaccination related Helpline numbers

National/State/District	Line1	Line2	Line3
National Helpline	1075	+91 1123978046	0120 4473222
Disha	1056	04712552056	
StateCallCenter	04712309251	04712309252	04712309255
Thiruvananthapuram	9188610100	1077	
Kollam	04742797609	8589015556	
Pathanamthitta	04682222515	04682228220	
Alappuzha	04772239999		
Kottayam	04812565200	04812304800	04812581900
Idukki	18004255640	04862232220	04862233118
Ernakulam	9072303861		
Thrissur	9400066921	9400066922	9400066923
Palakkad	04912505264	04912505189	8943341439
Malappuram	04832733253	04832737858	04832733252
Kozhikode	7594001442		
Wayanad	04936202343	04936202375	9072510900
Kannur	04972700194		
Kasargod	9061076590	9061079244	9061078026