



കേരള സർക്കാർ

www.health.kerala.gov.in

**COVID-19 OUTBREAK CONTROL AND PREVENTION STATE CELL
HEALTH&FAMILY WELFARE DEPARTMENT**

controlroomdhskerala@gmail.com

www.dhs.kerala.gov.in

Kerala HEALTH-COVID-19 DAILY VACCINATION BULLETIN

Date: 14/07/2022

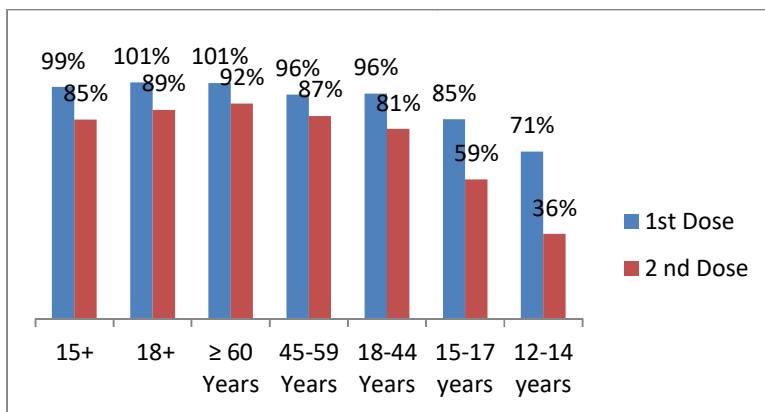
**OUR HEALTH OUR RESPONSIBILITY
VACCINE ADVISORY**

- *People who are vaccinated with Covid Vaccine are reported to have reduced Covid related ICU admissions, serious disease and death.*
- *Early vaccination is useful to safeguard our life from this deadly disease.*
- *Vaccination sessions are planned as per the availability of vaccine. All are requested to cooperate.*
- *After receiving the first dose, second dose of Covishield vaccine is to be taken between 12–16weeks and second dose of Covaxin between 4-6 weeks.*
- *Covid vaccination is currently available to all above 12years. Children in 12-14 age group will get Corbevax and Children in 15-18 age group will get Covaxin.*
- *All person above 18 years will get precaution dose after 9 months or 39 weeks from the second dose. Health Staffs, Frontline workers and people above 60 years will get precaution dose free of cost from government CVC and others will get precaution dose from private CVC at the rate fixed by the Government . The Same vaccine administered as first and second dose is to be taken as precaution dose. People above 60 years with co-morbidities should take medical advice before receiving precaution dose.*
- *Vaccination is available free of cost in all Government covid vaccination centers, and at a nominal rate (as per the Gol order F.No.2079203/2021/Immunization) in selected private Hospitals.*
- **ENSURE ALL YOUR ELIGIBLE FAMILY MEMBERS ARE PROTECTED BY RECEIVING ANY OF THE AVAILABLE COVID VACCINE.**
- **“COVAXIN, COVISHIELD AND CORBEVAX ARE EQUALLY EFFECTIVE AND SAFE”**
- **“BE FULLY PROTECTED – GET THE SECOND DOSE AND PRECAUTION DOSE AT YOUR SCHEDULED TIME”**

ANALYSIS

COVID-19 mass vaccinations are showing signs of preventing illness and steep decline in cases and hospital admissions in countries which done vaccination. Kerala started its vaccination for health care workers from January 16, 2021. The COVID-19 Vaccines Operational Guidelines issued by the Ministry of Health and Family Welfare, Govt. of India, 28th December 2020 and all subsequent Guidelines issued by Ministry of Health and Family Welfare, Govt of India are followed at the sites and all vaccination lanes

Summary of COVID Vaccine Administered as on 14/07/2022 midnight

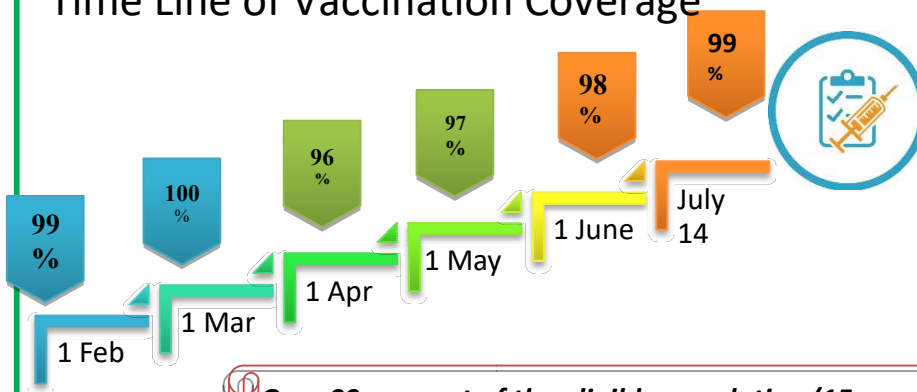


99% of eligible population vaccinated with a single dose till July 14

85% of eligible population vaccinated with double dose till July 14

State has vaccinated about **85%** of children aged 15 - 17 years with a single dose

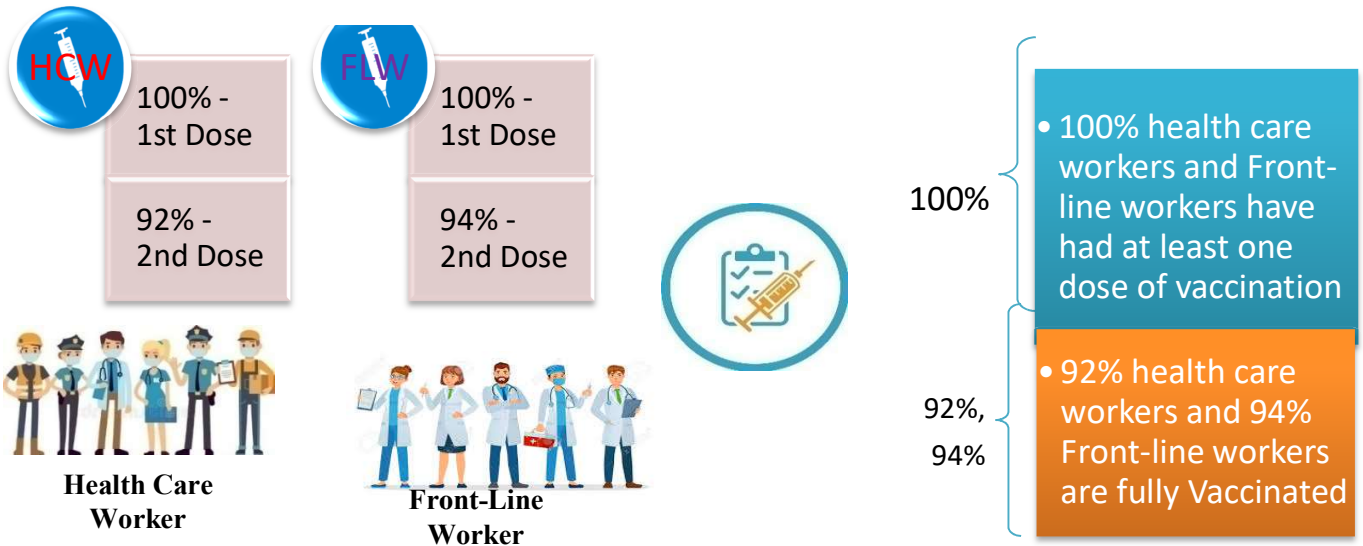
Time Line of Vaccination Coverage



Kerala began administration of COVID 19 Vaccines on 16th January, 2021. As of 14th July 2022, Kerala has administered over 55 million doses overall, including first and second doses of vaccines.

Over 99 per cent of the eligible population (15 + years) in Kerala has been administered the first dose of the Covid-19 vaccine. The state has achieved the target within 510 days since the beginning of the vaccination drive on January 16, 2021

Health Care Workers & Front-line Workers Vaccinated



Are You Vaccinated? You Still Need to Practice: SMS

- Even after vaccination, follow COVID appropriate behavior
- Practice Social Distancing and greet without physical contact
- Always wear clean face mask
- Wash your hands thoroughly and frequently or use hand sanitizer
- Follow the current COVID 19 guidelines to prevent further spread
- Stay Safe. Stay Strong. Get Vaccinated



Even After Getting Vaccinated Keep Taking Precautions to Protect Your Self



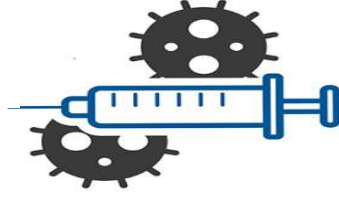
The Race Towards Full Vaccination - Weekly Trend

2nd – 8th July 2022

Kerala Administered over

0.99 Lakh

COVID Vaccine Doses during 2nd to 8th July, 2022



From 2nd to 8th July 2022 on average

0.14 lakh doses were administered daily.

Average Doses Administered Per day per week (in 1000)



Trend in average per day vaccination (in 1000) for the last two weeks



Race Against Time – Vaccination Quarterly Status

(Q1:16th Jan-Mar, Q2: Apr-June, Q3: July-Sep, Q4: Oct - Dec)

Daily Average Doses Administered per Quarter

In the first Quarter, only 42201 first doses and 5324 second doses were administered daily on average. During the second, third and fourth quarters, the daily vaccination of the first and second doses increased significantly.



Vaccination Achievement per Quarter

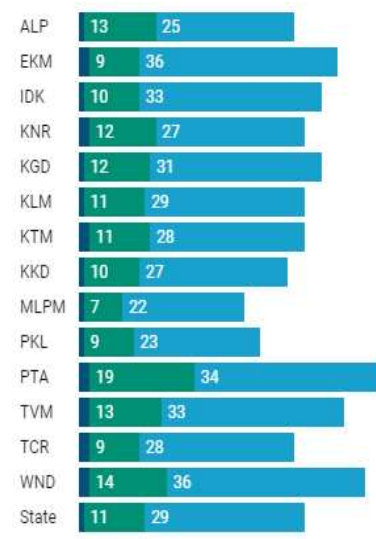
In the third quarter of the immunization drive, 52% of the eligible population (18 + age) in Kerala were given the first dose and 29% the second dose.

■ Q1 ■ Q2 ■ Q3

First Dose

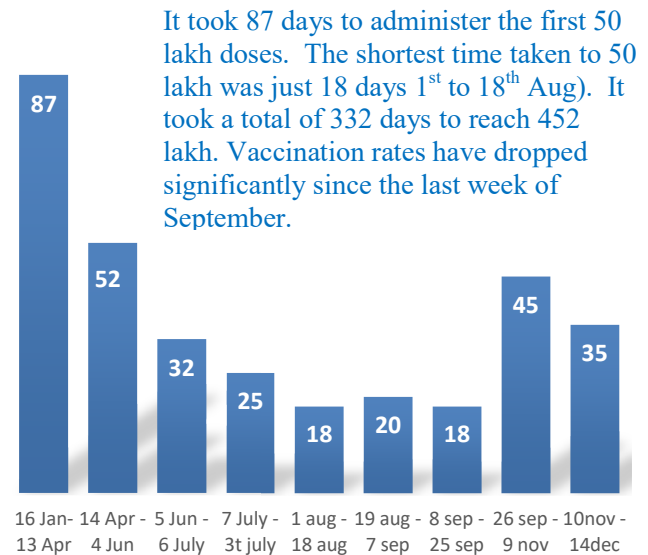


Second Dose



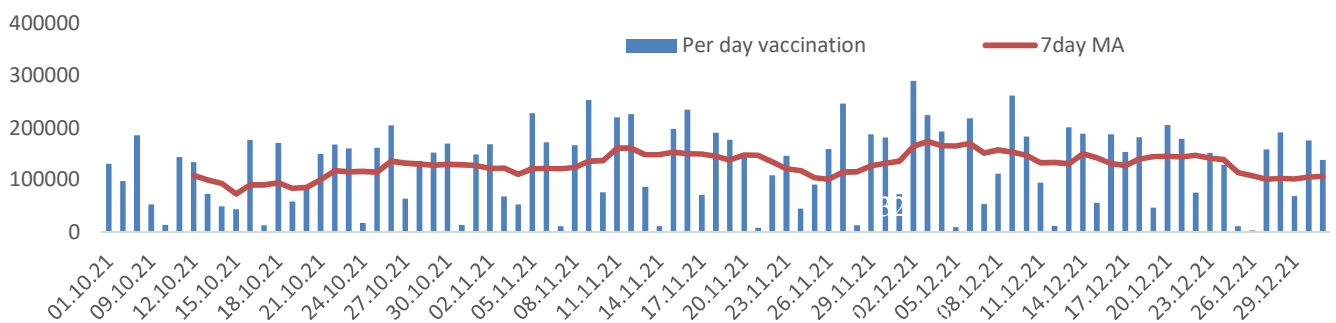
Dose Progression

The chart shows the days taken for total COVID-19 Vaccination doses (both first and second) in Kerala to cross every 50 lakh dose mark



Vaccine Administered per Day and 7 days Moving Average in Last Quarter (Oct -Dec)

The seven-day moving average of daily doses in the last quarter showed a peak on December 2nd and continued to fluctuate thereafter



Important Message to the Public

- a. *Infection or infection rate is only a part and disease manifestation of disease is to be monitored*
- b. *Fatality among vaccinated people is very less. Disease severity among vaccinated people is less.*
- c. *People with comorbidity should be careful. Once detected covid positive they should get admitted and do not stay at home.*
- d. *Death in covid positive cases are among unvaccinated people, especially having comorbidities like Diabetes and Hypertension*
- e. *Late arrival to hospitals is one of the reason for Death among people with comorbidities*
- f. *Vaccinated people, only if symptomatic are advised to consult Doctor.*
- g. *Non Vaccinated people, if symptomatic, may do RTPCR test*
- h. *Antigen testing is only for emergency purpose*
- i. *Non vaccinated people with co-morbidities to do testing by RTPCR and consult doctor*
- j. *Repeat RTPCR is not needed among the people who are detected COVID positive in the previous 2 months*
- k. *All young person detected positive and at home isolation should do glucose test*

TABLE1.Total Vaccination done in the State as on 14/07/2022 midnight

State Summary (15+ years)-Total doses administered till 15/07/2022 at 12 AM								
District	Target	First Dose	Percent age	Second Dose	Percentage*	Precaution Dose	Percentage	Total doses administered
Alappuzha	1829568	1737106	95%	1619979	89%	179849	13%	35,36,934
Ernakulam	3217878	3306386	104%	2822005	89%	280705	11%	64,09,096
Idukki	950762	960431	101%	807623	85%	47956	7%	18,16,010
Kannur	2100307	2163500	103%	1913407	91%	152206	9%	42,29,113
Kasaragod	1092141	1052589	96%	876803	80%	48067	6%	19,77,459
Kollam	2268371	2225279	98%	1933243	85%	163424	10%	43,21,946
Kottayam	1704500	1678113	99%	1481075	87%	156607	12%	33,15,795
Kozhikode	2746273	2683949	98%	2224162	81%	144979	7%	50,53,090
Malappuram	3386535	3432445	101%	2667818	79%	118107	5%	62,18,370
Palakkad	2349082	2327080	99%	2014601	86%	159443	9%	45,01,124
Pathanamthitta	1118564	1156242	103%	988102	88%	143733	16%	22,88,077
Thiruvananthapuram	2914006	2893367	99%	2509449	86%	256443	11%	56,59,259
Thrissur	2767777	2643372	95%	2455824	89%	270258	13%	53,69,454
Wayanad	716933	747324	104%	646596	90%	40511	7%	14,34,431
Grand Total	29,162,697	2,90,07,183	99%	2,49,60,687	85%	21,62,288	10%	5,61,30,158

TABLE2.Covid-19 Vaccination Center Functional in the State as on 14/07/2022 midnight(15/07/2022 12AM)

DISTRICTS	12+	15+	18+	Total
Alappuzha	1	0	5	6
Ernakulam	7	13	91	111
Idukki	2	4	17	23
Kannur	4	5	32	41
Kasaragod	16	5	51	72
Kollam	5	14	13	32
Kottayam	1	1	7	9
Kozhikode	12	9	19	40
Malappuram	6	13	22	41
Palakkad	3	1	29	33
Pathanamthitta	0	27	19	46
Thiruvananthapuram	0	48	12	60
Thrissur	5	2	24	31
Wayanad	0	0	37	37
GrandTotal	62	142	378	582

TABLE3. Health Care Workers Coverage as on 14/07/2022 midnight

<i>DISTRICT</i>	<i>1st DOSE</i>	<i>2nd Dose</i>	<i>% fully vaccinated</i>	<i>Precaution dose</i>	<i>Precaution dose (%) *</i>
Alappuzha	29022	27242	94%	14414	53%
Ernakulam	85572	75858	89%	33487	45%
Idukki	13556	13015	96%	6295	49%
Kannur	40390	37557	93%	19227	52%
Kasaragod	11611	10824	93%	5014	47%
Kollam	36040	33834	94%	16040	48%
Kottayam	38706	36328	94%	17942	50%
Kozhikode	52735	47968	91%	18991	40%
Malappuram	44834	42015	94%	18846	45%
Palakkad	34677	32024	92%	16337	51%
Pathanamthitta	29337	25101	86%	12636	51%
Thiruvananthapuram	73434	66429	90%	28944	44%
Thrissur	51910	49217	95%	27897	57%
Wayanad	13979	13297	95%	6668	50%
Grand Total	555803	510709	92%	242738	48%

1st Dose coverage for HCW is 100%

*Proportion of beneficiaries who are eligible (completed 9 months after 2nd dose)

TABLE4. Frontline workers Coverage as on 14/07/2022 midnight

<i>DISTRICT</i>	<i>1st dose</i>	<i>2nd Dose</i>	<i>% fully vaccinated</i>	<i>Precaution dose</i>	<i>Precaution dose(%) *</i>
Alappuzha	39131	36763	94%	13992	38%
Ernakulam	54936	50369	92%	19536	39%
Idukki	22995	21350	93%	5976	28%
Kannur	41386	39979	97%	13582	34%
Kasaragod	24615	22491	91%	6466	29%
Kollam	42235	38865	92%	11225	29%
Kottayam	32141	30615	95%	11838	39%
Kozhikode	55273	52573	95%	10040	19%
Malappuram	53920	51298	95%	14654	29%
Palakkad	48097	45555	95%	17676	39%
Pathanamthitta	25251	22542	89%	7693	34%
Thiruvananthapuram	73010	67659	93%	25047	37%
Thrissur	41910	40747	97%	19536	48%
Wayanad	17021	16097	95%	4255	27%
Grand Total	571921	536903	94%	181516	34%

1st Dose coverage for FLW is 100%

*Proportion of beneficiaries who are eligible (completed 9 months after 2nd dose)

TABLE5.Age-Appropriate Group (45-59 Years) Coverage as on 14/07/2022 midnight

Table 5: Age appropriate group (45-59 years) coverage							
45-59 years Coverage as on		15/07/2022		at 12 AM			
District	Target	1st Dose Coverage	Percentage	2nd Dose Coverage	Percentage fully vaccinated	Precaution dose	%
Alappuzha	535436	439018	82%	416740	78%	4099	1%
Ernakulam	809349	783888	97%	704125	87%	18267	3%
Idukki	237564	246997	104%	219387	92%	798	0%
Kannur	527295	516001	98%	480963	91%	3679	1%
Kasaragod	253027	252300	100%	224266	89%	529	0%
Kollam	541201	560224	104%	503511	93%	4204	1%
Kottayam	478470	414265	87%	375532	78%	5648	2%
Kozhikode	658949	655355	99%	582722	88%	4583	1%
Malappuram	733338	723204	99%	630363	86%	2507	0%
Palakkad	614226	547329	89%	500945	82%	4715	1%
Pathanamthitta	264372	281888	107%	252052	95%	4204	2%
Thiruvananthapuram	735836	681842	93%	614592	84%	11456	2%
Thrissur	689418	664182	96%	626743	91%	14619	2%
Wayanad	170537	177144	104%	164336	96%	450	0%
Grand Total	7249018	69,43,637	96%	62,96,277	87%	79758	1%

TABLE6.Age-Appropriate Group (≥60 Years) Coverage as on 14/07/2022midnight

Table 6: Age appropriate group (≥ 60 years) coverage							
≥ 60 years Coverage as on		15/07/2022		at 12 AM			
District	Target	1st Dose Coverage	Percentage	2nd Dose Coverage	Percentage fully vaccinated	Precaution dose	%
Alappuzha	424565	429169	101%	401331	95%	143961	37%
Ernakulam	673885	676540	100%	621882	92%	188508	31%
Idukki	193981	194605	100%	173274	89%	34146	20%
Kannur	438602	444572	101%	413075	94%	112602	28%
Kasaragod	182460	181726	100%	160435	88%	35452	22%
Kollam	497558	499641	100%	455854	92%	128588	29%
Kottayam	418008	419837	100%	384885	92%	116748	31%
Kozhikode	526896	529359	100%	480603	91%	107019	23%
Malappuram	477642	488218	102%	435218	91%	79721	19%
Palakkad	437708	439883	100%	402591	92%	117262	30%
Pathanamthitta	311297	312378	100%	281049	90%	115325	42%
Thiruvananthapuram	630465	633201	100%	572211	91%	179039	32%
Thrissur	581781	588334	101%	558953	96%	198367	36%
Wayanad	128009	128322	100%	114516	89%	28769	25%
Grand Total	5922857	59,65,785	101%	54,55,877	92%	15,85,507	30%

TABLE 6. Age-Appropriate Group (18-44 Years) Coverage as on 14/07/2022 midnight

18-44 years Coverage as on 15/07/2022 at 12 AM							
District	Target	First Dose					
		1st Dose Coverage	Percentage	2nd Dose Coverage	Percentage fully vaccinated	Precaution dose	%
Alappuzha	744178	670446	90%	635999	85%	3383	1%
Ernakulam	1470864	1512368	103%	1239765	84%	20907	2%
Idukki	437537	419848	96%	335885	77%	741	0%
Kannur	947964	966275	102%	835592	88%	3116	0%
Kasaragod	556876	502073	90%	412267	74%	606	0%
Kollam	1054752	933554	89%	797876	76%	3367	0%
Kottayam	665544	656263	99%	571691	86%	4431	1%
Kozhikode	1313678	1223978	93%	975678	74%	4346	1%
Malappuram	1777378	1832525	103%	1399236	79%	2379	0%
Palakkad	1088327	1087326	100%	921596	85%	3453	0%
Pathanamthitta	460819	443717	96%	359184	78%	3875	1%
Thiruvananthapuram	1309099	1250039	95%	1070168	82%	11957	1%
Thrissur	1274465	1098970	86%	1032761	81%	9839	1%
Wayanad	361152	354808	98%	303136	84%	369	0%
Grand Total	13462633	1,29,52,190	96%	1,08,90,834	81%	72769	1%
*Among those who have taken first dose							

TABLE 7. Age-Appropriate Group (15-17 Years) Coverage as on 14/07/2022 midnight

15-17 years Coverage as on 15/07/2022 at 12 AM					
District	Target	1st Dose Coverage	Percentage	2nd Dose Coverage	Percentage fully vaccinated
Alappuzha	80832	80034	99%	66324	82%
Ernakulam	140530	120100	85%	91708	65%
Idukki	51339	38932	76%	30869	60%
Kannur	97722	102260	105%	75728	77%
Kasaragod	60496	52323	86%	35302	58%
Kollam	105234	99305	94%	73318	70%
Kottayam	85400	71817	84%	55018	64%
Kozhikode	143028	113907	80%	63979	45%
Malappuram	241212	190848	79%	91377	38%
Palakkad	132742	117197	88%	85260	64%
Pathanamthitta	48854	40731	83%	32759	67%
Thiruvananthapuram	145238	114077	79%	80743	56%
Thrissur	123540	125777	102%	99046	80%
Wayanad	29245	36846	126%	25475	87%
Grand Total	15,34,000	13,04,154	85%	9,06,906	59%

Table 8: Age appropriate group (12-14 years) Coverage as on 14/07/2022 midnight

12-14 years Coverage as on 15/07/2022 at 12 AM					
District	Target	1st Dose Coverage	Percentage	2nd Dose Coverage	Percentage fully vaccinated
Alappuzha	43284	50286	116%	35580	82%
Ernakulam	90244	72982	81%	38298	42%
Idukki	29672	23498	79%	13843	47%
Kannur	89079	52616	59%	30513	34%
Kasaragod	39968	27941	70%	11218	28%
Kollam	69984	54280	78%	29985	43%
Kottayam	55571	45084	81%	27006	49%
Kozhikode	103644	53342	51%	20639	20%
Malappuram	159652	98896	62%	18311	11%
Palakkad	75249	52571	70%	26630	35%
Pathanamthitta	33203	22940	69%	15415	46%
Thiruvananthapuram	93804	67764	72%	37647	40%
Thrissur	99789	72289	72%	48357	48%
Wayanad	27857	19204	69%	9739	35%
Grand Total	10,11,000	7,13,693	71%	3,63,181	36%

TABLE9.State Summary (18+) as on 14/07/2022 midnight

State Summary (18+) 15/07/2022 at 12 AM							
District	Target	First Dose	Percentage	Second Dose	Percentage*	Precaution Dose	Percentage
Alappuzha	1704179	1606786	94%	1518075	89%	179849	13%
Ernakulam	2954098	3113304	105%	2691999	91%	280705	11%
Idukki	869082	898001	103%	762911	88%	47956	7%
Kannur	1913861	2008624	105%	1807166	94%	152206	9%
Kasaragod	992363	972325	98%	830283	84%	48067	6%
Kollam	2093511	2071694	99%	1829940	87%	163424	10%
Kottayam	1562022	1561212	100%	1399051	90%	156607	12%
Kozhikode	2499523	2516700	101%	2139544	86%	144979	7%
Malappuram	2988358	3142701	105%	2558130	86%	118107	5%
Palakkad	2140261	2157312	101%	1902711	89%	159443	9%
Pathanamthitta	1036488	1092571	105%	939928	91%	143733	16%
Thiruvananthapuram	2675400	2711526	101%	2391059	89%	256443	11%
Thrissur	2545664	2445306	96%	2308421	91%	270258	13%
Wayanad	659698	691274	105%	611382	93%	40511	7%
Grand Total	2,66,34,508	2,69,89,336	101%	2,36,90,600	89%	2162288	10%

*Revised target population(> 18 years) as per MOHFW is 2.67 crores

*As per letter from Additional Secretary MOHFW- D O No 2317579/2021/Imm dated 15/09/2021

TABLE 10. Achievement for the day 14/07/2022 midnight

Daily achievement		14/07/2022		
District	First Dose	Second Dose	Precaution dose	Total Doses Administered
Alappuzha	33	200	1122	1355
Ernakulam	165	720	2958	3843
Idukki	25	97	220	342
Kannur	226	241	412	879
Kasaragod	671	911	115	1697
Kollam	106	531	326	963
Kottayam	9	29	178	216
Kozhikode	764	429	97	1290
Malappuram	297	415	409	1121
Palakkad	18	71	302	391
Pathanamthitta	39	194	309	542
Thiruvananthapuram	89	500	419	1008
Thrissur	22	92	271	385
Wayanad	45	88	99	232
Grand Total	2509	4518	7237	14264

** Vaccine stock details couldn't be downloaded from e-VIN portal as the portal is down.

TABLE11.COVID Vaccination related sites

support@cowin.gov.in https://www.cowin.gov.in/home https://dashboard.kerala.gov.in/ https://dhs.kerala.gov.in/https://aogyakeralam.gov.in/https://sha.kerala.gov.in/

TABLE10.COVID Vaccination related Helpline numbers

National/State/District	Line1	Line2	Line3
National Helpline	1075	+91 1123978046	0120 4473222
Disha	1056	04712552056	
StateCallCenter	04712309251	04712309252	04712309255
Thiruvananthapuram	9188610100	1077	
Kollam	04742797609	8589015556	
Pathanamthitta	04682222515	04682228220	
Alappuzha	04772239999		
Kottayam	04812565200	04812304800	04812581900
Idukki	18004255640	04862232220	04862233118
Ernakulam	9072303861		
Thrissur	9400066921	9400066922	9400066923
Palakkad	04912505264	04912505189	8943341439
Malappuram	04832733253	04832737858	04832733252
Kozhikode	7594001442		
Wayanad	04936202343	04936202375	9072510900
Kannur	04972700194		
Kasargod	9061076590	9061079244	9061078026