



കേരള സർക്കാർ

www.health.kerala.gov.in

**COVID-19 OUTBREAK CONTROL AND PREVENTION STATE CELL
HEALTH&FAMILY WELFARE DEPARTMENT**

controlroomdhskerala@gmail.com

www.dhs.kerala.gov.in

Kerala HEALTH-COVID-19 DAILY VACCINATION BULLETIN

Date: 17/07/2022

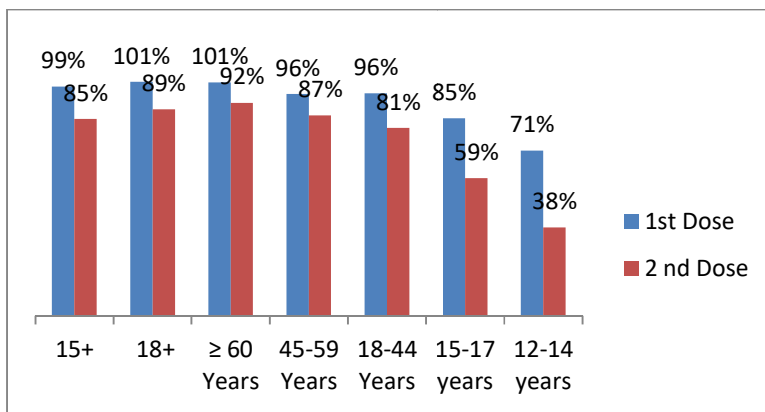
**OUR HEALTH OUR RESPONSIBILITY
VACCINE ADVISORY**

- *People who are vaccinated with Covid Vaccine are reported to have reduced Covid related ICU admissions, serious disease and death.*
- *Early vaccination is useful to safeguard our life from this deadly disease.*
- *Vaccination sessions are planned as per the availability of vaccine. All are requested to cooperate.*
- *After receiving the first dose, second dose of Covishield vaccine is to be taken between 12–16weeks and second dose of Covaxin between 4-6 weeks.*
- *Covid vaccination is currently available to all above 12years. Children in 12-14 age group will get Corbevax and Children in 15-18 age group will get Covaxin.*
- *All person above 18 years will get precaution dose after 9 months or 39 weeks from the second dose. Health Staffs, Frontline workers and people above 60 years will get precaution dose free of cost from government CVC and others will get precaution dose from private CVC at the rate fixed by the Government . The Same vaccine administered as first and second dose is to be taken as precaution dose. People above 60 years with co-morbidities should take medical advice before receiving precaution dose.*
- *Vaccination is available free of cost in all Government covid vaccination centers, and at a nominal rate (as per the Gol order F.No.2079203/2021/Immunization) in selected private Hospitals.*
- **ENSURE ALL YOUR ELIGIBLE FAMILY MEMBERS ARE PROTECTED BY RECEIVING ANY OF THE AVAILABLE COVID VACCINE.**
- **“COVAXIN, COVISHIELD AND CORBEVAX ARE EQUALLY EFFECTIVE AND SAFE”**
- **“BE FULLY PROTECTED – GET THE SECOND DOSE AND PRECAUTION DOSE AT YOUR SCHEDULED TIME”**

ANALYSIS

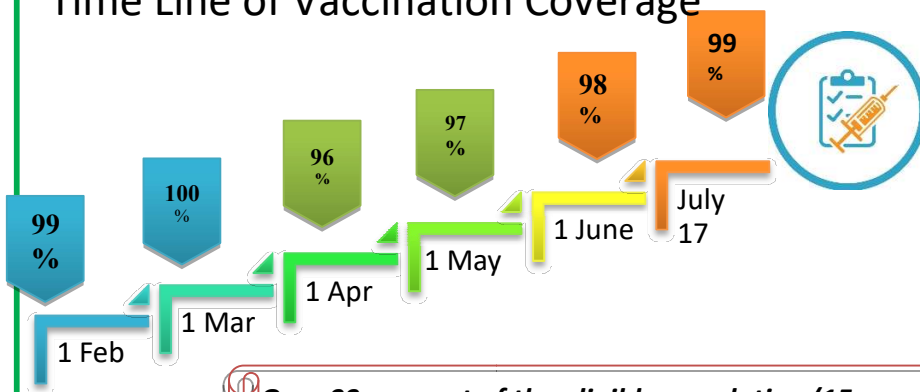
COVID-19 mass vaccinations are showing signs of preventing illness and steep decline in cases and hospital admissions in countries which done vaccination. Kerala started its vaccination for health care workers from January 16, 2021. The COVID-19 Vaccines Operational Guidelines issued by the Ministry of Health and Family Welfare, Govt. of India, 28th December 2020 and all subsequent Guidelines issued by Ministry of Health and Family Welfare, Govt of India are followed at the sites and all vaccination lanes

Summary of COVID Vaccine Administered as on 17/07/2022 midnight



- 99%** of eligible population vaccinated with a single dose till July 17
- 85%** of eligible population vaccinated with double dose till July 17
- State has vaccinated about **85%** of children aged 15 - 17 years with a single dose

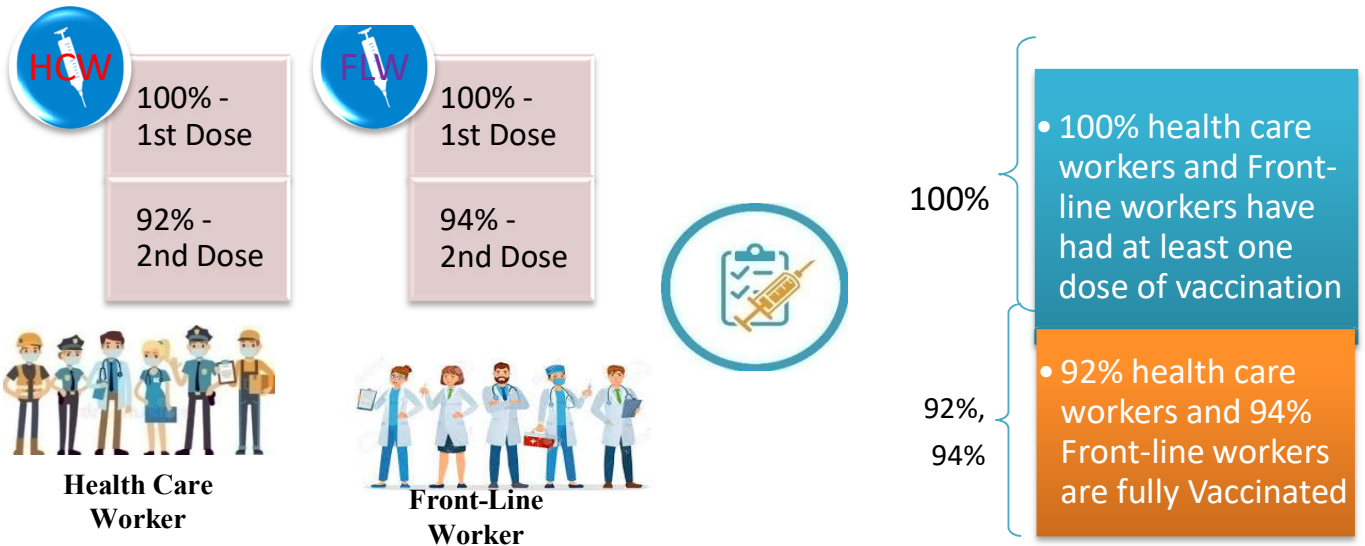
Time Line of Vaccination Coverage



Kerala began administration of COVID 19 Vaccines on 16th January, 2021. As of 17th July 2022, Kerala has administered over 55 million doses overall, including first and second doses of vaccines.

Over 99 per cent of the eligible population (15 + years) in Kerala has been administered the first dose of the Covid-19 vaccine. The state has achieved the target within 510 days since the beginning of the vaccination drive on January 16, 2021

Health Care Workers & Front-line Workers Vaccinated



Are You Vaccinated? You Still Need to Practice: SMS

- Even after vaccination, follow COVID appropriate behavior
- Practice Social Distancing and greet without physical contact
- Always wear clean face mask
- Wash your hands thoroughly and frequently or use hand sanitizer
- Follow the current COVID 19 guidelines to prevent further spread
- Stay Safe. Stay Strong. Get Vaccinated



Even After Getting Vaccinated Keep Taking Precautions to Protect Your Self



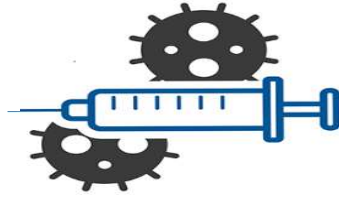
The Race Towards Full Vaccination - Weekly Trend

2nd – 8th July 2022

Kerala Administered over

0.99 Lakh

COVID Vaccine Doses during 2nd to 8th July, 2022



From 2nd to 8th July 2022 on average

0.14 lakh

doses were administered daily.

Average Doses Administered Per day per week (in 1000)



Trend in average per day vaccination (in 1000) for the last two weeks



Race Against Time – Vaccination Quarterly Status

(Q1:16th Jan-Mar, Q2: Apr-June, Q3: July-Sep, Q4: Oct - Dec)

Daily Average Doses Administered per Quarter

In the first Quarter, only 42201 first doses and 5324 second doses were administered daily on average. During the second, third and fourth quarters, the daily vaccination of the first and second doses increased significantly.



Vaccination Achievement per Quarter

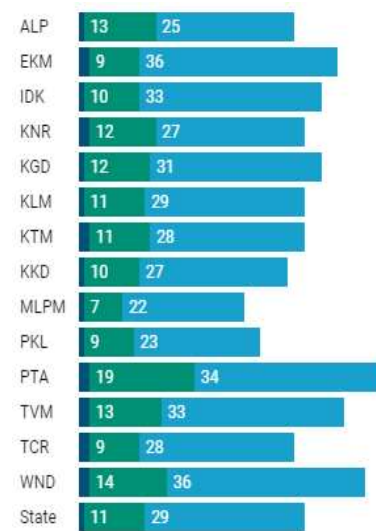
In the third quarter of the immunization drive, 52% of the eligible population (18 + age) in Kerala were given the first dose and 29% the second dose.

■ Q1 ■ Q2 ■ Q3

First Dose

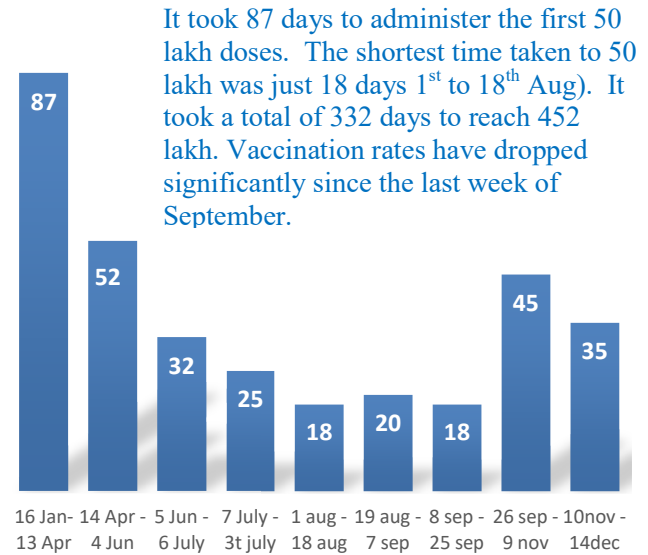


Second Dose



Dose Progression

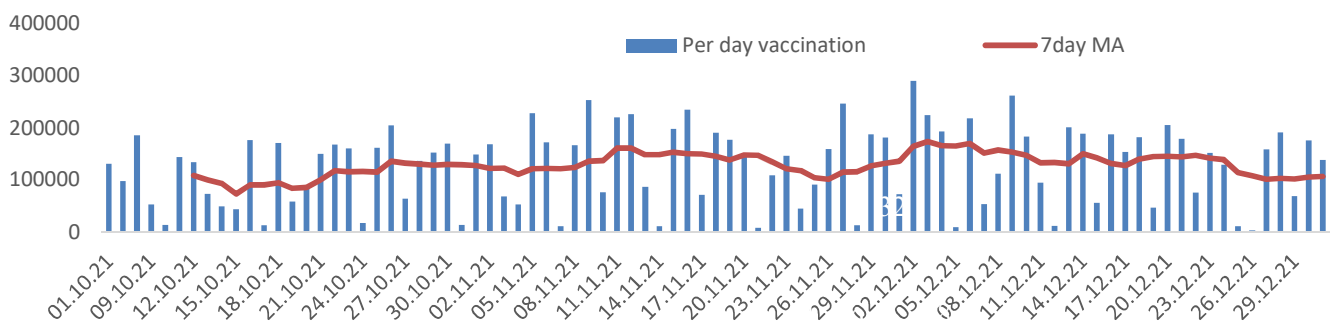
The chart shows the days taken for total COVID-19 Vaccination doses (both first and second) in Kerala to cross every 50 lakh dose mark



It took 87 days to administer the first 50 lakh doses. The shortest time taken to 50 lakh was just 18 days 1st to 18th Aug). It took a total of 332 days to reach 452 lakh. Vaccination rates have dropped significantly since the last week of September.

Vaccine Administered per Day and 7 days Moving Average in Last Quarter (Oct -Dec)

The seven-day moving average of daily doses in the last quarter showed a peak on December 2nd and continued to fluctuate thereafter



Important Message to the Public

- a. *Infection or infection rate is only a part and disease manifestation of disease is to be monitored*
- b. *Fatality among vaccinated people is very less. Disease severity among vaccinated people is less.*
- c. *People with comorbidity should be careful. Once detected covid positive they should get admitted and do not stay at home.*
- d. *Death in covid positive cases are among unvaccinated people, especially having comorbidities like Diabetes and Hypertension*
- e. *Late arrival to hospitals is one of the reason for Death among people with comorbidities*
- f. *Vaccinated people, only if symptomatic are advised to consult Doctor.*
- g. *Non Vaccinated people, if symptomatic, may do RTPCR test*
- h. *Antigen testing is only for emergency purpose*
- i. *Non vaccinated people with co-morbidities to do testing by RTPCR and consult doctor*
- j. *Repeat RTPCR is not needed among the people who are detected COVID positive in the previous 2 months*
- k. *All young person detected positive and at home isolation should do glucose test*

TABLE1.Total Vaccination done in the State as on 17/07/2022 midnight

State Summary (15+ years)-Total doses administered till 18/07/2022 at 12 AM								
District	Target	First Dose	Percent age	Second Dose	Percentage*	Precaution Dose	Percentage	Total doses administered
Alappuzha	1829568	1737456	95%	1621419	89%	188050	13%	35,46,925
Ernakulam	3217878	3307904	104%	2827559	89%	284395	11%	64,19,858
Idukki	950762	960648	101%	808277	85%	49602	7%	18,18,527
Kannur	2100307	2163918	103%	1914678	91%	157720	9%	42,36,316
Kasaragod	1092141	1053134	96%	877716	80%	50274	6%	19,81,124
Kollam	2268371	2225693	98%	1934859	85%	167796	10%	43,28,348
Kottayam	1704500	1678567	99%	1483330	87%	157635	12%	33,19,532
Kozhikode	2746273	2684905	98%	2226540	81%	148414	8%	50,59,859
Malappuram	3386535	3433993	101%	2670064	79%	121834	5%	62,25,891
Palakkad	2349082	2327727	99%	2015913	86%	164477	10%	45,08,117
Pathanamthitta	1118564	1156412	103%	988729	88%	145812	16%	22,90,953
Thiruvananthapuram	2914006	2894470	99%	2514477	86%	265025	12%	56,73,972
Thrissur	2767777	2644028	95%	2458886	89%	280720	13%	53,83,634
Wayanad	716933	747489	104%	647208	90%	41903	7%	14,36,600
Grand Total	29,162,697	2,90,16,344	99%	2,49,89,655	85%	22,23,657	10%	5,62,29,656

TABLE2.Covid-19 Vaccination Center Functional in the State as on 17/07/2022 midnight(18/07/2022 12AM)

DISTRICTS	12+	15+	18+	Total
Alappuzha	0	0	2	2
Ernakulam	2	1	4	7
Idukki	0	0	0	0
Kannur	0	0	4	4
Kasaragod	0	0	1	1
Kollam	1	0	2	3
Kottayam	0	0	1	1
Kozhikode	0	0	3	3
Malappuram	0	0	1	1
Palakkad	1	0	1	2
Pathanamthitta	0	0	1	1
Thiruvananthapuram	1	0	8	9
Thrissur	2	1	10	13
Wayanad	0	0	1	1
GrandTotal	7	2	39	48

TABLE3. Health Care Workers Coverage as on 17/07/2022 midnight

<i>DISTRICT</i>	<i>1st DOSE</i>	<i>2nd Dose</i>	<i>% fully vaccinated</i>	<i>Precaution dose</i>	<i>Precaution dose (%) *</i>
Alappuzha	29022	27244	94%	14507	54%
Ernakulam	85572	75859	89%	33536	45%
Idukki	13556	13017	96%	6327	49%
Kannur	40390	37559	93%	19308	52%
Kasaragod	11611	10824	93%	5040	47%
Kollam	36042	33835	94%	16114	48%
Kottayam	38706	36329	94%	17966	50%
Kozhikode	52735	47969	91%	19093	40%
Malappuram	44834	42016	94%	18944	45%
Palakkad	34677	32025	92%	16379	52%
Pathanamthitta	29337	25101	86%	12660	51%
Thiruvananthapuram	73434	66430	90%	29098	44%
Thrissur	51910	49217	95%	28017	57%
Wayanad	13979	13298	95%	6724	51%
Grand Total	555805	510723	92%	243713	48%

1st Dose coverage for HCW is 100%

*Proportion of beneficiaries who are eligible (completed 9 months after 2nd dose)

TABLE4. Frontline workers Coverage as on 17/07/2022 midnight

<i>DISTRICT</i>	<i>1st dose</i>	<i>2nd Dose</i>	<i>% fully vaccinated</i>	<i>Precaution dose</i>	<i>Precaution dose(%) *</i>
Alappuzha	39131	36764	94%	14140	39%
Ernakulam	54936	50370	92%	19580	39%
Idukki	22995	21351	93%	6019	28%
Kannur	41386	39979	97%	13666	34%
Kasaragod	24615	22493	91%	6542	29%
Kollam	42235	38865	92%	11295	29%
Kottayam	32141	30615	95%	11867	39%
Kozhikode	55273	52573	95%	10169	19%
Malappuram	53920	51299	95%	14756	29%
Palakkad	48097	45556	95%	17771	39%
Pathanamthitta	25251	22543	89%	7712	34%
Thiruvananthapuram	73011	67662	93%	25249	38%
Thrissur	41910	40748	97%	19678	48%
Wayanad	17021	16097	95%	4306	27%
Grand Total	571922	536915	94%	182750	34%

1st Dose coverage for FLW is 100%

*Proportion of beneficiaries who are eligible (completed 9 months after 2nd dose)

TABLE5.Age-Appropriate Group (45-59 Years) Coverage as on 17/07/2022 midnight

Table 5: Age appropriate group (45-59 years) coverage							
45-59 years Coverage as on			18/07/2022	at 12 AM			
District	Target	1st Dose Coverage	Percentage	2nd Dose Coverage	Percentage fully vaccinated	Precaution dose	%
Alappuzha	535436	439039	82%	416779	78%	8003	2%
Ernakulam	809349	783900	97%	704175	87%	19159	3%
Idukki	237564	246999	104%	219399	92%	1303	1%
Kannur	527295	516010	98%	481014	91%	5963	1%
Kasaragod	253027	252310	100%	224298	89%	1493	1%
Kollam	541201	560232	104%	503544	93%	6168	1%
Kottayam	478470	414267	87%	375535	78%	5963	2%
Kozhikode	658949	655370	99%	582770	88%	6077	1%
Malappuram	733338	723219	99%	630463	86%	3977	1%
Palakkad	614226	547335	89%	500992	82%	6942	1%
Pathanamthitta	264372	281892	107%	252061	95%	5212	2%
Thiruvananthapuram	735836	681860	93%	614643	84%	15248	3%
Thrissur	689418	664198	96%	626793	91%	18883	3%
Wayanad	170537	177145	104%	164346	96%	961	1%
Grand Total	7249018	69,43,776	96%	62,96,812	87%	105352	2%

TABLE6.Age-Appropriate Group (≥60 Years) Coverage as on 17/07/2022midnight

Table 6: Age appropriate group (≥ 60 years) coverage							
≥ 60 years Coverage as on			18/07/2022	at 12 AM			
District	Target	1st Dose Coverage	Percentage	2nd Dose Coverage	Percentage fully vaccinated	Precaution dose	%
Alappuzha	424565	429176	101%	401347	95%	145050	37%
Ernakulam	673885	676562	100%	621910	92%	189761	31%
Idukki	193981	194609	100%	173295	89%	34646	20%
Kannur	438602	444579	101%	413109	94%	113969	28%
Kasaragod	182460	181730	100%	160463	88%	35745	23%
Kollam	497558	499650	100%	455882	92%	129298	29%
Kottayam	418008	419841	100%	384889	92%	116968	31%
Kozhikode	526896	529364	100%	480616	91%	107615	23%
Malappuram	477642	488230	102%	435275	91%	80611	19%
Palakkad	437708	439885	100%	402616	92%	118269	30%
Pathanamthitta	311297	312378	100%	281068	90%	115714	42%
Thiruvananthapuram	630465	633208	100%	572241	91%	180162	32%
Thrissur	581781	588346	101%	558968	96%	200030	37%
Wayanad	128009	128322	100%	114527	89%	29085	26%
Grand Total	5922857	59,65,880	101%	54,56,206	92%	15,96,923	30%

TABLE 6. Age-Appropriate Group (18-44 Years) Coverage as on 17/07/2022 midnight

18-44 years Coverage as on 18/07/2022 at 12 AM							
District	Target	First Dose					
		1st Dose Coverage	Percentage	2nd Dose Coverage	Percentage fully vaccinated	Precaution dose	%
Alappuzha	744178	670475	90%	636165	85%	6350	1%
Ernakulam	1470864	1512469	103%	1240160	84%	22359	2%
Idukki	437537	419864	96%	335961	77%	1307	0%
Kannur	947964	966357	102%	835908	88%	4814	1%
Kasaragod	556876	502134	90%	412456	74%	1454	0%
Kollam	1054752	933596	89%	798077	76%	4921	1%
Kottayam	665544	656291	99%	571863	86%	4871	1%
Kozhikode	1313678	1224077	93%	976050	74%	5460	1%
Malappuram	1777378	1832688	103%	1399920	79%	3546	0%
Palakkad	1088327	1087369	100%	921939	85%	5116	1%
Pathanamthitta	460819	443724	96%	359242	78%	4514	1%
Thiruvananthapuram	1309099	1250099	95%	1070345	82%	15268	2%
Thrissur	1274465	1099036	86%	1033082	81%	14112	2%
Wayanad	361152	354831	98%	303232	84%	827	0%
Grand Total	13462633	1,29,53,010	96%	1,08,94,400	81%	94919	1%
*Among those who have taken first dose							

TABLE 7. Age-Appropriate Group (15-17 Years) Coverage as on 17/07/2022 midnight

15-17 years Coverage as on 18/07/2022 at 12 AM					
District	Target	1st Dose Coverage	Percentage	2nd Dose Coverage	Percentage fully vaccinated
Alappuzha	80832	80061	99%	66583	82%
Ernakulam	140530	120212	86%	92058	66%
Idukki	51339	38943	76%	30921	60%
Kannur	97722	102346	105%	76083	78%
Kasaragod	60496	52476	87%	35516	59%
Kollam	105234	99370	94%	73494	70%
Kottayam	85400	71914	84%	55582	65%
Kozhikode	143028	114081	80%	64433	45%
Malappuram	241212	191068	79%	91822	38%
Palakkad	132742	117291	88%	85582	64%
Pathanamthitta	48854	40736	83%	32767	67%
Thiruvananthapuram	145238	114103	79%	80802	56%
Thrissur	123540	125825	102%	99335	80%
Wayanad	29245	36866	126%	25579	87%
Grand Total	15,34,000	13,05,292	85%	9,10,557	59%

Table 8: Age appropriate group (12-14 years) Coverage as on 17/07/2022 midnight

12-14 years Coverage as on 18/07/2022 at 12 AM					
District	Target	1st Dose Coverage	Percentage	2nd Dose Coverage	Percentage fully vaccinated
Alappuzha	43284	50552	117%	36537	84%
Ernakulam	90244	74253	82%	43027	48%
Idukki	29672	23682	80%	14333	48%
Kannur	89079	52850	59%	31026	35%
Kasaragod	39968	28258	71%	11666	29%
Kollam	69984	54568	78%	31162	45%
Kottayam	55571	45407	82%	28517	51%
Kozhikode	103644	54005	52%	22129	21%
Malappuram	159652	100034	63%	19269	12%
Palakkad	75249	53073	71%	27203	36%
Pathanamthitta	33203	23094	70%	15947	48%
Thiruvananthapuram	93804	68755	73%	42354	45%
Thrissur	99789	72803	73%	50743	51%
Wayanad	27857	19325	69%	10129	36%
Grand Total	10,11,000	7,20,659	71%	3,84,042	38%

TABLE9.State Summary (18+) as on 17/07/2022 midnight

State Summary (18+) 18/07/2022 at 12 AM							
District	Target	First Dose	Percentage	Second Dose	Percentage*	Precaution Dose	Percentage
Alappuzha	1704179	1606843	94%	1518299	89%	188050	13%
Ernakulam	2954098	3113439	105%	2692474	91%	284395	11%
Idukki	869082	898023	103%	763023	88%	49602	7%
Kannur	1913861	2008722	105%	1807569	94%	157720	9%
Kasaragod	992363	972400	98%	830534	84%	50274	6%
Kollam	2093511	2071755	99%	1830203	87%	167796	10%
Kottayam	1562022	1561246	100%	1399231	90%	157635	12%
Kozhikode	2499523	2516819	101%	2139978	86%	148414	8%
Malappuram	2988358	3142891	105%	2558973	86%	121834	5%
Palakkad	2140261	2157363	101%	1903128	89%	164477	10%
Pathanamthitta	1036488	1092582	105%	940015	91%	145812	16%
Thiruvananthapuram	2675400	2711612	101%	2391321	89%	265025	12%
Thrissur	2545664	2445400	96%	2308808	91%	280720	13%
Wayanad	659698	691298	105%	611500	93%	41903	7%
Grand Total	2,66,34,508	2,69,90,393	101%	2,36,95,056	89%	2223657	10%

*Revised target population(> 18 years) as per MOHFW is 2.67 crores

*As per letter from Additional Secretary MOHFW- D O No 2317579/2021/Imm dated 15/09/2021

TABLE 10. Achievement for the day 17/07/2022 midnight

Daily achievement		17/07/2022		
District	First Dose	Second Dose	Precaution dose	Total Doses Administered
Alappuzha	0	1	9	10
Ernakulam	22	50	88	160
Idukki	0	0	0	0
Kannur	2	0	10	12
Kasaragod	0	0	0	0
Kollam	2	10	16	28
Kottayam	1	1	20	22
Kozhikode	15	40	303	358
Malappuram	0	0	0	0
Palakkad	7	2	20	29
Pathanamthitta	0	1	10	11
Thiruvananthapuram	9	21	101	131
Thrissur	7	6	97	110
Wayanad	0	0	0	0
Grand Total	65	132	674	871

** Vaccine stock details couldn't be downloaded from e-VIN portal as the portal is down.

TABLE11.COVID Vaccination related sites

support@cowin.gov.in https://www.cowin.gov.in/home https://dashboard.kerala.gov.in/ https://dhs.kerala.gov.in/https://aogyakeralam.gov.in/https://sha.kerala.gov.in/

TABLE10.COVID Vaccination related Helpline numbers

National/State/District	Line1	Line2	Line3
National Helpline	1075	+91 1123978046	0120 4473222
Disha	1056	04712552056	
StateCallCenter	04712309251	04712309252	04712309255
Thiruvananthapuram	9188610100	1077	
Kollam	04742797609	8589015556	
Pathanamthitta	04682222515	04682228220	
Alappuzha	04772239999		
Kottayam	04812565200	04812304800	04812581900
Idukki	18004255640	04862232220	04862233118
Ernakulam	9072303861		
Thrissur	9400066921	9400066922	9400066923
Palakkad	04912505264	04912505189	8943341439
Malappuram	04832733253	04832737858	04832733252
Kozhikode	7594001442		
Wayanad	04936202343	04936202375	9072510900
Kannur	04972700194		
Kasargod	9061076590	9061079244	9061078026