



കേരള സർക്കാർ

[www.health.kerala.gov.in](http://www.health.kerala.gov.in)

**COVID-19 OUTBREAK CONTROL AND PREVENTION STATE CELL  
HEALTH&FAMILY WELFARE DEPARTMENT**

[controlroomdhskerala@gmail.com](mailto:controlroomdhskerala@gmail.com)

[www.dhs.kerala.gov.in](http://www.dhs.kerala.gov.in)

**Kerala HEALTH-COVID-19 DAILY VACCINATION BULLETIN**

**Date: 18/07/2022**

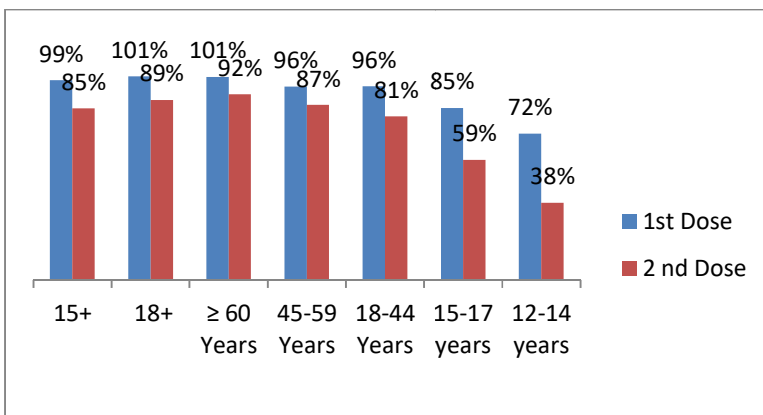
**OUR HEALTH OUR RESPONSIBILITY  
VACCINE ADVISORY**

- *People who are vaccinated with Covid Vaccine are reported to have reduced Covid related ICU admissions, serious disease and death.*
- *Early vaccination is useful to safeguard our life from this deadly disease.*
- *Vaccination sessions are planned as per the availability of vaccine. All are requested to cooperate.*
- *After receiving the first dose, second dose of Covishield vaccine is to be taken between 12–16weeks and second dose of Covaxin between 4-6 weeks.*
- *Covid vaccination is currently available to all above 12years. Children in 12-14 age group will get Corbevax and Children in 15-18 age group will get Covaxin.*
- *All person above 18 years will get precaution dose after 9 months or 39 weeks from the second dose. Health Staffs, Frontline workers and people above 60 years will get precaution dose free of cost from government CVC and others will get precaution dose from private CVC at the rate fixed by the Government . The Same vaccine administered as first and second dose is to be taken as precaution dose. People above 60 years with co-morbidities should take medical advice before receiving precaution dose.*
- *Vaccination is available free of cost in all Government covid vaccination centers, and at a nominal rate (as per the Gol order F.No.2079203/2021/Immunization) in selected private Hospitals.*
- **ENSURE ALL YOUR ELIGIBLE FAMILY MEMBERS ARE PROTECTED BY RECEIVING ANY OF THE AVAILABLE COVID VACCINE.**
- **“COVAXIN, COVISHIELD AND CORBEVAX ARE EQUALLY EFFECTIVE AND SAFE”**
- **“BE FULLY PROTECTED – GET THE SECOND DOSE AND PRECAUTION DOSE AT YOUR SCHEDULED TIME”**

### ANALYSIS

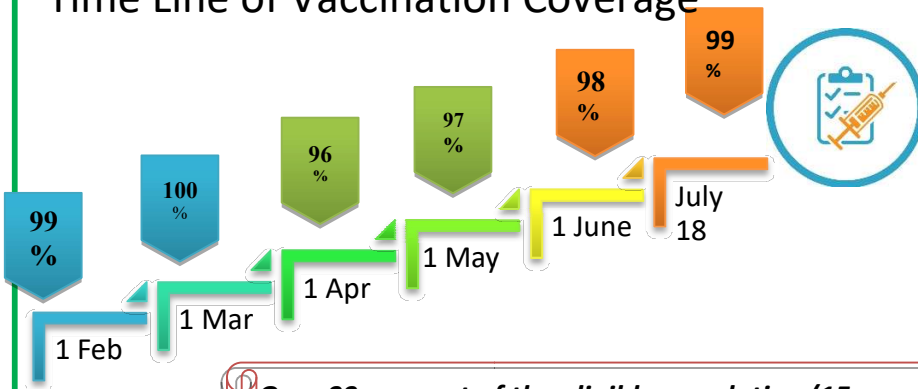
COVID-19 mass vaccinations are showing signs of preventing illness and steep decline in cases and hospital admissions in countries which done vaccination. Kerala started its vaccination for health care workers from January 16, 2021. The COVID-19 Vaccines Operational Guidelines issued by the Ministry of Health and Family Welfare, Govt. of India, 28th December 2020 and all subsequent Guidelines issued by Ministry of Health and Family Welfare, Govt of India are followed at the sites and all vaccination lanes

### Summary of COVID Vaccine Administered as on 18/07/2022 midnight



- 99%** of eligible population vaccinated with a single dose till July 18
- 85%** of eligible population vaccinated with double dose till July 18
- State has vaccinated about **85%** of children aged 15 - 17 years with a single dose

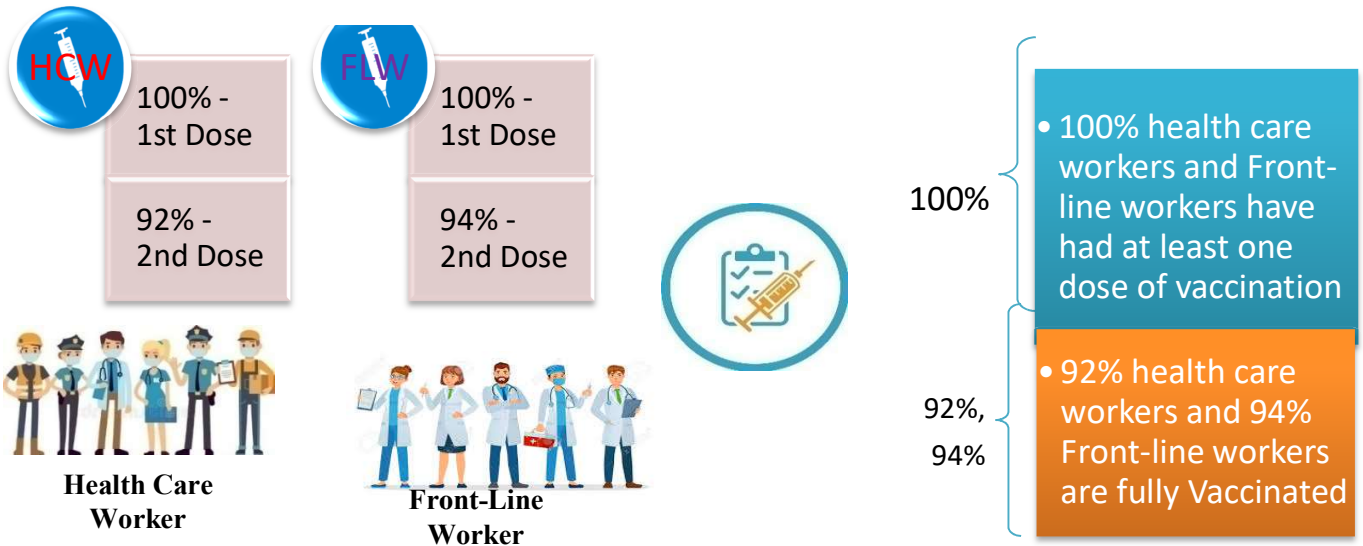
### Time Line of Vaccination Coverage



Kerala began administration of COVID 19 Vaccines on 16<sup>th</sup> January, 2021. As of 18<sup>th</sup> July 2022, Kerala has administered over 55 million doses overall, including first and second doses of vaccines.

**Over 99 per cent of the eligible population (15 + years) in Kerala has been administered the first dose of the Covid-19 vaccine. The state has achieved the target within 510 days since the beginning of the vaccination drive on January 16, 2021**

## Health Care Workers & Front-line Workers Vaccinated



### Are You Vaccinated? You Still Need to Practice: SMS

- Even after vaccination, follow COVID appropriate behavior
- Practice Social Distancing and greet without physical contact
- Always wear clean face mask
- Wash your hands thoroughly and frequently or use hand sanitizer
- Follow the current COVID 19 guidelines to prevent further spread
- Stay Safe. Stay Strong. Get Vaccinated



Even After Getting Vaccinated Keep Taking Precautions to Protect Your Self

<b>GET VACCINATED</b>	<b>WASH YOUR HANDS</b>	<b>WEAR A MASK</b>	<b>KEEP YOUR DISTANCE</b>

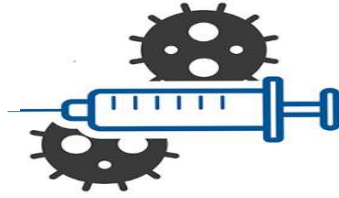
# The Race Towards Full Vaccination - Weekly Trend

## 2<sup>nd</sup> – 8<sup>th</sup> July 2022

Kerala Administered over

# 0.99 Lakh

COVID Vaccine Doses during 2<sup>nd</sup> to 8<sup>th</sup> July, 2022



From 2<sup>nd</sup> to 8<sup>th</sup> July 2022 on average

# 0.14 lakh

doses were administered daily.

Average Doses Administered Per day per week (in 1000)



Trend in average per day vaccination (in 1000) for the last two weeks



# Race Against Time – Vaccination Quarterly Status

(Q1:16<sup>th</sup> Jan-Mar, Q2: Apr-June, Q3: July-Sep, Q4: Oct - Dec)

## Daily Average Doses Administered per Quarter

In the first Quarter, only 42201 first doses and 5324 second doses were administered daily on average. During the second, third and fourth quarters, the daily vaccination of the first and second doses increased significantly.



## Vaccination Achievement per Quarter

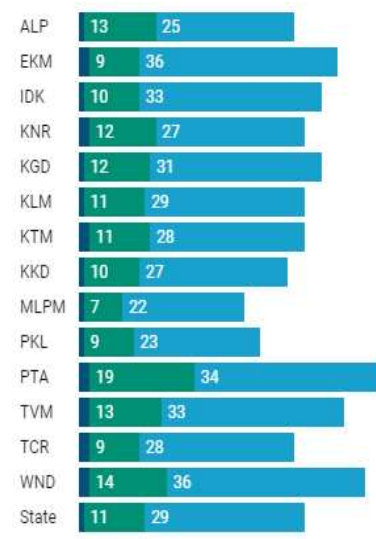
In the third quarter of the immunization drive, 52% of the eligible population (18 + age) in Kerala were given the first dose and 29% the second dose.

■ Q1 ■ Q2 ■ Q3

### First Dose

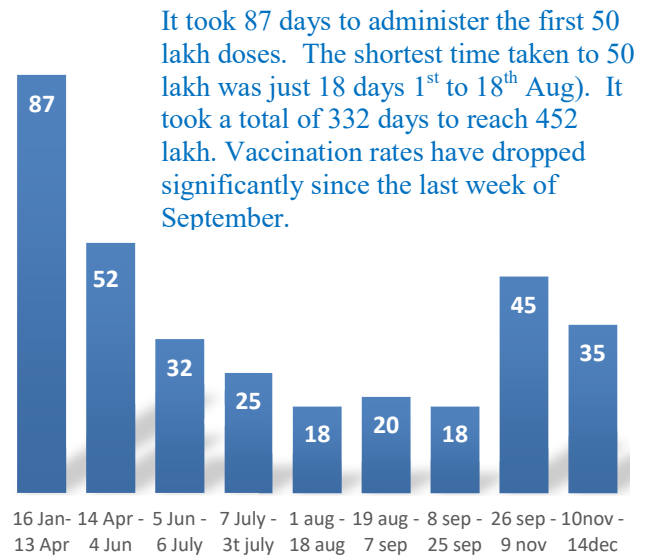


### Second Dose



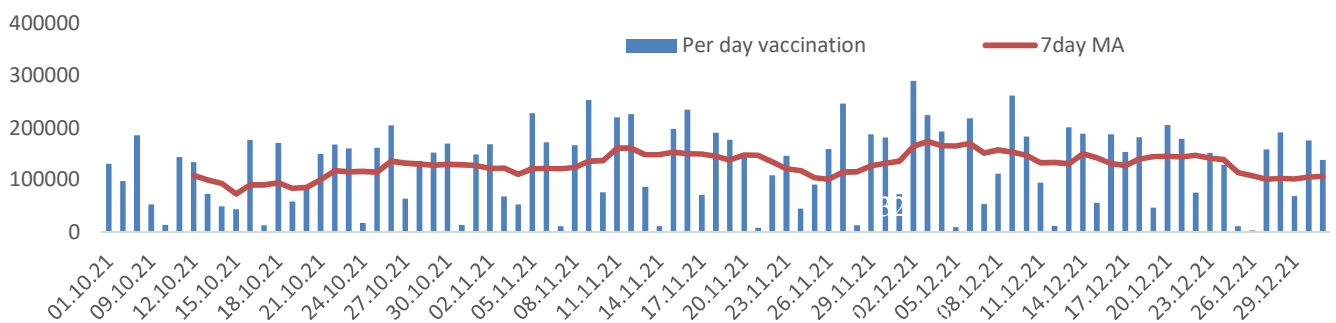
## Dose Progression

The chart shows the days taken for total COVID-19 Vaccination doses (both first and second) in Kerala to cross every 50 lakh dose mark



## Vaccine Administered per Day and 7 days Moving Average in Last Quarter (Oct -Dec)

The seven-day moving average of daily doses in the last quarter showed a peak on December 2<sup>nd</sup> and continued to fluctuate thereafter



## Important Message to the Public

- a. *Infection or infection rate is only a part and disease manifestation of disease is to be monitored*
- b. *Fatality among vaccinated people is very less. Disease severity among vaccinated people is less.*
- c. *People with comorbidity should be careful. Once detected covid positive they should get admitted and do not stay at home.*
- d. *Death in covid positive cases are among unvaccinated people, especially having comorbidities like Diabetes and Hypertension*
- e. *Late arrival to hospitals is one of the reason for Death among people with comorbidities*
- f. *Vaccinated people, only if symptomatic are advised to consult Doctor.*
- g. *Non Vaccinated people, if symptomatic, may do RTPCR test*
- h. *Antigen testing is only for emergency purpose*
- i. *Non vaccinated people with co-morbidities to do testing by RTPCR and consult doctor*
- j. *Repeat RTPCR is not needed among the people who are detected COVID positive in the previous 2 months*
- k. *All young person detected positive and at home isolation should do glucose test*

TABLE1.Total Vaccination done in the State as on 18/07/2022 midnight

State Summary (15+ years)-Total doses administered till 19/07/2022 at 12 AM								
District	Target	First Dose	Percent age	Second Dose	Percentage*	Precaution Dose	Percentage	Total doses administered
Alappuzha	1829568	1737526	95%	1621654	89%	193925	14%	35,53,105
Ernakulam	3217878	3308005	104%	2827938	89%	286576	11%	64,22,519
Idukki	950762	960711	101%	808495	85%	51937	7%	18,21,143
Kannur	2100307	2164004	103%	1914903	91%	160148	9%	42,39,055
Kasaragod	1092141	1053395	96%	878219	80%	51616	7%	19,83,230
Kollam	2268371	2225786	98%	1935226	85%	175191	10%	43,36,203
Kottayam	1704500	1678590	99%	1483416	87%	159476	12%	33,21,482
Kozhikode	2746273	2685251	98%	2227307	81%	154691	8%	50,67,249
Malappuram	3386535	3436526	101%	2671854	79%	125700	5%	62,34,080
Palakkad	2349082	2328194	99%	2016576	86%	167661	10%	45,12,431
Pathanamthitta	1118564	1156434	103%	988781	88%	148447	17%	22,93,662
Thiruvananthapuram	2914006	2894595	99%	2514931	86%	271511	12%	56,81,037
Thrissur	2767777	2644195	95%	2459396	89%	284798	13%	53,88,389
Wayanad	716933	747585	104%	647336	90%	42637	7%	14,37,558
<b>Grand Total</b>	<b>29,162,697</b>	<b>2,90,20,797</b>	<b>99%</b>	<b>2,49,96,032</b>	<b>85%</b>	<b>22,74,314</b>	<b>10%</b>	<b>5,62,91,143</b>

TABLE2.Covid-19 Vaccination Center Functional in the State as on 18/07/2022 midnight(19/07/2022 12AM)

DISTRICTS	12+	15+	18+	Total
Alappuzha	1	0	90	91
Ernakulam	5	7	53	65
Idukki	2	6	39	47
Kannur	1	2	33	36
Kasaragod	8	8	50	66
Kollam	3	10	92	105
Kottayam	1	17	24	42
Kozhikode	9	9	108	126
Malappuram	23	24	59	106
Palakkad	6	8	28	42
Pathanamthitta	0	0	60	60
Thiruvananthapuram	0	2	125	127
Thrissur	29	6	57	92
Wayanad	4	7	37	48
<b>GrandTotal</b>	<b>92</b>	<b>106</b>	<b>855</b>	<b>1053</b>

TABLE3. Health Care Workers Coverage as on 18/07/2022 midnight

<i>DISTRICT</i>	<i>1st DOSE</i>	<i>2nd Dose</i>	<i>% fully vaccinated</i>	<i>Precaution dose</i>	<i>Precaution dose (%) *</i>
<b>Alappuzha</b>	29022	27245	94%	14553	54%
<b>Ernakulam</b>	85572	75861	89%	33573	45%
<b>Idukki</b>	13556	13018	96%	6384	49%
<b>Kannur</b>	40390	37559	93%	19336	52%
<b>Kasaragod</b>	11611	10825	93%	5063	47%
<b>Kollam</b>	36042	33837	94%	16175	48%
<b>Kottayam</b>	38706	36332	94%	17999	50%
<b>Kozhikode</b>	52735	47970	91%	19187	40%
<b>Malappuram</b>	44834	42016	94%	19013	46%
<b>Palakkad</b>	34677	32026	92%	16417	52%
<b>Pathanamthitta</b>	29337	25102	86%	12694	51%
<b>Thiruvananthapuram</b>	73434	66431	90%	29205	44%
<b>Thrissur</b>	51910	49217	95%	28062	57%
<b>Wayanad</b>	13979	13298	95%	6732	51%
<b>Grand Total</b>	<b>555805</b>	<b>510737</b>	<b>92%</b>	<b>244393</b>	<b>48%</b>

1st Dose coverage for HCW is 100%

\*Proportion of beneficiaries who are eligible ( completed 9 months after 2nd dose )

TABLE4. Frontline workers Coverage as on 18/07/2022 midnight

<i>DISTRICT</i>	<i>1st dose</i>	<i>2nd Dose</i>	<i>% fully vaccinated</i>	<i>Precaution dose</i>	<i>Precaution dose(%) *</i>
<b>Alappuzha</b>	39131	36765	94%	14212	39%
<b>Ernakulam</b>	54936	50372	92%	19598	39%
<b>Idukki</b>	22995	21351	93%	6063	29%
<b>Kannur</b>	41386	39982	97%	13704	34%
<b>Kasaragod</b>	24615	22494	91%	6565	29%
<b>Kollam</b>	42235	38867	92%	11400	30%
<b>Kottayam</b>	32141	30615	95%	11887	39%
<b>Kozhikode</b>	55273	52575	95%	10281	20%
<b>Malappuram</b>	53920	51299	95%	14841	29%
<b>Palakkad</b>	48097	45557	95%	17832	39%
<b>Pathanamthitta</b>	25251	22544	89%	7748	35%
<b>Thiruvananthapuram</b>	73011	67664	93%	25386	38%
<b>Thrissur</b>	41910	40749	97%	19723	49%
<b>Wayanad</b>	17021	16098	95%	4321	27%
<b>Grand Total</b>	<b>571922</b>	<b>536932</b>	<b>94%</b>	<b>183561</b>	<b>34%</b>

1st Dose coverage for FLW is 100%

\*Proportion of beneficiaries who are eligible ( completed 9 months after 2nd dose )



TABLE5.Age-Appropriate Group (45-59 Years) Coverage as on 18/07/2022 midnight

Table 5: Age appropriate group (45-59 years) coverage							
45-59 years Coverage as on		19/07/2022		at 12 AM			
District	Target	1st Dose Coverage	Percentage	2nd Dose Coverage	Percentage fully vaccinated	Precaution dose	%
Alappuzha	535436	439054	82%	416805	78%	10683	3%
Ernakulam	809349	783905	97%	704190	87%	19719	3%
Idukki	237564	247005	104%	219423	92%	2159	1%
Kannur	527295	516015	98%	481038	91%	7044	2%
Kasaragod	253027	252315	100%	224312	89%	2059	1%
Kollam	541201	560253	104%	503598	93%	9751	2%
Kottayam	478470	414273	87%	375549	78%	6815	2%
Kozhikode	658949	655399	99%	582858	88%	8752	2%
Malappuram	733338	723231	99%	630560	86%	5627	1%
Palakkad	614226	547338	89%	501026	82%	8250	2%
Pathanamthitta	264372	281901	107%	252069	95%	6435	3%
Thiruvananthapuram	735836	681877	93%	614688	84%	18161	3%
Thrissur	689418	664209	96%	626821	91%	20528	3%
Wayanad	170537	177147	104%	164351	96%	1263	1%
<b>Grand Total</b>	<b>7249018</b>	<b>69,43,922</b>	<b>96%</b>	<b>62,97,288</b>	<b>87%</b>	<b>127246</b>	<b>2%</b>

TABLE6.Age-Appropriate Group (≥60 Years) Coverage as on 18/07/2022midnight

Table 6: Age appropriate group (≥ 60 years) coverage							
≥ 60 years Coverage as on		19/07/2022		at 12 AM			
District	Target	1st Dose Coverage	Percentage	2nd Dose Coverage	Percentage fully vaccinated	Precaution dose	%
Alappuzha	424565	429186	101%	401363	95%	146210	37%
Ernakulam	673885	676565	100%	621946	92%	190394	31%
Idukki	193981	194613	100%	173317	89%	35286	21%
Kannur	438602	444582	101%	413119	94%	114430	28%
Kasaragod	182460	181736	100%	160476	88%	35921	23%
Kollam	497558	499660	100%	455907	92%	130576	29%
Kottayam	418008	419842	100%	384900	92%	117271	31%
Kozhikode	526896	529370	100%	480661	91%	109006	23%
Malappuram	477642	488244	102%	435306	91%	81387	19%
Palakkad	437708	439888	100%	402650	92%	119007	30%
Pathanamthitta	311297	312380	100%	281077	90%	115963	42%
Thiruvananthapuram	630465	633213	100%	572264	91%	181085	32%
Thrissur	581781	588354	101%	558986	96%	200952	37%
Wayanad	128009	128323	100%	114529	89%	29245	26%
<b>Grand Total</b>	<b>5922857</b>	<b>59,65,956</b>	<b>101%</b>	<b>54,56,501</b>	<b>92%</b>	<b>16,06,733</b>	<b>30%</b>

TABLE 6. Age-Appropriate Group (18-44 Years) Coverage as on 18/07/2022 midnight

18-44 years Coverage as on 19/07/2022 at 12 AM							
District	Target	First Dose					
		1st Dose Coverage	Percentage	2nd Dose Coverage	Percentage fully vaccinated	Precaution dose	%
Alappuzha	744178	670507	90%	636310	86%	8267	1%
Ernakulam	1470864	1512500	103%	1240322	84%	23292	2%
Idukki	437537	419886	96%	336058	77%	2045	1%
Kannur	947964	966387	102%	836035	88%	5634	1%
Kasaragod	556876	502167	90%	412557	74%	2008	1%
Kollam	1054752	933631	89%	798280	76%	7289	1%
Kottayam	665544	656306	99%	571914	86%	5504	1%
Kozhikode	1313678	1224215	93%	976533	74%	7465	1%
Malappuram	1777378	1832836	103%	1400591	79%	4832	0%
Palakkad	1088327	1087410	100%	922177	85%	6155	1%
Pathanamthitta	460819	443732	96%	359273	78%	5607	2%
Thiruvananthapuram	1309099	1250145	95%	1070508	82%	17674	2%
Thrissur	1274465	1099060	86%	1033251	81%	15533	2%
Wayanad	361152	354839	98%	303275	84%	1076	0%
<b>Grand Total</b>	<b>13462633</b>	<b>1,29,53,621</b>	<b>96%</b>	<b>1,08,97,084</b>	<b>81%</b>	<b>112381</b>	<b>1%</b>
*Among those who have taken first dose							

TABLE 7. Age-Appropriate Group (15-17 Years) Coverage as on 18/07/2022 midnight

15-17 years Coverage as on 19/07/2022 at 12 AM					
District	Target	1st Dose Coverage	Percentage	2nd Dose Coverage	Percentage fully vaccinated
Alappuzha	80832	80067	99%	66597	82%
Ernakulam	140530	120226	86%	92087	66%
Idukki	51339	38958	76%	30973	60%
Kannur	97722	102350	105%	76127	78%
Kasaragod	60496	52481	87%	35625	59%
Kollam	105234	99382	94%	73545	70%
Kottayam	85400	71915	84%	55589	65%
Kozhikode	143028	114083	80%	64449	45%
Malappuram	241212	191302	79%	92198	38%
Palakkad	132742	117376	88%	85834	65%
Pathanamthitta	48854	40739	83%	32769	67%
Thiruvananthapuram	145238	114119	79%	80839	56%
Thrissur	123540	125840	102%	99390	80%
Wayanad	29245	36872	126%	25606	88%
<b>Grand Total</b>	<b>15,34,000</b>	<b>13,05,710</b>	<b>85%</b>	<b>9,11,628</b>	<b>59%</b>

Table 8: Age appropriate group (12-14 years) Coverage as on 18/07/2022 midnight

12-14 years Coverage as on 19/07/2022 at 12 AM					
District	Target	1st Dose Coverage	Percentage	2nd Dose Coverage	Percentage fully vaccinated
Alappuzha	43284	50559	117%	36569	84%
Ernakulam	90244	74301	82%	43160	48%
Idukki	29672	23698	80%	14355	48%
Kannur	89079	52894	59%	31043	35%
Kasaragod	39968	28470	71%	11930	30%
Kollam	69984	54583	78%	31192	45%
Kottayam	55571	45407	82%	28517	51%
Kozhikode	103644	54176	52%	22261	21%
Malappuram	159652	102159	64%	19884	12%
Palakkad	75249	53408	71%	27306	36%
Pathanamthitta	33203	23094	70%	15947	48%
Thiruvananthapuram	93804	68796	73%	42537	45%
Thrissur	99789	72912	73%	50982	51%
Wayanad	27857	19404	70%	10179	37%
<b>Grand Total</b>	<b>10,11,000</b>	<b>7,23,861</b>	<b>72%</b>	<b>3,85,862</b>	<b>38%</b>

TABLE9.State Summary (18+) as on 18/07/2022 midnight

State Summary (18+) 19/07/2022 at 12 AM							
District	Target	First Dose	Percentage	Second Dose	Percentage*	Precaution Dose	Percentage
Alappuzha	1704179	1606900	94%	1518488	89%	193925	14%
Ernakulam	2954098	3113478	105%	2692691	91%	286576	11%
Idukki	869082	898055	103%	763167	88%	51937	7%
Kannur	1913861	2008760	105%	1807733	94%	160148	9%
Kasaragod	992363	972444	98%	830664	84%	51616	7%
Kollam	2093511	2071821	99%	1830489	87%	175191	10%
Kottayam	1562022	1561268	100%	1399310	90%	159476	12%
Kozhikode	2499523	2516992	101%	2140597	86%	154691	8%
Malappuram	2988358	3143065	105%	2559772	86%	125700	5%
Palakkad	2140261	2157410	101%	1903436	89%	167661	10%
Pathanamthitta	1036488	1092601	105%	940065	91%	148447	17%
Thiruvananthapuram	2675400	2711680	101%	2391555	89%	271511	12%
Thrissur	2545664	2445443	96%	2309024	91%	284798	13%
Wayanad	659698	691309	105%	611551	93%	42637	7%
<b>Grand Total</b>	<b>2,66,34,508</b>	<b>2,69,91,226</b>	<b>101%</b>	<b>2,36,98,542</b>	<b>89%</b>	<b>2274314</b>	<b>10%</b>

\*Revised target population(> 18 years) as per MOHFW is 2.67 crores

\*As per letter from Additional Secretary MOHFW- D O No 2317579/2021/Imm dated 15/09/2021

TABLE 10. Achievement for the day 18/07/2022 midnight

Daily achievement		18/07/2022		
District	First Dose	Second Dose	Precaution dose	Total Doses Administered
Alappuzha	64	217	5843	6124
Ernakulam	101	379	2181	2661
Idukki	63	218	2335	2616
Kannur	86	223	2362	2671
Kasaragod	259	498	1331	2088
Kollam	93	367	7395	7855
Kottayam	23	86	1841	1950
Kozhikode	335	767	6273	7375
Malappuram	2530	1779	3849	8158
Palakkad	466	658	3182	4306
Pathanamthitta	22	52	2635	2709
Thiruvananthapuram	124	454	6475	7053
Thrissur	167	508	4071	4746
Wayanad	96	128	734	958
<b>Grand Total</b>	<b>4429</b>	<b>6334</b>	<b>50507</b>	<b>61270</b>

\*\* Vaccine stock details couldn't be downloaded from e-VIN portal as the portal is down.

TABLE11.COVID Vaccination related sites

<a href="mailto:support@cowin.gov.in">support@cowin.gov.in</a> <a href="https://www.cowin.gov.in/home">https://www.cowin.gov.in/home</a> <a href="https://dashboard.kerala.gov.in/">https://dashboard.kerala.gov.in/</a> <a href="https://dhs.kerala.gov.in/https://aogyakeralam.gov.in/https://sha.kerala.gov.in/">https://dhs.kerala.gov.in/https://aogyakeralam.gov.in/https://sha.kerala.gov.in/</a>
---

TABLE10.COVID Vaccination related Helpline numbers

National/State/District	Line1	Line2	Line3
National Helpline	1075	+91 1123978046	0120 4473222
Disha	1056	04712552056	
StateCallCenter	04712309251	04712309252	04712309255
Thiruvananthapuram	9188610100	1077	
Kollam	04742797609	8589015556	
Pathanamthitta	04682222515	04682228220	
Alappuzha	04772239999		
Kottayam	04812565200	04812304800	04812581900
Idukki	18004255640	04862232220	04862233118
Ernakulam	9072303861		
Thrissur	9400066921	9400066922	9400066923
Palakkad	04912505264	04912505189	8943341439
Malappuram	04832733253	04832737858	04832733252
Kozhikode	7594001442		
Wayanad	04936202343	04936202375	9072510900
Kannur	04972700194		
Kasargod	9061076590	9061079244	9061078026