



കേരള സർക്കാർ

www.health.kerala.gov.in

**COVID-19 OUTBREAK CONTROL AND PREVENTION STATE CELL
HEALTH&FAMILY WELFARE DEPARTMENT**

controlroomdhskerala@gmail.com

www.dhs.kerala.gov.in

Kerala HEALTH-COVID-19 DAILY VACCINATION BULLETIN

Date: 19/07/2022

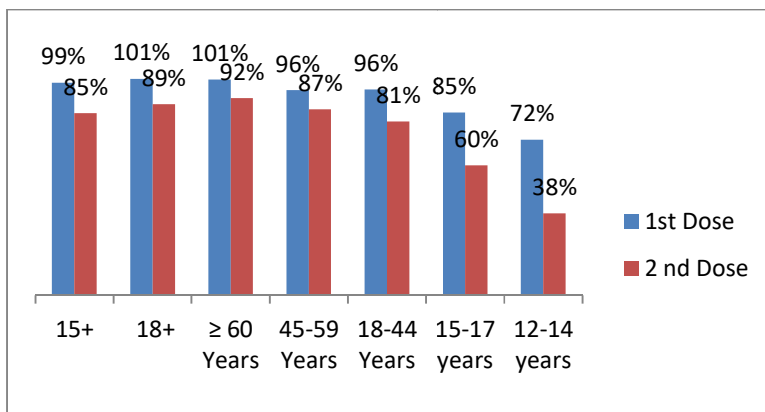
**OUR HEALTH OUR RESPONSIBILITY
VACCINE ADVISORY**

- *People who are vaccinated with Covid Vaccine are reported to have reduced Covid related ICU admissions, serious disease and death.*
- *Early vaccination is useful to safeguard our life from this deadly disease.*
- *Vaccination sessions are planned as per the availability of vaccine. All are requested to cooperate.*
- *After receiving the first dose, second dose of Covishield vaccine is to be taken between 12–16weeks and second dose of Covaxin between 4-6 weeks.*
- *Covid vaccination is currently available to all above 12years. Children in 12-14 age group will get Corbevax and Children in 15-18 age group will get Covaxin.*
- *All person above 18 years will get precaution dose after 9 months or 39 weeks from the second dose. Health Staffs, Frontline workers and people above 60 years will get precaution dose free of cost from government CVC and others will get precaution dose from private CVC at the rate fixed by the Government . The Same vaccine administered as first and second dose is to be taken as precaution dose. People above 60 years with co-morbidities should take medical advice before receiving precaution dose.*
- *Vaccination is available free of cost in all Government covid vaccination centers, and at a nominal rate (as per the Gol order F.No.2079203/2021/Immunization) in selected private Hospitals.*
- **ENSURE ALL YOUR ELIGIBLE FAMILY MEMBERS ARE PROTECTED BY RECEIVING ANY OF THE AVAILABLE COVID VACCINE.**
- **“COVAXIN, COVISHIELD AND CORBEVAX ARE EQUALLY EFFECTIVE AND SAFE”**
- **“BE FULLY PROTECTED – GET THE SECOND DOSE AND PRECAUTION DOSE AT YOUR SCHEDULED TIME”**

ANALYSIS


COVID-19 mass vaccinations are showing signs of preventing illness and steep decline in cases and hospital admissions in countries which done vaccination. Kerala started its vaccination for health care workers from January 16, 2021. The COVID-19 Vaccines Operational Guidelines issued by the Ministry of Health and Family Welfare, Govt. of India, 28th December 2020 and all subsequent Guidelines issued by Ministry of Health and Family Welfare, Govt of India are followed at the sites and all vaccination lanes

Summary of COVID Vaccine Administered as on 19/07/2022 midnight



- 99%** of eligible population vaccinated with a single dose till July 19
- 85%** of eligible population vaccinated with double dose till July 19
- State has vaccinated about **85%** of children aged 15 - 17 years with a single dose

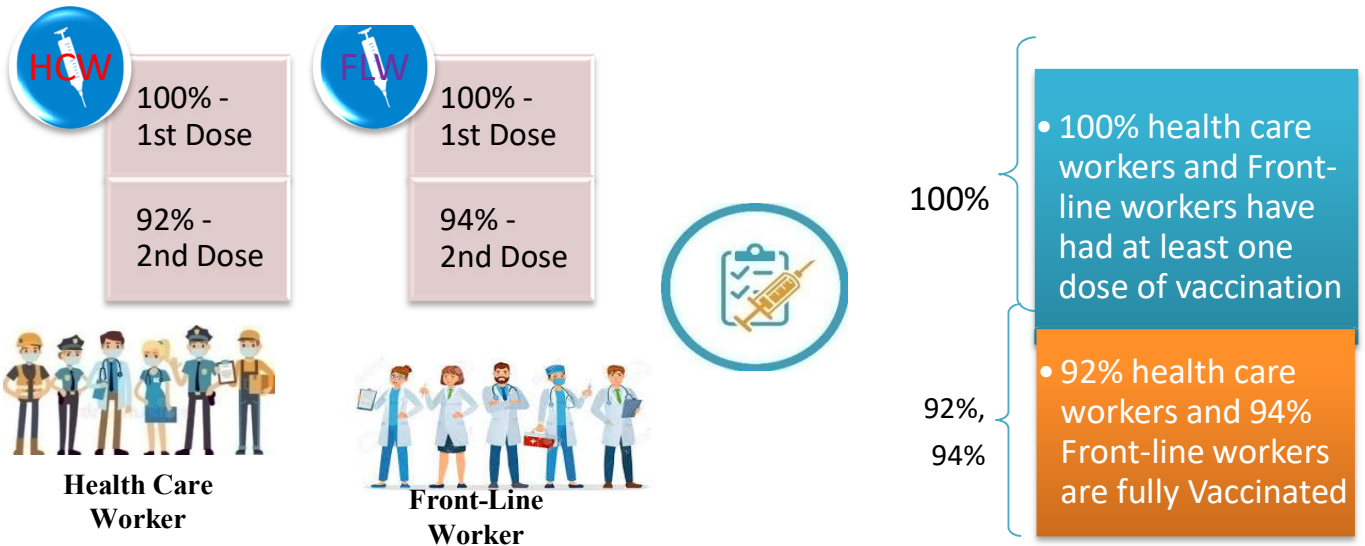
Time Line of Vaccination Coverage



Kerala began administration of COVID 19 Vaccines on 16th January, 2021. As of 19th July 2022, Kerala has administered over 55 million doses overall, including first and second doses of vaccines.

Over 99 per cent of the eligible population (15 + years) in Kerala has been administered the first dose of the Covid-19 vaccine. The state has achieved the target within 510 days since the beginning of the vaccination drive on January 16, 2021

Health Care Workers & Front-line Workers Vaccinated



Are You Vaccinated? You Still Need to Practice: SMS

- Even after vaccination, follow COVID appropriate behavior
- Practice Social Distancing and greet without physical contact
- Always wear clean face mask
- Wash your hands thoroughly and frequently or use hand sanitizer
- Follow the current COVID 19 guidelines to prevent further spread
- Stay Safe. Stay Strong. Get Vaccinated



Even After Getting Vaccinated Keep Taking Precautions to Protect Your Self



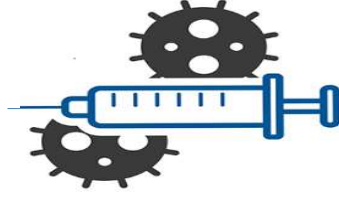
The Race Towards Full Vaccination - Weekly Trend

2nd – 8th July 2022

Kerala Administered over

0.99 Lakh

COVID Vaccine Doses during 2nd to 8th July, 2022



From 2nd to 8th July 2022 on average

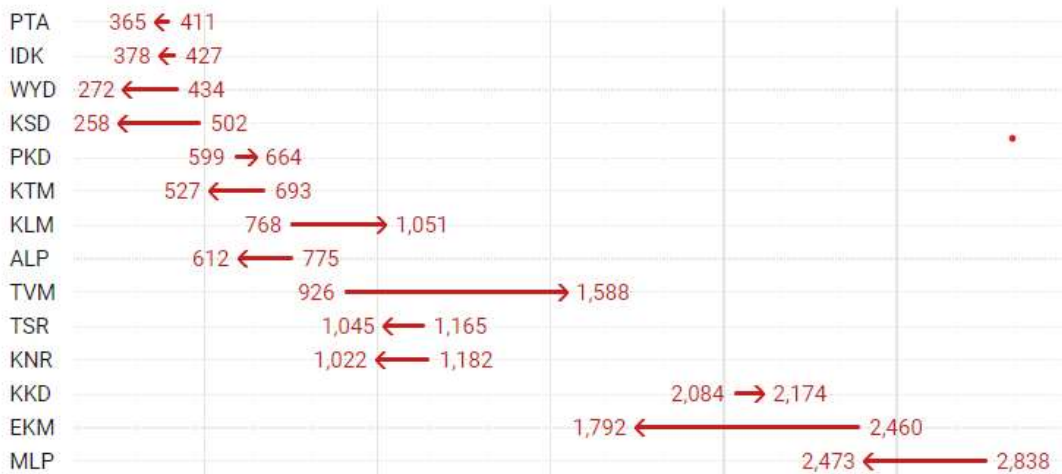
0.14 lakh

doses were administered daily.

Average Doses Administered Per day per week (in 1000)



Trend in average per day vaccination (in 1000) for the last two weeks

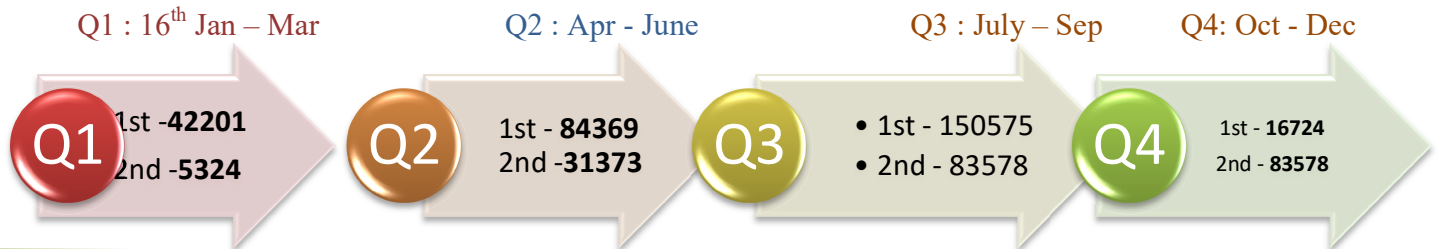


Race Against Time – Vaccination Quarterly Status

(Q1:16th Jan-Mar, Q2: Apr-June, Q3: July-Sep, Q4: Oct - Dec)

Daily Average Doses Administered per Quarter

In the first Quarter, only 42201 first doses and 5324 second doses were administered daily on average. During the second, third and fourth quarters, the daily vaccination of the first and second doses increased significantly.



Vaccination Achievement per Quarter

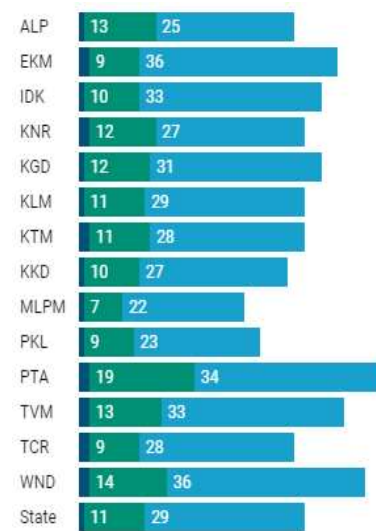
In the third quarter of the immunization drive, 52% of the eligible population (18 + age) in Kerala were given the first dose and 29% the second dose.

■ Q1 ■ Q2 ■ Q3

First Dose

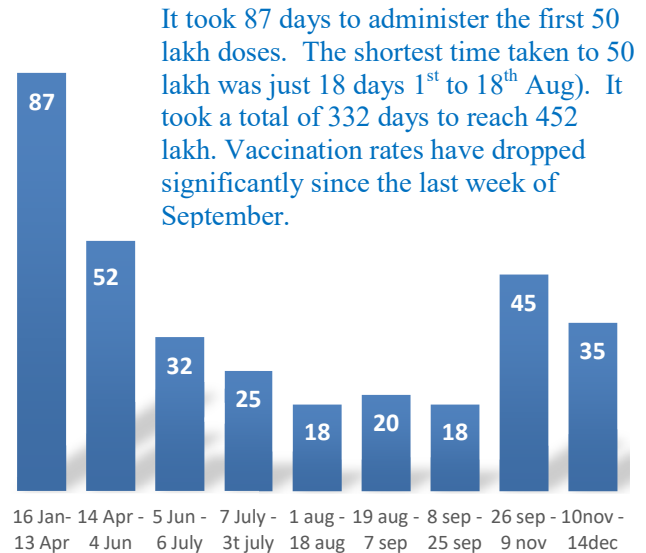


Second Dose



Dose Progression

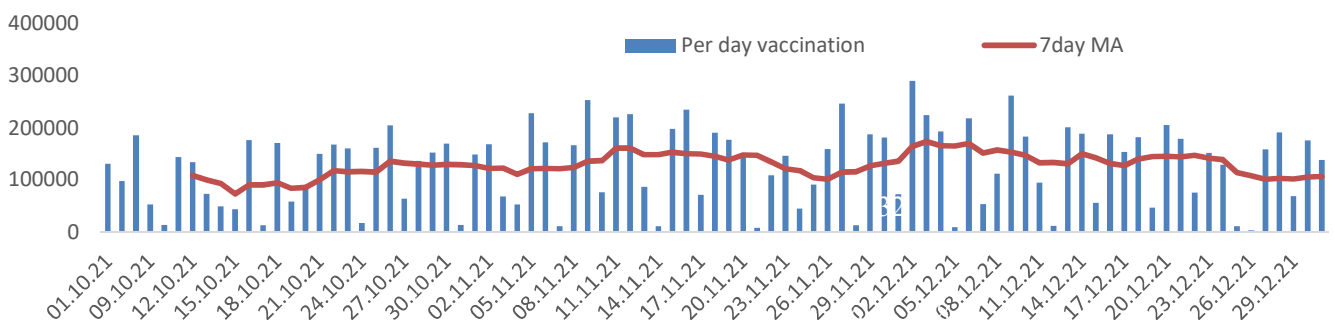
The chart shows the days taken for total COVID-19 Vaccination doses (both first and second) in Kerala to cross every 50 lakh dose mark



It took 87 days to administer the first 50 lakh doses. The shortest time taken to 50 lakh was just 18 days 1st to 18th Aug). It took a total of 332 days to reach 452 lakh. Vaccination rates have dropped significantly since the last week of September.

Vaccine Administered per Day and 7 days Moving Average in Last Quarter (Oct -Dec)

The seven-day moving average of daily doses in the last quarter showed a peak on December 2nd and continued to fluctuate thereafter



Important Message to the Public

- a. *Infection or infection rate is only a part and disease manifestation of disease is to be monitored*
- b. *Fatality among vaccinated people is very less. Disease severity among vaccinated people is less.*
- c. *People with comorbidity should be careful. Once detected covid positive they should get admitted and do not stay at home.*
- d. *Death in covid positive cases are among unvaccinated people, especially having comorbidities like Diabetes and Hypertension*
- e. *Late arrival to hospitals is one of the reason for Death among people with comorbidities*
- f. *Vaccinated people, only if symptomatic are advised to consult Doctor.*
- g. *Non Vaccinated people, if symptomatic, may do RTPCR test*
- h. *Antigen testing is only for emergency purpose*
- i. *Non vaccinated people with co-morbidities to do testing by RTPCR and consult doctor*
- j. *Repeat RTPCR is not needed among the people who are detected COVID positive in the previous 2 months*
- k. *All young person detected positive and at home isolation should do glucose test*

TABLE1.Total Vaccination done in the State as on 19/07/2022 midnight

State Summary (15+ years)-Total doses administered till 20/07/2022 at 12 AM								
District	Target	First Dose	Percent age	Second Dose	Percentage*	Precaution Dose	Percentage	Total doses administered
Alappuzha	1829568	1737541	95%	1621701	89%	195951	14%	35,55,193
Ernakulam	3217878	3308266	104%	2828494	89%	290000	11%	64,26,760
Idukki	950762	960745	101%	808682	85%	54944	8%	18,24,371
Kannur	2100307	2164334	103%	1915413	91%	163946	10%	42,43,693
Kasaragod	1092141	1053891	96%	879575	80%	52564	7%	19,86,030
Kollam	2268371	2225994	98%	1936029	85%	181811	11%	43,43,834
Kottayam	1704500	1678659	99%	1483721	87%	164367	13%	33,26,747
Kozhikode	2746273	2685328	98%	2227680	81%	156415	8%	50,69,423
Malappuram	3386535	3437780	101%	2672828	79%	128287	6%	62,38,895
Palakkad	2349082	2329245	99%	2017571	86%	172242	10%	45,19,058
Pathanamthitta	1118564	1156464	103%	988902	88%	150272	17%	22,95,638
Thiruvananthapuram	2914006	2894658	99%	2515142	86%	274236	12%	56,84,036
Thrissur	2767777	2644359	95%	2460342	89%	297320	14%	54,02,021
Wayanad	716933	747597	104%	647378	90%	43491	7%	14,38,466
Grand Total	29,162,697	2,90,24,861	99%	2,50,03,458	85%	23,25,846	11%	5,63,54,165

TABLE2.Covid-19 Vaccination Center Functional in the State as on 19/07/2022 midnight(20/07/2022 12AM)

DISTRICTS	12+	15+	18+	Total
Alappuzha	1	0	13	14
Ernakulam	6	20	68	94
Idukki	1	3	45	49
Kannur	8	10	41	59
Kasaragod	4	8	51	63
Kollam	4	10	51	65
Kottayam	1	1	83	85
Kozhikode	10	11	110	131
Malappuram	14	10	31	55
Palakkad	10	20	68	98
Pathanamthitta	0	7	35	42
Thiruvananthapuram	1	3	40	44
Thrissur	6	82	110	198
Wayanad	1	5	37	43
GrandTotal	67	190	783	1040

TABLE3. Health Care Workers Coverage as on 19/07/2022 midnight

<i>DISTRICT</i>	<i>1st DOSE</i>	<i>2nd Dose</i>	<i>% fully vaccinated</i>	<i>Precaution dose</i>	<i>Precaution dose (%) *</i>
Alappuzha	29022	27245	94%	14588	54%
Ernakulam	85572	75865	89%	33619	45%
Idukki	13556	13020	96%	6409	50%
Kannur	40390	37559	93%	19380	52%
Kasaragod	11611	10825	93%	5083	47%
Kollam	36043	33838	94%	16257	48%
Kottayam	38707	36334	94%	18088	50%
Kozhikode	52735	47971	91%	19228	40%
Malappuram	44834	42016	94%	19050	46%
Palakkad	34677	32028	92%	16462	52%
Pathanamthitta	29337	25104	86%	12732	51%
Thiruvananthapuram	73434	66432	90%	29257	44%
Thrissur	51910	49217	95%	28134	57%
Wayanad	13979	13298	95%	6749	51%
Grand Total	555807	510752	92%	245036	48%

1st Dose coverage for HCW is 100%

*Proportion of beneficiaries who are eligible (completed 9 months after 2nd dose)

TABLE4. Frontline workers Coverage as on 19/07/2022 midnight

<i>DISTRICT</i>	<i>1st dose</i>	<i>2nd Dose</i>	<i>% fully vaccinated</i>	<i>Precaution dose</i>	<i>Precaution dose(%) *</i>
Alappuzha	39131	36765	94%	14243	39%
Ernakulam	54937	50373	92%	19640	39%
Idukki	22995	21352	93%	6113	29%
Kannur	41386	39982	97%	13770	35%
Kasaragod	24615	22494	91%	6596	30%
Kollam	42235	38868	92%	11490	30%
Kottayam	32141	30616	95%	11942	39%
Kozhikode	55273	52575	95%	10311	20%
Malappuram	53920	51299	95%	14899	29%
Palakkad	48097	45561	95%	17931	40%
Pathanamthitta	25251	22545	89%	7777	35%
Thiruvananthapuram	73011	67667	93%	25441	38%
Thrissur	41910	40751	97%	19846	49%
Wayanad	17021	16098	95%	4338	27%
Grand Total	571923	536946	94%	184337	35%

1st Dose coverage for FLW is 100%

*Proportion of beneficiaries who are eligible (completed 9 months after 2nd dose)

TABLE5.Age-Appropriate Group (45-59 Years) Coverage as on 19/07/2022 midnight

Table 5: Age appropriate group (45-59 years) coverage							
45-59 years Coverage as on		20/07/2022		at 12 AM			
District	Target	1st Dose Coverage	Percentage	2nd Dose Coverage	Percentage fully vaccinated	Precaution dose	%
Alappuzha	535436	439059	82%	416811	78%	11596	3%
Ernakulam	809349	783913	97%	704227	87%	20863	3%
Idukki	237564	247012	104%	219451	92%	3299	2%
Kannur	527295	516023	98%	481066	91%	8836	2%
Kasaragod	253027	252319	100%	224325	89%	2479	1%
Kollam	541201	560267	104%	503670	93%	12583	3%
Kottayam	478470	414283	87%	375618	79%	8626	2%
Kozhikode	658949	655405	99%	582883	88%	9530	2%
Malappuram	733338	723244	99%	630598	86%	6817	1%
Palakkad	614226	547346	89%	501069	82%	10267	2%
Pathanamthitta	264372	281904	107%	252083	95%	7287	3%
Thiruvananthapuram	735836	681886	93%	614720	84%	19255	3%
Thrissur	689418	664222	96%	626883	91%	25949	4%
Wayanad	170537	177147	104%	164355	96%	1618	1%
Grand Total	7249018	69,44,030	96%	62,97,759	87%	149005	2%

TABLE6.Age-Appropriate Group (≥60 Years) Coverage as on 19/07/2022midnight

Table 6: Age appropriate group (≥ 60 years) coverage							
≥ 60 years Coverage as on		20/07/2022		at 12 AM			
District	Target	1st Dose Coverage	Percentage	2nd Dose Coverage	Percentage fully vaccinated	Precaution dose	%
Alappuzha	424565	429188	101%	401368	95%	146554	37%
Ernakulam	673885	676569	100%	621956	92%	191322	31%
Idukki	193981	194618	100%	173344	89%	36143	21%
Kannur	438602	444587	101%	413128	94%	115098	28%
Kasaragod	182460	181737	100%	160484	88%	36056	23%
Kollam	497558	499670	100%	455951	92%	132033	30%
Kottayam	418008	419852	100%	384931	92%	118638	32%
Kozhikode	526896	529371	100%	480664	91%	109338	23%
Malappuram	477642	488247	102%	435327	91%	81852	19%
Palakkad	437708	439893	100%	402675	92%	119869	31%
Pathanamthitta	311297	312385	100%	281085	90%	116373	42%
Thiruvananthapuram	630465	633218	100%	572285	91%	181737	32%
Thrissur	581781	588370	101%	559032	96%	203704	37%
Wayanad	128009	128326	100%	114536	89%	29416	26%
Grand Total	5922857	59,66,031	101%	54,56,766	92%	16,18,133	30%

TABLE 6. Age-Appropriate Group (18-44 Years) Coverage as on 19/07/2022 midnight

18-44 years Coverage as on 20/07/2022 at 12 AM							
District	Target	First Dose					
		1st Dose Coverage	Percentage	2nd Dose Coverage	Percentage fully vaccinated	Precaution dose	%
Alappuzha	744178	670511	90%	636339	86%	8970	2%
Ernakulam	1470864	1512571	103%	1240569	84%	24556	2%
Idukki	437537	419900	96%	336140	77%	2980	1%
Kannur	947964	966422	102%	836211	88%	6862	1%
Kasaragod	556876	502190	90%	412642	74%	2350	1%
Kollam	1054752	933705	89%	798564	76%	9448	1%
Kottayam	665544	656354	99%	572116	86%	7073	1%
Kozhikode	1313678	1224254	93%	976669	74%	8008	1%
Malappuram	1777378	1832917	103%	1400869	79%	5669	0%
Palakkad	1088327	1087469	100%	922428	85%	7713	1%
Pathanamthitta	460819	443752	96%	359360	78%	6103	2%
Thiruvananthapuram	1309099	1250182	95%	1070646	82%	18546	2%
Thrissur	1274465	1099116	86%	1033694	81%	19687	2%
Wayanad	361152	354846	98%	303302	84%	1370	0%
Grand Total	13462633	1,29,54,189	96%	1,08,99,549	81%	129335	1%
*Among those who have taken first dose							

TABLE 7. Age-Appropriate Group (15-17 Years) Coverage as on 19/07/2022 midnight

15-17 years Coverage as on 20/07/2022 at 12 AM					
District	Target	1st Dose Coverage	Percentage	2nd Dose Coverage	Percentage fully vaccinated
Alappuzha	80832	80067	99%	66597	82%
Ernakulam	140530	120282	86%	92256	66%
Idukki	51339	38959	76%	30980	60%
Kannur	97722	102371	105%	76210	78%
Kasaragod	60496	52505	87%	35767	59%
Kollam	105234	99396	94%	73644	70%
Kottayam	85400	71915	84%	55589	65%
Kozhikode	143028	114086	80%	64487	45%
Malappuram	241212	191429	79%	92281	38%
Palakkad	132742	117808	89%	86382	65%
Pathanamthitta	48854	40741	83%	32778	67%
Thiruvananthapuram	145238	114121	79%	80847	56%
Thrissur	123540	125882	102%	99679	81%
Wayanad	29245	36874	126%	25610	88%
Grand Total	15,34,000	13,06,436	85%	9,13,107	60%

Table 8: Age appropriate group (12-14 years) Coverage as on 19/07/2022 midnight

12-14 years Coverage as on 20/07/2022 at 12 AM					
District	Target	1st Dose Coverage	Percentage	2nd Dose Coverage	Percentage fully vaccinated
Alappuzha	43284	50563	117%	36576	85%
Ernakulam	90244	74422	82%	43248	48%
Idukki	29672	23705	80%	14395	49%
Kannur	89079	53155	60%	31257	35%
Kasaragod	39968	28914	72%	13038	33%
Kollam	69984	54678	78%	31494	45%
Kottayam	55571	45407	82%	28517	51%
Kozhikode	103644	54204	52%	22431	22%
Malappuram	159652	103189	65%	20438	13%
Palakkad	75249	53955	72%	27428	36%
Pathanamthitta	33203	23094	70%	15947	48%
Thiruvananthapuram	93804	68806	73%	42545	45%
Thrissur	99789	72949	73%	51086	51%
Wayanad	27857	19404	70%	10179	37%
Grand Total	10,11,000	7,26,445	72%	3,88,579	38%

TABLE9.State Summary (18+) as on 19/07/2022 midnight

State Summary (18+) 20/07/2022 at 12 AM							
District	Target	First Dose	Percentage	Second Dose	Percentage*	Precaution Dose	Percentage
Alappuzha	1704179	1606911	94%	1518528	89%	195951	14%
Ernakulam	2954098	3113562	105%	2692990	91%	290000	11%
Idukki	869082	898081	103%	763307	88%	54944	8%
Kannur	1913861	2008808	105%	1807946	94%	163946	10%
Kasaragod	992363	972472	98%	830770	84%	52564	7%
Kollam	2093511	2071920	99%	1830891	87%	181811	11%
Kottayam	1562022	1561337	100%	1399615	90%	164367	13%
Kozhikode	2499523	2517038	101%	2140762	86%	156415	8%
Malappuram	2988358	3143162	105%	2560109	86%	128287	6%
Palakkad	2140261	2157482	101%	1903761	89%	172242	10%
Pathanamthitta	1036488	1092629	105%	940177	91%	150272	17%
Thiruvananthapuram	2675400	2711731	101%	2391750	89%	274236	12%
Thrissur	2545664	2445528	96%	2309577	91%	297320	14%
Wayanad	659698	691319	105%	611589	93%	43491	7%
Grand Total	2,66,34,508	2,69,91,980	101%	2,37,01,772	89%	2325846	11%

*Revised target population(> 18 years) as per MOHFW is 2.67 crores

*As per letter from Additional Secretary MOHFW- D O No 2317579/2021/Imm dated 15/09/2021

TABLE 10. Achievement for the day 19/07/2022 midnight

Daily achievement		19/07/2022		
District	First Dose	Second Dose	Precaution dose	Total Doses Administered
Alappuzha	15	45	1914	1974
Ernakulam	263	556	3424	4243
Idukki	33	182	2973	3188
Kannur	330	510	3797	4637
Kasaragod	495	1356	947	2798
Kollam	208	803	6620	7631
Kottayam	69	305	4872	5246
Kozhikode	77	370	1720	2167
Malappuram	1254	974	2576	4804
Palakkad	1051	995	4577	6623
Pathanamthitta	30	119	1741	1890
Thiruvananthapuram	61	205	2710	2976
Thrissur	164	946	12522	13632
Wayanad	12	42	854	908
Grand Total	4062	7408	51247	62717

** Vaccine stock details couldn't be downloaded from e-VIN portal as the portal is down.

TABLE11.COVID Vaccination related sites

support@cowin.gov.in https://www.cowin.gov.in/home https://dashboard.kerala.gov.in/ https://dhs.kerala.gov.in/https://aogyakeralam.gov.in/https://sha.kerala.gov.in/

TABLE10.COVID Vaccination related Helpline numbers

National/State/District	Line1	Line2	Line3
National Helpline	1075	+91 1123978046	0120 4473222
Disha	1056	04712552056	
StateCallCenter	04712309251	04712309252	04712309255
Thiruvananthapuram	9188610100	1077	
Kollam	04742797609	8589015556	
Pathanamthitta	04682222515	04682228220	
Alappuzha	04772239999		
Kottayam	04812565200	04812304800	04812581900
Idukki	18004255640	04862232220	04862233118
Ernakulam	9072303861		
Thrissur	9400066921	9400066922	9400066923
Palakkad	04912505264	04912505189	8943341439
Malappuram	04832733253	04832737858	04832733252
Kozhikode	7594001442		
Wayanad	04936202343	04936202375	9072510900
Kannur	04972700194		
Kasargod	9061076590	9061079244	9061078026