



കേരള സർക്കാർ

www.health.kerala.gov.in

**COVID-19 OUTBREAK CONTROL AND PREVENTION STATE CELL
HEALTH&FAMILY WELFARE DEPARTMENT**

controlroomdhskerala@gmail.com

www.dhs.kerala.gov.in

Kerala HEALTH-COVID-19 DAILY VACCINATION BULLETIN

Date: 20/07/2022

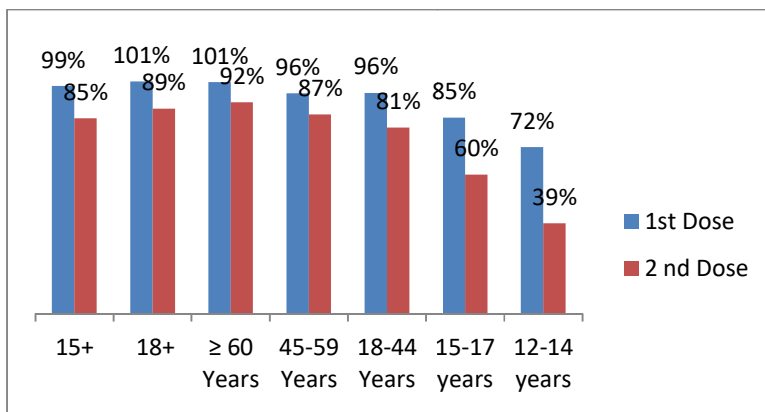
**OUR HEALTH OUR RESPONSIBILITY
VACCINE ADVISORY**

- *People who are vaccinated with Covid Vaccine are reported to have reduced Covid related ICU admissions, serious disease and death.*
- *Early vaccination is useful to safeguard our life from this deadly disease.*
- *Vaccination sessions are planned as per the availability of vaccine. All are requested to cooperate.*
- *After receiving the first dose, second dose of Covishield vaccine is to be taken between 12–16weeks and second dose of Covaxin between 4-6 weeks.*
- *Covid vaccination is currently available to all above 12years. Children in 12-14 age group will get Corbevax and Children in 15-18 age group will get Covaxin.*
- *All person above 18 years will get precaution dose after 9 months or 39 weeks from the second dose. Health Staffs, Frontline workers and people above 60 years will get precaution dose free of cost from government CVC and others will get precaution dose from private CVC at the rate fixed by the Government . The Same vaccine administered as first and second dose is to be taken as precaution dose. People above 60 years with co-morbidities should take medical advice before receiving precaution dose.*
- *Vaccination is available free of cost in all Government covid vaccination centers, and at a nominal rate (as per the Gol order F.No.2079203/2021/Immunization) in selected private Hospitals.*
- **ENSURE ALL YOUR ELIGIBLE FAMILY MEMBERS ARE PROTECTED BY RECEIVING ANY OF THE AVAILABLE COVID VACCINE.**
- **“COVAXIN, COVISHIELD AND CORBEVAX ARE EQUALLY EFFECTIVE AND SAFE”**
- **“BE FULLY PROTECTED – GET THE SECOND DOSE AND PRECAUTION DOSE AT YOUR SCHEDULED TIME”**

ANALYSIS

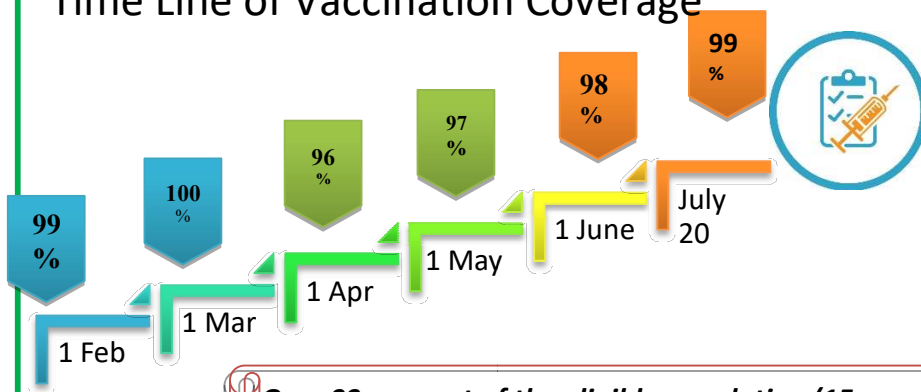
COVID-19 mass vaccinations are showing signs of preventing illness and steep decline in cases and hospital admissions in countries which done vaccination. Kerala started its vaccination for health care workers from January 16, 2021. The COVID-19 Vaccines Operational Guidelines issued by the Ministry of Health and Family Welfare, Govt. of India, 28th December 2020 and all subsequent Guidelines issued by Ministry of Health and Family Welfare, Govt of India are followed at the sites and all vaccination lanes

Summary of COVID Vaccine Administered as on 20/07/2022 midnight



- 99%** of eligible population vaccinated with a single dose till July 20
- 85%** of eligible population vaccinated with double dose till July 20
- State has vaccinated about **85%** of children aged 15 - 17 years with a single dose

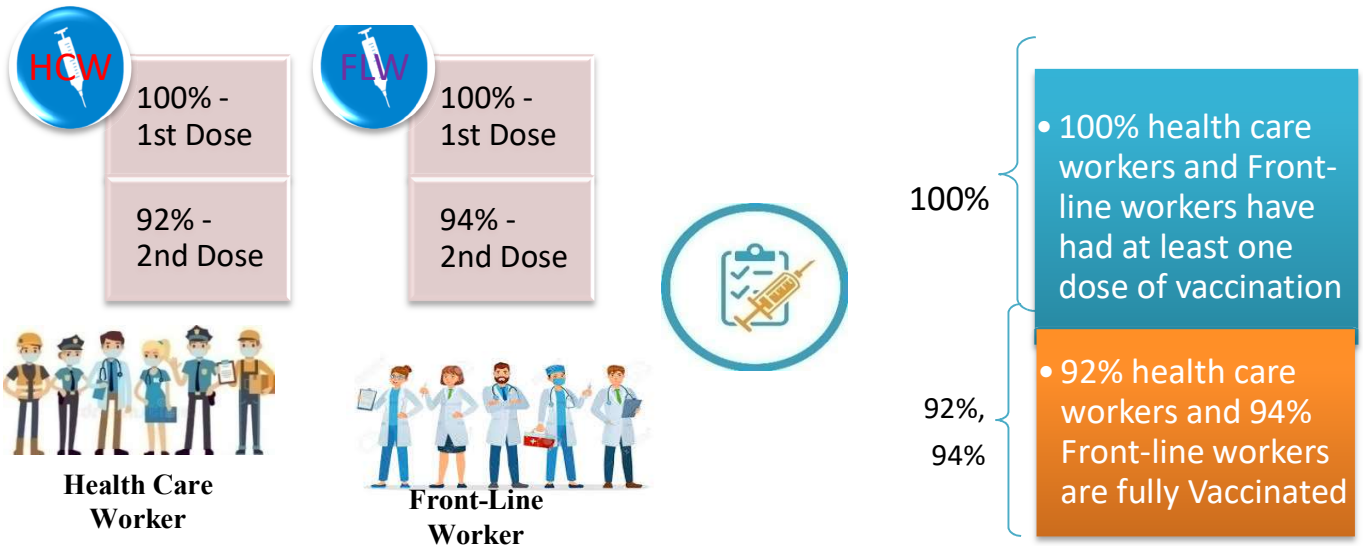
Time Line of Vaccination Coverage



Kerala began administration of COVID 19 Vaccines on 16th January, 2021. As of 20th July 2022, Kerala has administered over 55 million doses overall, including first and second doses of vaccines.

Over 99 per cent of the eligible population (15 + years) in Kerala has been administered the first dose of the Covid-19 vaccine. The state has achieved the target within 510 days since the beginning of the vaccination drive on January 16, 2021

Health Care Workers & Front-line Workers Vaccinated



Are You Vaccinated? You Still Need to Practice: SMS

- Even after vaccination, follow COVID appropriate behavior
- Practice Social Distancing and greet without physical contact
- Always wear clean face mask
- Wash your hands thoroughly and frequently or use hand sanitizer
- Follow the current COVID 19 guidelines to prevent further spread
- Stay Safe. Stay Strong. Get Vaccinated



Even After Getting Vaccinated Keep Taking Precautions to Protect Your Self



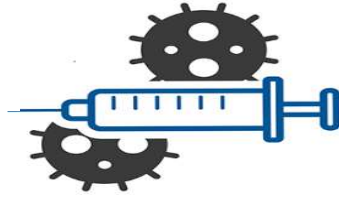
The Race Towards Full Vaccination - Weekly Trend

2nd – 8th July 2022

Kerala Administered over

0.99 Lakh

COVID Vaccine Doses during 2nd to 8th July, 2022



From 2nd to 8th July 2022 on average

0.14 lakh

doses were administered daily.

Average Doses Administered Per day per week (in 1000)



Trend in average per day vaccination (in 1000) for the last two weeks



Race Against Time – Vaccination Quarterly Status

(Q1:16th Jan-Mar, Q2: Apr-June, Q3: July-Sep, Q4: Oct - Dec)

Daily Average Doses Administered per Quarter

In the first Quarter, only 42201 first doses and 5324 second doses were administered daily on average. During the second, third and fourth quarters, the daily vaccination of the first and second doses increased significantly.



Vaccination Achievement per Quarter

In the third quarter of the immunization drive, 52% of the eligible population (18 + age) in Kerala were given the first dose and 29% the second dose.

■ Q1 ■ Q2 ■ Q3

First Dose

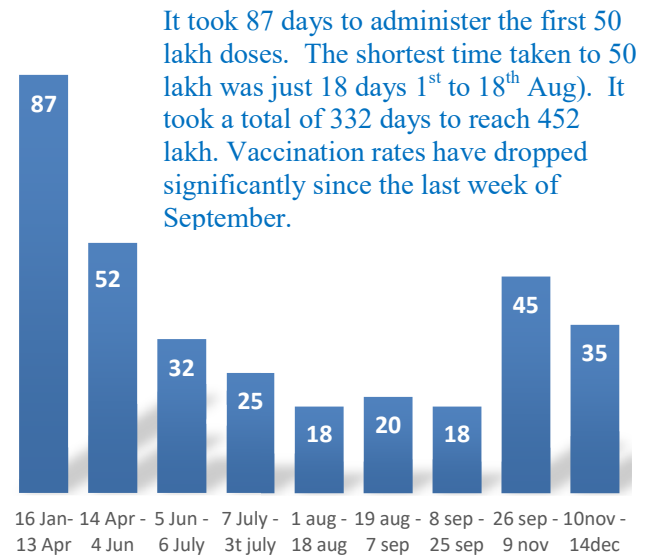


Second Dose



Dose Progression

The chart shows the days taken for total COVID-19 Vaccination doses (both first and second) in Kerala to cross every 50 lakh dose mark



Vaccine Administered per Day and 7 days Moving Average in Last Quarter (Oct -Dec)

The seven-day moving average of daily doses in the last quarter showed a peak on December 2nd and continued to fluctuate thereafter



Important Message to the Public

- a. *Infection or infection rate is only a part and disease manifestation of disease is to be monitored*
- b. *Fatality among vaccinated people is very less. Disease severity among vaccinated people is less.*
- c. *People with comorbidity should be careful. Once detected covid positive they should get admitted and do not stay at home.*
- d. *Death in covid positive cases are among unvaccinated people, especially having comorbidities like Diabetes and Hypertension*
- e. *Late arrival to hospitals is one of the reason for Death among people with comorbidities*
- f. *Vaccinated people, only if symptomatic are advised to consult Doctor.*
- g. *Non Vaccinated people, if symptomatic, may do RTPCR test*
- h. *Antigen testing is only for emergency purpose*
- i. *Non vaccinated people with co-morbidities to do testing by RTPCR and consult doctor*
- j. *Repeat RTPCR is not needed among the people who are detected COVID positive in the previous 2 months*
- k. *All young person detected positive and at home isolation should do glucose test*

TABLE1.Total Vaccination done in the State as on 20/07/2022 midnight

State Summary (15+ years)-Total doses administered till 21/07/2022 at 12 AM								
District	Target	First Dose	Percent age	Second Dose	Percentage*	Precaution Dose	Percentage	Total doses administered
Alappuzha	1829568	1737543	95%	1621724	89%	196352	14%	35,55,619
Ernakulam	3217878	3308276	104%	2828545	89%	290365	12%	64,27,186
Idukki	950762	960806	101%	808737	85%	55378	8%	18,24,921
Kannur	2100307	2164342	103%	1915434	91%	164166	10%	42,43,942
Kasaragod	1092141	1054034	96%	879885	81%	52964	7%	19,86,883
Kollam	2268371	2226006	98%	1936047	85%	182113	11%	43,44,166
Kottayam	1704500	1678666	99%	1483735	87%	164535	13%	33,26,936
Kozhikode	2746273	2685423	98%	2227823	81%	157069	8%	50,70,315
Malappuram	3386535	3439640	101%	2674371	79%	129773	6%	62,43,784
Palakkad	2349082	2329522	99%	2017854	86%	172960	10%	45,20,336
Pathanamthitta	1118564	1156473	103%	988907	88%	150330	17%	22,95,710
Thiruvananthapuram	2914006	2894669	99%	2515179	86%	274562	12%	56,84,410
Thrissur	2767777	2644367	95%	2460366	89%	297497	14%	54,02,230
Wayanad	716933	747693	104%	647581	90%	44333	8%	14,39,607
Grand Total	29,162,697	2,90,27,460	99%	2,50,06,188	85%	23,32,397	11%	5,63,66,045

TABLE2.Covid-19 Vaccination Center Functional in the State as on 20/07/2022 midnight(21/07/2022 12AM)

DISTRICTS	12+	15+	18+	Total
Alappuzha	1	0	5	6
Ernakulam	0	2	29	31
Idukki	0	1	6	7
Kannur	0	1	10	11
Kasaragod	0	7	36	43
Kollam	1	1	8	10
Kottayam	0	0	6	6
Kozhikode	0	0	12	12
Malappuram	15	9	20	44
Palakkad	4	4	10	18
Pathanamthitta	0	0	4	4
Thiruvananthapuram	0	2	10	12
Thrissur	1	1	21	23
Wayanad	1	3	13	17
GrandTotal	23	31	190	244

TABLE3. Health Care Workers Coverage as on 20/07/2022 midnight

<i>DISTRICT</i>	<i>1st DOSE</i>	<i>2nd Dose</i>	<i>% fully vaccinated</i>	<i>Precaution dose</i>	<i>Precaution dose (%) *</i>
Alappuzha	29022	27245	94%	14590	54%
Ernakulam	85572	75866	89%	33632	45%
Idukki	13556	13022	96%	6514	50%
Kannur	40390	37560	93%	19383	52%
Kasaragod	11611	10825	93%	5085	47%
Kollam	36043	33839	94%	16258	48%
Kottayam	38707	36334	94%	18088	50%
Kozhikode	52735	47972	91%	19252	40%
Malappuram	44834	42016	94%	19080	46%
Palakkad	34677	32028	92%	16471	52%
Pathanamthitta	29337	25104	86%	12739	51%
Thiruvananthapuram	73434	66432	90%	29280	44%
Thrissur	51910	49217	95%	28139	57%
Wayanad	13979	13298	95%	6759	51%
Grand Total	555807	510758	92%	245270	48%

1st Dose coverage for HCW is 100%

*Proportion of beneficiaries who are eligible (completed 9 months after 2nd dose)

TABLE4. Frontline workers Coverage as on 20/07/2022 midnight

<i>DISTRICT</i>	<i>1st dose</i>	<i>2nd Dose</i>	<i>% fully vaccinated</i>	<i>Precaution dose</i>	<i>Precaution dose(%) *</i>
Alappuzha	39131	36765	94%	14245	39%
Ernakulam	54937	50373	92%	19642	39%
Idukki	22995	21352	93%	6118	29%
Kannur	41386	39982	97%	13794	35%
Kasaragod	24615	22496	91%	6605	30%
Kollam	42235	38868	92%	11497	30%
Kottayam	32141	30616	95%	11944	39%
Kozhikode	55273	52575	95%	10320	20%
Malappuram	53920	51300	95%	14940	29%
Palakkad	48097	45562	95%	17939	40%
Pathanamthitta	25251	22545	89%	7778	35%
Thiruvananthapuram	73011	67667	93%	25452	38%
Thrissur	41910	40751	97%	19847	49%
Wayanad	17021	16098	95%	4354	27%
Grand Total	571923	536950	94%	184475	35%

1st Dose coverage for FLW is 100%

*Proportion of beneficiaries who are eligible (completed 9 months after 2nd dose)

TABLE5.Age-Appropriate Group (45-59 Years) Coverage as on 20/07/2022 midnight

Table 5: Age appropriate group (45-59 years) coverage							
45-59 years Coverage as on		21/07/2022		at 12 AM			
District	Target	1st Dose Coverage	Percentage	2nd Dose Coverage	Percentage fully vaccinated	Precaution dose	%
Alappuzha	535436	439060	82%	416812	78%	11725	3%
Ernakulam	809349	783914	97%	704230	87%	20929	3%
Idukki	237564	247013	104%	219453	92%	3375	2%
Kannur	527295	516026	98%	481068	91%	8894	2%
Kasaragod	253027	252321	100%	224334	89%	2677	1%
Kollam	541201	560270	104%	503672	93%	12690	3%
Kottayam	478470	414283	87%	375622	79%	8677	2%
Kozhikode	658949	655409	99%	582889	88%	9822	2%
Malappuram	733338	723252	99%	630626	86%	7429	1%
Palakkad	614226	547348	89%	501073	82%	10517	2%
Pathanamthitta	264372	281906	107%	252084	95%	7299	3%
Thiruvananthapuram	735836	681886	93%	614724	84%	19348	3%
Thrissur	689418	664223	96%	626885	91%	25994	4%
Wayanad	170537	177148	104%	164360	96%	1980	1%
Grand Total	7249018	69,44,059	96%	62,97,832	87%	151356	2%

TABLE6.Age-Appropriate Group (≥60 Years) Coverage as on 20/07/2022midnight

Table 6: Age appropriate group (≥ 60 years) coverage							
≥ 60 years Coverage as on		21/07/2022		at 12 AM			
District	Target	1st Dose Coverage	Percentage	2nd Dose Coverage	Percentage fully vaccinated	Precaution dose	%
Alappuzha	424565	429188	101%	401370	95%	146694	37%
Ernakulam	673885	676572	100%	621964	92%	191430	31%
Idukki	193981	194618	100%	173345	89%	36197	21%
Kannur	438602	444588	101%	413129	94%	115144	28%
Kasaragod	182460	181738	100%	160491	88%	36127	23%
Kollam	497558	499671	100%	455953	92%	132101	30%
Kottayam	418008	419853	100%	384933	92%	118678	32%
Kozhikode	526896	529373	100%	480669	91%	109449	23%
Malappuram	477642	488247	102%	435338	91%	82139	19%
Palakkad	437708	439893	100%	402676	92%	120002	31%
Pathanamthitta	311297	312386	100%	281086	90%	116383	42%
Thiruvananthapuram	630465	633218	100%	572287	91%	181787	32%
Thrissur	581781	588370	101%	559034	96%	203730	37%
Wayanad	128009	128326	100%	114539	89%	29569	26%
Grand Total	5922857	59,66,041	101%	54,56,814	92%	16,19,430	30%

TABLE 6. Age-Appropriate Group (18-44 Years) Coverage as on 20/07/2022 midnight

18-44 years Coverage as on 21/07/2022 at 12 AM							
District	Target	First Dose					
		1st Dose Coverage	Percentage	2nd Dose Coverage	Percentage fully vaccinated	Precaution dose	%
Alappuzha	744178	670512	90%	636354	86%	9098	2%
Ernakulam	1470864	1512575	103%	1240597	84%	24732	2%
Idukki	437537	419902	96%	336150	77%	3174	1%
Kannur	947964	966425	102%	836224	88%	6951	1%
Kasaragod	556876	502210	90%	412697	74%	2470	1%
Kollam	1054752	933712	89%	798574	76%	9567	1%
Kottayam	665544	656360	99%	572124	86%	7148	1%
Kozhikode	1313678	1224290	93%	976722	74%	8226	1%
Malappuram	1777378	1832958	103%	1401059	79%	6185	1%
Palakkad	1088327	1087483	100%	922481	85%	8031	1%
Pathanamthitta	460819	443758	96%	359363	78%	6131	2%
Thiruvananthapuram	1309099	1250188	95%	1070673	82%	18695	2%
Thrissur	1274465	1099123	86%	1033708	81%	19787	2%
Wayanad	361152	354852	98%	303331	84%	1671	1%
Grand Total	13462633	1,29,54,348	96%	1,09,00,057	81%	131866	1%
*Among those who have taken first dose							

TABLE 7. Age-Appropriate Group (15-17 Years) Coverage as on 20/07/2022 midnight

15-17 years Coverage as on 21/07/2022 at 12 AM					
District	Target	1st Dose Coverage	Percentage	2nd Dose Coverage	Percentage fully vaccinated
Alappuzha	80832	80067	99%	66602	82%
Ernakulam	140530	120284	86%	92266	66%
Idukki	51339	38959	76%	30982	60%
Kannur	97722	102372	105%	76212	78%
Kasaragod	60496	52533	87%	35824	59%
Kollam	105234	99397	94%	73647	70%
Kottayam	85400	71915	84%	55589	65%
Kozhikode	143028	114108	80%	64552	45%
Malappuram	241212	191643	79%	92801	38%
Palakkad	132742	117941	89%	86583	65%
Pathanamthitta	48854	40741	83%	32778	67%
Thiruvananthapuram	145238	114126	79%	80850	56%
Thrissur	123540	125882	102%	99685	81%
Wayanad	29245	36885	126%	25640	88%
Grand Total	15,34,000	13,06,853	85%	9,14,011	60%

Table 8: Age appropriate group (12-14 years) Coverage as on 20/07/2022 midnight

12-14 years Coverage as on 21/07/2022 at 12 AM					
District	Target	1st Dose Coverage	Percentage	2nd Dose Coverage	Percentage fully vaccinated
Alappuzha	43284	50563	117%	36576	85%
Ernakulam	90244	74422	82%	43249	48%
Idukki	29672	23763	80%	14433	49%
Kannur	89079	53155	60%	31259	35%
Kasaragod	39968	29006	73%	13218	33%
Kollam	69984	54678	78%	31494	45%
Kottayam	55571	45407	82%	28517	51%
Kozhikode	103644	54235	52%	22444	22%
Malappuram	159652	104786	66%	21231	13%
Palakkad	75249	54083	72%	27451	36%
Pathanamthitta	33203	23094	70%	15947	48%
Thiruvananthapuram	93804	68806	73%	42546	45%
Thrissur	99789	72949	73%	51086	51%
Wayanad	27857	19482	70%	10315	37%
Grand Total	10,11,000	7,28,429	72%	3,89,766	39%

TABLE9.State Summary (18+) as on 20/07/2022 midnight

State Summary (18+) 21/07/2022 at 12 AM							
District	Target	First Dose	Percentage	Second Dose	Percentage*	Precaution Dose	Percentage
Alappuzha	1704179	1606913	94%	1518546	89%	196352	14%
Ernakulam	2954098	3113570	105%	2693030	91%	290365	12%
Idukki	869082	898084	103%	763322	88%	55378	8%
Kannur	1913861	2008815	105%	1807963	94%	164166	10%
Kasaragod	992363	972495	98%	830843	84%	52964	7%
Kollam	2093511	2071931	99%	1830906	87%	182113	11%
Kottayam	1562022	1561344	100%	1399629	90%	164535	13%
Kozhikode	2499523	2517080	101%	2140827	86%	157069	8%
Malappuram	2988358	3143211	105%	2560339	86%	129773	6%
Palakkad	2140261	2157498	101%	1903820	89%	172960	10%
Pathanamthitta	1036488	1092638	105%	940182	91%	150330	17%
Thiruvananthapuram	2675400	2711737	101%	2391783	89%	274562	12%
Thrissur	2545664	2445536	96%	2309595	91%	297497	14%
Wayanad	659698	691326	105%	611626	93%	44333	8%
Grand Total	2,66,34,508	2,69,92,178	101%	2,37,02,411	89%	2332397	11%

*Revised target population(> 18 years) as per MOHFW is 2.67 crores

*As per letter from Additional Secretary MOHFW- D O No 2317579/2021/Imm dated 15/09/2021

TABLE 10. Achievement for the day 20/07/2022 midnight

Daily achievement		20/07/2022		
District	First Dose	Second Dose	Precaution dose	Total Doses Administered
Alappuzha	2	23	401	426
Ernakulam	10	51	361	422
Idukki	61	55	434	550
Kannur	8	15	192	215
Kasaragod	141	308	400	849
Kollam	12	17	297	326
Kottayam	7	11	133	151
Kozhikode	74	142	640	856
Malappuram	1859	1543	1485	4887
Palakkad	277	283	718	1278
Pathanamthitta	9	5	58	72
Thiruvananthapuram	10	37	314	361
Thrissur	8	17	162	187
Wayanad	96	203	841	1140
Grand Total	2574	2710	6436	11720

** Vaccine stock details couldn't be downloaded from e-VIN portal as the portal is down.

TABLE11.COVID Vaccination related sites

support@cowin.gov.in https://www.cowin.gov.in/home https://dashboard.kerala.gov.in/ https://dhs.kerala.gov.in/https://aogyakeralam.gov.in/https://sha.kerala.gov.in/

TABLE10.COVID Vaccination related Helpline numbers

National/State/District	Line1	Line2	Line3
National Helpline	1075	+91 1123978046	0120 4473222
Disha	1056	04712552056	
StateCallCenter	04712309251	04712309252	04712309255
Thiruvananthapuram	9188610100	1077	
Kollam	04742797609	8589015556	
Pathanamthitta	04682222515	04682228220	
Alappuzha	04772239999		
Kottayam	04812565200	04812304800	04812581900
Idukki	18004255640	04862232220	04862233118
Ernakulam	9072303861		
Thrissur	9400066921	9400066922	9400066923
Palakkad	04912505264	04912505189	8943341439
Malappuram	04832733253	04832737858	04832733252
Kozhikode	7594001442		
Wayanad	04936202343	04936202375	9072510900
Kannur	04972700194		
Kasargod	9061076590	9061079244	9061078026