



കേരള സർക്കാർ

[www.health.kerala.gov.in](http://www.health.kerala.gov.in)

**COVID-19 OUTBREAK CONTROL AND PREVENTION STATE CELL  
HEALTH&FAMILY WELFARE DEPARTMENT**

[controlroomdhskerala@gmail.com](mailto:controlroomdhskerala@gmail.com)

[www.dhs.kerala.gov.in](http://www.dhs.kerala.gov.in)

**Kerala HEALTH-COVID-19 DAILY VACCINATION BULLETIN**

**Date: 21/07/2022**

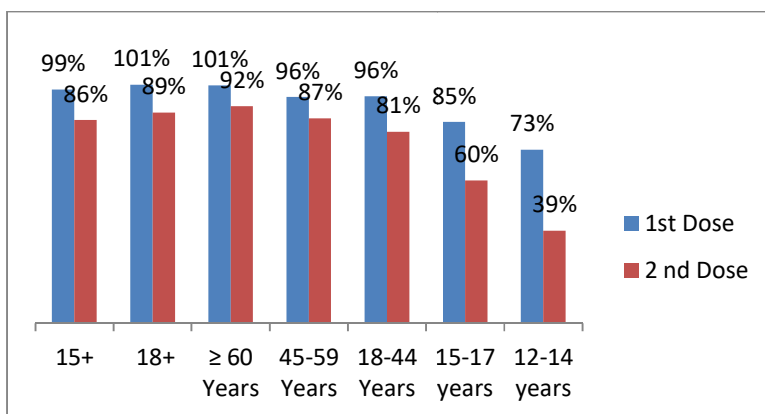
**OUR HEALTH OUR RESPONSIBILITY  
VACCINE ADVISORY**

- People who are vaccinated with Covid Vaccine are reported to have reduced Covid related ICU admissions, serious disease and death.
- Early vaccination is useful to safeguard our life from this deadly disease.
- Vaccination sessions are planned as per the availability of vaccine. All are requested to cooperate.
- After receiving the first dose, second dose of Covishield vaccine is to be taken between 12–16weeks and second dose of Covaxin between 4-6 weeks.
- Covid vaccination is currently available to all above 12years. Children in 12-14 age group will get Corbevax and Children in 15-18 age group will get Covaxin.
- All person above 18 years will get precaution dose after 9 months or 39 weeks from the second dose. Health Staffs, Frontline workers and people above 60 years will get precaution dose free of cost from government CVC and others will get precaution dose from private CVC at the rate fixed by the Government . The Same vaccine administered as first and second dose is to be taken as precaution dose. People above 60 years with co-morbidities should take medical advice before receiving precaution dose.
- Vaccination is available free of cost in all Government covid vaccination centers, and at a nominal rate (as per the Gol order F.No.2079203/2021/Immunization) in selected private Hospitals.
- **ENSURE ALL YOUR ELIGIBLE FAMILY MEMBERS ARE PROTECTED BY RECEIVING ANY OF THE AVAILABLE COVID VACCINE.**
- **“COVAXIN, COVISHIELD AND CORBEVAX ARE EQUALLY EFFECTIVE AND SAFE”**
- **“BE FULLY PROTECTED – GET THE SECOND DOSE AND PRECAUTION DOSE AT YOUR SCHEDULED TIME”**

### ANALYSIS

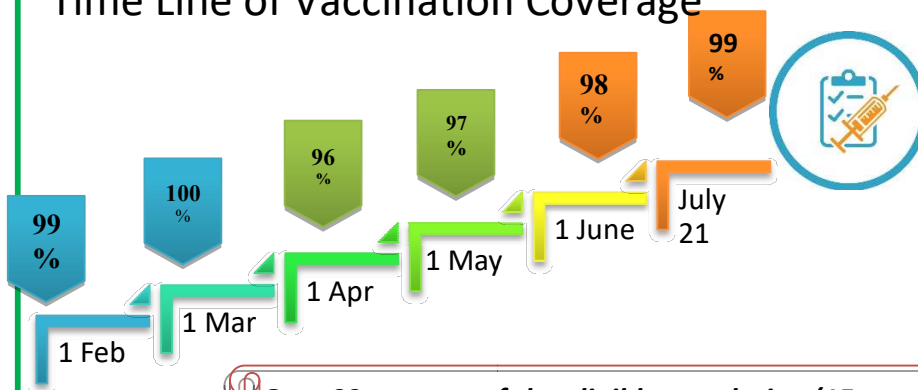
COVID-19 mass vaccinations are showing signs of preventing illness and steep decline in cases and hospital admissions in countries which done vaccination. Kerala started its vaccination for health care workers from January 16, 2021. The COVID-19 Vaccines Operational Guidelines issued by the Ministry of Health and Family Welfare, Govt. of India, 28th December 2020 and all subsequent Guidelines issued by Ministry of Health and Family Welfare, Govt of India are followed at the sites and all vaccination lanes

### Summary of COVID Vaccine Administered as on 21/07/2022 midnight



- 99%** of eligible population vaccinated with a single dose till July 21
- 85%** of eligible population vaccinated with double dose till July 21
- State has vaccinated about **85%** of children aged 15 - 17 years with a single dose

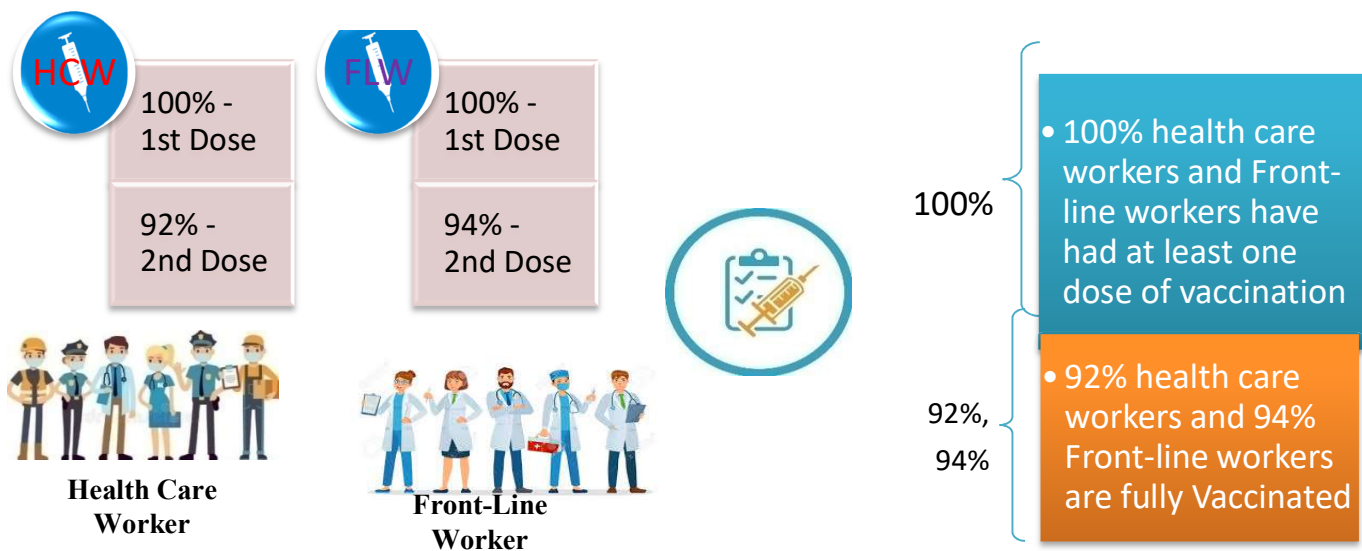
### Time Line of Vaccination Coverage



Kerala began administration of COVID 19 Vaccines on 16<sup>th</sup> January, 2021. As of 21<sup>th</sup> July 2022, Kerala has administered over 55 million doses overall, including first and second doses of vaccines.


**Over 99 per cent of the eligible population (15 + years) in Kerala has been administered the first dose of the Covid-19 vaccine. The state has achieved the target within 510 days since the beginning of the vaccination drive on January 16, 2021**

## Health Care Workers & Front-line Workers Vaccinated



### Are You Vaccinated? You Still Need to Practice: SMS

- Even after vaccination, follow COVID appropriate behavior
- Practice Social Distancing and greet without physical contact
- Always wear clean face mask
- Wash your hands thoroughly and frequently or use hand sanitizer
- Follow the current COVID 19 guidelines to prevent further spread
- Stay Safe. Stay Strong. Get Vaccinated



Even After Getting Vaccinated Keep Taking Precautions to Protect Your Self



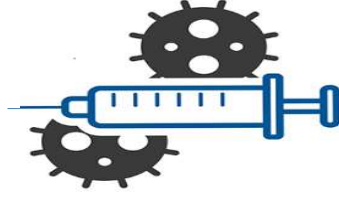
# The Race Towards Full Vaccination - Weekly Trend

## 2<sup>nd</sup> – 8<sup>th</sup> July 2022

Kerala Administered over

# 0.99 Lakh

COVID Vaccine Doses during 2<sup>nd</sup> to 8<sup>th</sup> July, 2022



From 2<sup>nd</sup> to 8<sup>th</sup> July 2022 on average

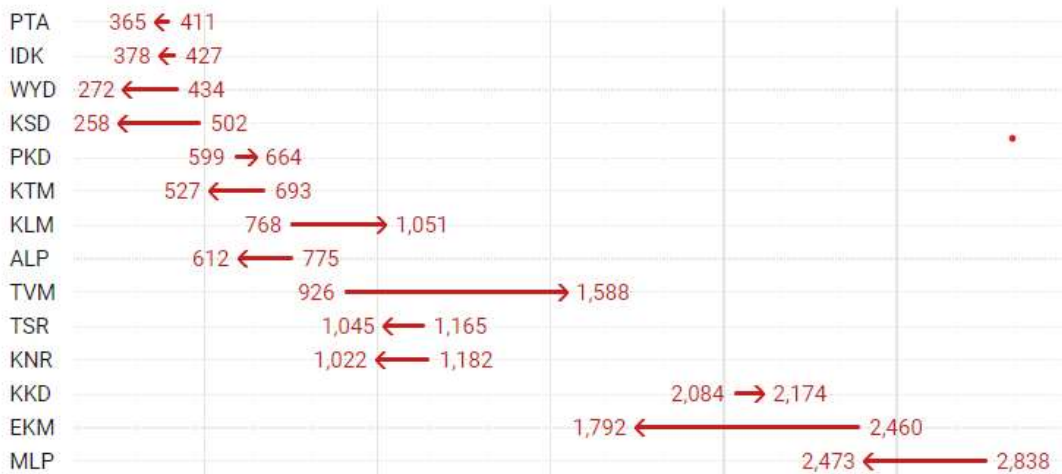
# 0.14 lakh

doses were administered daily.

Average Doses Administered Per day per week (in 1000)



Trend in average per day vaccination (in 1000) for the last two weeks



# Race Against Time – Vaccination Quarterly Status

(Q1:16<sup>th</sup> Jan-Mar, Q2: Apr-June, Q3: July-Sep, Q4: Oct-Dec)

## Daily Average Doses Administered per Quarter

In the first Quarter, only 42201 first doses and 5324 second doses were administered daily on average. During the second, third and fourth quarters, the daily vaccination of the first and second doses increased significantly.



## Vaccination Achievement per Quarter

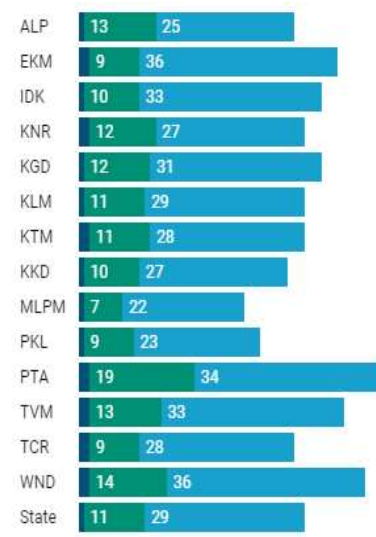
In the third quarter of the immunization drive, 52% of the eligible population (18 + age) in Kerala were given the first dose and 29% the second dose.

■ Q1 ■ Q2 ■ Q3

### First Dose

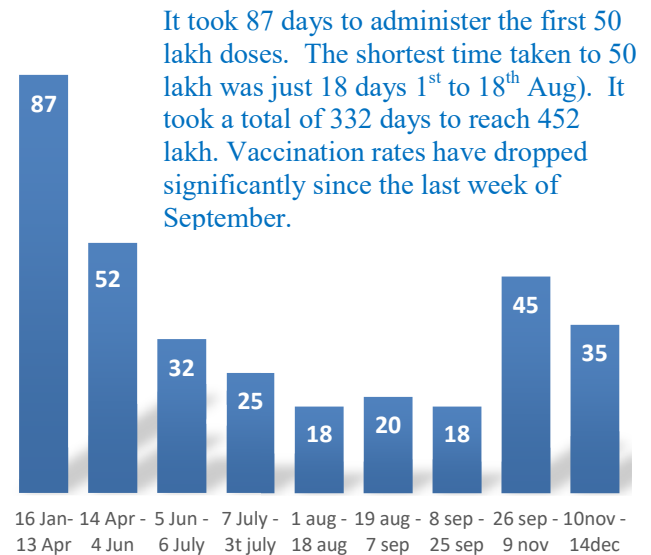


### Second Dose



## Dose Progression

The chart shows the days taken for total COVID-19 Vaccination doses (both first and second) in Kerala to cross every 50 lakh dose mark



## Vaccine Administered per Day and 7 days Moving Average in Last Quarter (Oct -Dec)

The seven-day moving average of daily doses in the last quarter showed a peak on December 2<sup>nd</sup> and continued to fluctuate thereafter



## Important Message to the Public

- a. *Infection or infection rate is only a part and disease manifestation of disease is to be monitored*
- b. *Fatality among vaccinated people is very less. Disease severity among vaccinated people is less.*
- c. *People with comorbidity should be careful. Once detected covid positive they should get admitted and do not stay at home.*
- d. *Death in covid positive cases are among unvaccinated people, especially having comorbidities like Diabetes and Hypertension*
- e. *Late arrival to hospitals is one of the reason for Death among people with comorbidities*
- f. *Vaccinated people, only if symptomatic are advised to consult Doctor.*
- g. *Non Vaccinated people, if symptomatic, may do RTPCR test*
- h. *Antigen testing is only for emergency purpose*
- i. *Non vaccinated people with co-morbidities to do testing by RTPCR and consult doctor*
- j. *Repeat RTPCR is not needed among the people who are detected COVID positive in the previous 2 months*
- k. *All young person detected positive and at home isolation should do glucose test*



TABLE1.Total Vaccination done in the State as on 21/07/2022 midnight

State Summary (15+ years)-Total doses administered till 22/07/2022 at 12 AM								
District	Target	First Dose	Percent age	Second Dose	Percentage*	Precaution Dose	Percentage	Total doses administered
Alappuzha	1829568	1737603	95%	1621934	89%	202378	14%	35,61,915
Ernakulam	3217878	3308466	104%	2829060	89%	293105	12%	64,30,631
Idukki	950762	960839	101%	808875	85%	58222	8%	18,27,936
Kannur	2100307	2165166	103%	1916195	91%	166557	10%	42,47,918
Kasaragod	1092141	1054300	96%	880644	81%	53869	7%	19,88,813
Kollam	2268371	2226146	98%	1936460	85%	184533	11%	43,47,139
Kottayam	1704500	1678696	99%	1483827	87%	166214	13%	33,28,737
Kozhikode	2746273	2685958	98%	2228340	81%	160035	8%	50,74,333
Malappuram	3386535	3441015	102%	2675937	79%	132273	6%	62,49,225
Palakkad	2349082	2331770	99%	2019356	86%	176289	10%	45,27,415
Pathanamthitta	1118564	1156576	103%	989210	88%	153694	17%	22,99,480
Thiruvananthapuram	2914006	2894738	99%	2515529	86%	277806	12%	56,88,073
Thrissur	2767777	2644489	96%	2460996	89%	310160	14%	54,15,645
Wayanad	716933	747756	104%	647707	90%	45444	8%	14,40,907
<b>Grand Total</b>	<b>29,162,697</b>	<b>2,90,33,518</b>	<b>99%</b>	<b>2,50,14,070</b>	<b>86%</b>	<b>23,80,579</b>	<b>11%</b>	<b>5,64,28,167</b>

TABLE2.Covid-19 Vaccination Center Functional in the State as on 21/07/2022 midnight(22/07/2022 12AM)

DISTRICTS	12+	15+	18+	Total
Alappuzha	2	0	89	91
Ernakulam	6	28	62	96
Idukki	1	2	39	42
Kannur	10	8	33	51
Kasaragod	6	9	48	63
Kollam	2	19	21	42
Kottayam	1	23	27	51
Kozhikode	99	9	108	216
Malappuram	17	14	30	61
Palakkad	38	7	30	75
Pathanamthitta	1	27	42	70
Thiruvananthapuram	0	11	51	62
Thrissur	6	106	141	253
Wayanad	3	6	13	22
<b>GrandTotal</b>	<b>192</b>	<b>269</b>	<b>734</b>	<b>1195</b>

TABLE3. Health Care Workers Coverage as on 21/07/2022 midnight

<i>DISTRICT</i>	<i>1st DOSE</i>	<i>2nd Dose</i>	<i>% fully vaccinated</i>	<i>Precaution dose</i>	<i>Precaution dose (%) *</i>
<b>Alappuzha</b>	29023	27246	94%	14686	54%
<b>Ernakulam</b>	85572	75866	89%	33672	45%
<b>Idukki</b>	13556	13022	96%	6547	51%
<b>Kannur</b>	40390	37561	93%	19428	52%
<b>Kasaragod</b>	11611	10825	93%	5092	47%
<b>Kollam</b>	36043	33839	94%	16278	48%
<b>Kottayam</b>	38707	36334	94%	18117	50%
<b>Kozhikode</b>	52735	47973	91%	19315	40%
<b>Malappuram</b>	44834	42017	94%	19139	46%
<b>Palakkad</b>	34677	32028	92%	16512	52%
<b>Pathanamthitta</b>	29337	25106	86%	12785	51%
<b>Thiruvananthapuram</b>	73434	66434	90%	29351	44%
<b>Thrissur</b>	51910	49218	95%	28251	58%
<b>Wayanad</b>	13979	13298	95%	6784	51%
<b>Grand Total</b>	<b>555808</b>	<b>510767</b>	<b>92%</b>	<b>245957</b>	<b>48%</b>

1st Dose coverage for HCW is 100%

\*Proportion of beneficiaries who are eligible ( completed 9 months after 2nd dose )

TABLE4. Frontline workers Coverage as on 21/07/2022 midnight

<i>DISTRICT</i>	<i>1st dose</i>	<i>2nd Dose</i>	<i>% fully vaccinated</i>	<i>Precaution dose</i>	<i>Precaution dose(%) *</i>
<b>Alappuzha</b>	39131	36770	94%	14334	39%
<b>Ernakulam</b>	54937	50374	92%	19672	39%
<b>Idukki</b>	22995	21353	93%	6186	29%
<b>Kannur</b>	41386	39982	97%	13850	35%
<b>Kasaragod</b>	24615	22497	91%	6628	30%
<b>Kollam</b>	42235	38868	92%	11538	30%
<b>Kottayam</b>	32141	30616	95%	11967	39%
<b>Kozhikode</b>	55273	52575	95%	10379	20%
<b>Malappuram</b>	53920	51302	95%	14991	29%
<b>Palakkad</b>	48097	45562	95%	17988	40%
<b>Pathanamthitta</b>	25251	22548	89%	7826	35%
<b>Thiruvananthapuram</b>	73011	67670	93%	25564	38%
<b>Thrissur</b>	41910	40755	97%	20066	49%
<b>Wayanad</b>	17021	16099	95%	4394	27%
<b>Grand Total</b>	<b>571923</b>	<b>536971</b>	<b>94%</b>	<b>185383</b>	<b>35%</b>

1st Dose coverage for FLW is 100%

\*Proportion of beneficiaries who are eligible ( completed 9 months after 2nd dose )



TABLE5.Age-Appropriate Group (45-59 Years) Coverage as on 21/07/2022 midnight

Table 5: Age appropriate group (45-59 years) coverage							
45-59 years Coverage as on		22/07/2022		at 12 AM			
District	Target	1st Dose Coverage	Percentage	2nd Dose Coverage	Percentage fully vaccinated	Precaution dose	%
Alappuzha	535436	439079	82%	416837	78%	14366	4%
Ernakulam	809349	783920	97%	704253	87%	21880	3%
Idukki	237564	247018	104%	219465	92%	4417	2%
Kannur	527295	516030	98%	481084	91%	9929	2%
Kasaragod	253027	252322	100%	224351	89%	3047	1%
Kollam	541201	560275	104%	503684	93%	13691	3%
Kottayam	478470	414284	87%	375629	79%	9377	3%
Kozhikode	658949	655427	99%	582925	88%	11151	2%
Malappuram	733338	723264	99%	630670	86%	8480	1%
Palakkad	614226	547351	89%	501090	82%	12024	3%
Pathanamthitta	264372	281915	107%	252109	95%	8964	4%
Thiruvananthapuram	735836	681893	93%	614756	84%	20715	3%
Thrissur	689418	664239	96%	626937	91%	31602	5%
Wayanad	170537	177149	104%	164364	96%	2449	2%
<b>Grand Total</b>	<b>7249018</b>	<b>69,44,166</b>	<b>96%</b>	<b>62,98,154</b>	<b>87%</b>	<b>172092</b>	<b>3%</b>

TABLE6.Age-Appropriate Group (≥60 Years) Coverage as on 21/07/2022midnight

Table 6: Age appropriate group (≥ 60 years) coverage							
≥ 60 years Coverage as on		22/07/2022		at 12 AM			
District	Target	1st Dose Coverage	Percentage	2nd Dose Coverage	Percentage fully vaccinated	Precaution dose	%
Alappuzha	424565	429193	101%	401403	95%	147936	38%
Ernakulam	673885	676577	100%	621983	92%	192282	31%
Idukki	193981	194620	100%	173366	89%	36990	22%
Kannur	438602	444590	101%	413139	94%	115636	29%
Kasaragod	182460	181739	100%	160494	88%	36268	23%
Kollam	497558	499673	100%	455961	92%	132591	30%
Kottayam	418008	419856	100%	384939	92%	119048	32%
Kozhikode	526896	529375	100%	480685	91%	110072	23%
Malappuram	477642	488252	102%	435363	91%	82678	20%
Palakkad	437708	439902	101%	402693	92%	120659	31%
Pathanamthitta	311297	312389	100%	281101	90%	116977	42%
Thiruvananthapuram	630465	633218	100%	572303	91%	182264	33%
Thrissur	581781	588381	101%	559085	96%	206015	38%
Wayanad	128009	128326	100%	114543	89%	29757	26%
<b>Grand Total</b>	<b>5922857</b>	<b>59,66,091</b>	<b>101%</b>	<b>54,57,058</b>	<b>92%</b>	<b>16,29,173</b>	<b>31%</b>

TABLE 6. Age-Appropriate Group (18-44 Years) Coverage as on 21/07/2022 midnight

18-44 years Coverage as on 22/07/2022 at 12 AM							
District	Target	First Dose					
		1st Dose Coverage	Percentage	2nd Dose Coverage	Percentage fully vaccinated	Precaution dose	%
Alappuzha	744178	670546	90%	636494	86%	11056	2%
Ernakulam	1470864	1512614	103%	1240763	84%	25599	2%
Idukki	437537	419921	96%	336237	77%	4082	1%
Kannur	947964	966461	102%	836370	88%	7714	1%
Kasaragod	556876	502244	90%	412795	74%	2834	1%
Kollam	1054752	933732	89%	798707	76%	10435	1%
Kottayam	665544	656382	99%	572192	86%	7705	2%
Kozhikode	1313678	1224357	93%	976942	74%	9118	1%
Malappuram	1777378	1833031	103%	1401434	79%	6985	1%
Palakkad	1088327	1087512	100%	922640	85%	9106	1%
Pathanamthitta	460819	443785	96%	359497	78%	7142	2%
Thiruvananthapuram	1309099	1250224	96%	1070841	82%	19912	2%
Thrissur	1274465	1099165	86%	1034014	81%	24226	3%
Wayanad	361152	354866	98%	303375	84%	2060	1%
<b>Grand Total</b>	<b>13462633</b>	<b>1,29,54,840</b>	<b>96%</b>	<b>1,09,02,301</b>	<b>81%</b>	<b>147974</b>	<b>2%</b>
*Among those who have taken first dose							

TABLE 7. Age-Appropriate Group (15-17 Years) Coverage as on 21/07/2022 midnight

15-17 years Coverage as on 22/07/2022 at 12 AM					
District	Target	1st Dose Coverage	Percentage	2nd Dose Coverage	Percentage fully vaccinated
Alappuzha	80832	80068	99%	66608	82%
Ernakulam	140530	120330	86%	92432	66%
Idukki	51339	38962	76%	30987	60%
Kannur	97722	102436	105%	76288	78%
Kasaragod	60496	52553	87%	35890	59%
Kollam	105234	99444	94%	73831	70%
Kottayam	85400	71919	84%	55600	65%
Kozhikode	143028	114127	80%	64564	45%
Malappuram	241212	191744	79%	93137	39%
Palakkad	132742	118079	89%	86710	65%
Pathanamthitta	48854	40758	83%	32875	67%
Thiruvananthapuram	145238	114152	79%	80979	56%
Thrissur	123540	125909	102%	99841	81%
Wayanad	29245	36887	126%	25648	88%
<b>Grand Total</b>	<b>15,34,000</b>	<b>13,07,368</b>	<b>85%</b>	<b>9,15,390</b>	<b>60%</b>

Table 8: Age appropriate group (12-14 years) Coverage as on 21/07/2022 midnight

12-14 years Coverage as on 22/07/2022 at 12 AM					
District	Target	1st Dose Coverage	Percentage	2nd Dose Coverage	Percentage fully vaccinated
Alappuzha	43284	50563	117%	36576	85%
Ernakulam	90244	74516	83%	43389	48%
Idukki	29672	23767	80%	14445	49%
Kannur	89079	53873	60%	31771	36%
Kasaragod	39968	29216	73%	13792	35%
Kollam	69984	54744	78%	31570	45%
Kottayam	55571	45407	82%	28517	51%
Kozhikode	103644	54664	53%	22676	22%
Malappuram	159652	105970	66%	22014	14%
Palakkad	75249	56152	75%	28633	38%
Pathanamthitta	33203	23141	70%	15974	48%
Thiruvananthapuram	93804	68806	73%	42546	45%
Thrissur	99789	72975	73%	51146	51%
Wayanad	27857	19528	70%	10380	37%
<b>Grand Total</b>	<b>10,11,000</b>	<b>7,33,322</b>	<b>73%</b>	<b>3,93,429</b>	<b>39%</b>

TABLE9.State Summary (18+) as on 21/07/2022 midnight

State Summary (18+) 22/07/2022 at 12 AM							
District	Target	First Dose	Percentage	Second Dose	Percentage*	Precaution Dose	Percentage
Alappuzha	1704179	1606972	94%	1518750	89%	202378	14%
Ernakulam	2954098	3113620	105%	2693239	91%	293105	12%
Idukki	869082	898110	103%	763443	88%	58222	8%
Kannur	1913861	2008857	105%	1808136	94%	166557	10%
Kasaragod	992363	972531	98%	830962	84%	53869	7%
Kollam	2093511	2071958	99%	1831059	87%	184533	11%
Kottayam	1562022	1561370	100%	1399710	90%	166214	13%
Kozhikode	2499523	2517167	101%	2141100	86%	160035	8%
Malappuram	2988358	3143301	105%	2560786	86%	132273	6%
Palakkad	2140261	2157539	101%	1904013	89%	176289	10%
Pathanamthitta	1036488	1092677	105%	940361	91%	153694	17%
Thiruvananthapuram	2675400	2711780	101%	2392004	89%	277806	12%
Thrissur	2545664	2445605	96%	2310009	91%	310160	14%
Wayanad	659698	691341	105%	611679	93%	45444	8%
<b>Grand Total</b>	<b>2,66,34,508</b>	<b>2,69,92,828</b>	<b>101%</b>	<b>2,37,05,251</b>	<b>89%</b>	<b>2380579</b>	<b>11%</b>

\*Revised target population(> 18 years) as per MOHFW is 2.67 crores

\*As per letter from Additional Secretary MOHFW- D O No 2317579/2021/Imm dated 15/09/2021

TABLE 10. Achievement for the day 21/07/2022 midnight

Daily achievement		21/07/2022		
District	First Dose	Second Dose	Precaution dose	Total Doses Administered
Alappuzha	60	210	6004	6274
Ernakulam	190	515	2737	3442
Idukki	30	138	2844	3012
Kannur	824	760	2388	3972
Kasaragod	267	759	905	1931
Kollam	140	413	2420	2973
Kottayam	30	92	1676	1798
Kozhikode	527	515	2963	4005
Malappuram	1372	1559	2463	5394
Palakkad	2248	1500	3326	7074
Pathanamthitta	103	303	3364	3770
Thiruvananthapuram	69	349	3229	3647
Thrissur	122	630	12654	13406
Wayanad	63	126	1111	1300
<b>Grand Total</b>	<b>6045</b>	<b>7869</b>	<b>48084</b>	<b>61998</b>

\*\* Vaccine stock details couldn't be downloaded from e-VIN portal as the portal is down.

TABLE11.COVID Vaccination related sites

<a href="mailto:support@cowin.gov.in">support@cowin.gov.in</a> <a href="https://www.cowin.gov.in/home">https://www.cowin.gov.in/home</a> <a href="https://dashboard.kerala.gov.in/">https://dashboard.kerala.gov.in/</a> <a href="https://dhs.kerala.gov.in/https://aogyakeralam.gov.in/https://sha.kerala.gov.in/">https://dhs.kerala.gov.in/https://aogyakeralam.gov.in/https://sha.kerala.gov.in/</a>
---

TABLE10.COVID Vaccination related Helpline numbers

National/State/District	Line1	Line2	Line3
National Helpline	1075	+91 1123978046	0120 4473222
Disha	1056	04712552056	
StateCallCenter	04712309251	04712309252	04712309255
Thiruvananthapuram	9188610100	1077	
Kollam	04742797609	8589015556	
Pathanamthitta	04682222515	04682228220	
Alappuzha	04772239999		
Kottayam	04812565200	04812304800	04812581900
Idukki	18004255640	04862232220	04862233118
Ernakulam	9072303861		
Thrissur	9400066921	9400066922	9400066923
Palakkad	04912505264	04912505189	8943341439
Malappuram	04832733253	04832737858	04832733252
Kozhikode	7594001442		
Wayanad	04936202343	04936202375	9072510900
Kannur	04972700194		
Kasargod	9061076590	9061079244	9061078026