



കേരള സർക്കാർ

www.health.kerala.gov.in

**COVID-19 OUTBREAK CONTROL AND PREVENTION STATE CELL
HEALTH & FAMILY WELFARE DEPARTMENT**

controlroomhskerala@gmail.com

www.dhs.kerala.gov.in

Kerala HEALTH-COVID-19 DAILY VACCINATION BULLETIN

Date: 22/07/2022

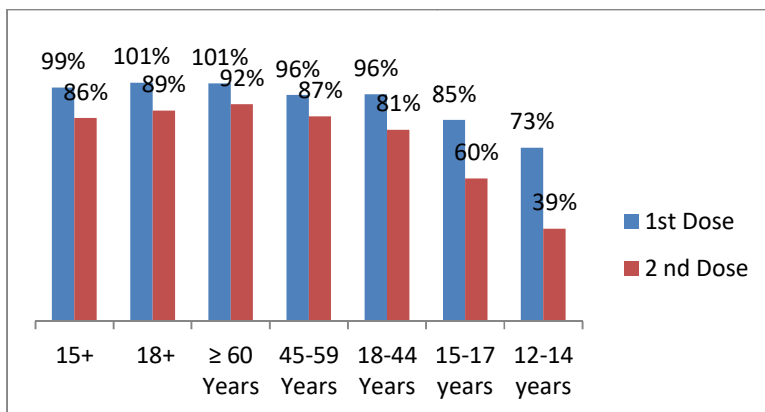
**OUR HEALTH OUR RESPONSIBILITY
VACCINE ADVISORY**

- *People who are vaccinated with Covid Vaccine are reported to have reduced Covid related ICU admissions, serious disease and death.*
- *Early vaccination is useful to safeguard our life from this deadly disease.*
- *Vaccination sessions are planned as per the availability of vaccine. All are requested to cooperate.*
- *After receiving the first dose, second dose of Covishield vaccine is to be taken between 12–16weeks and second dose of Covaxin between 4-6 weeks.*
- *Covid vaccination is currently available to all above 12years. Children in 12-14 age group will get Corbevax and Children in 15-18 age group will get Covaxin.*
- *All person above 18 years will get precaution dose after 9 months or 39 weeks from the second dose. Health Staffs, Frontline workers and people above 60 years will get precaution dose free of cost from government CVC and others will get precaution dose from private CVC at the rate fixed by the Government . The Same vaccine administered as first and second dose is to be taken as precaution dose. People above 60 years with co-morbidities should take medical advice before receiving precaution dose.*
- *Vaccination is available free of cost in all Government covid vaccination centers, and at a nominal rate (as per the Gol order F.No.2079203/2021/Immunization) in selected private Hospitals.*
- **ENSURE ALL YOUR ELIGIBLE FAMILY MEMBERS ARE PROTECTED BY RECEIVING ANY OF THE AVAILABLE COVID VACCINE.**
- **“COVAXIN, COVISHIELD AND CORBEVAX ARE EQUALLY EFFECTIVE AND SAFE”**
- **“BE FULLY PROTECTED – GET THE SECOND DOSE AND PRECAUTION DOSE AT YOUR SCHEDULED TIME”**

ANALYSIS

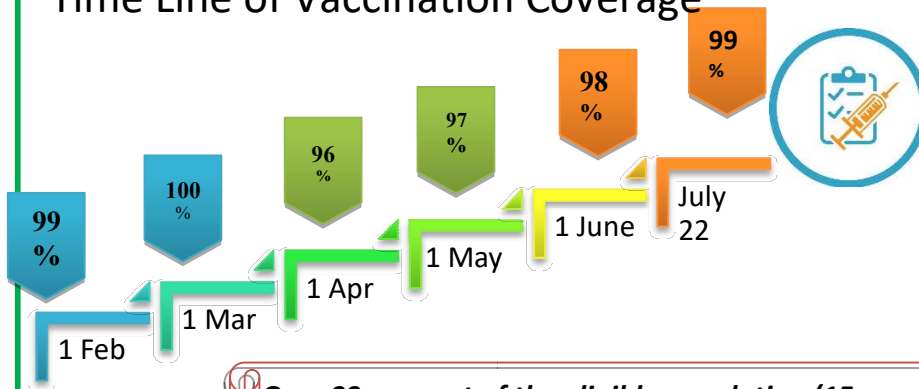
COVID-19 mass vaccinations are showing signs of preventing illness and steep decline in cases and hospital admissions in countries which done vaccination. Kerala started its vaccination for health care workers from January 16, 2021. The COVID-19 Vaccines Operational Guidelines issued by the Ministry of Health and Family Welfare, Govt. of India, 28th December 2020 and all subsequent Guidelines issued by Ministry of Health and Family Welfare, Govt of India are followed at the sites and all vaccination lanes

Summary of COVID Vaccine Administered as on 22/07/2022 midnight



- 99%** of eligible population vaccinated with a single dose till July 22
- 86%** of eligible population vaccinated with double dose till July 22
- State has vaccinated about **85%** of children aged 15 - 17 years with a single dose

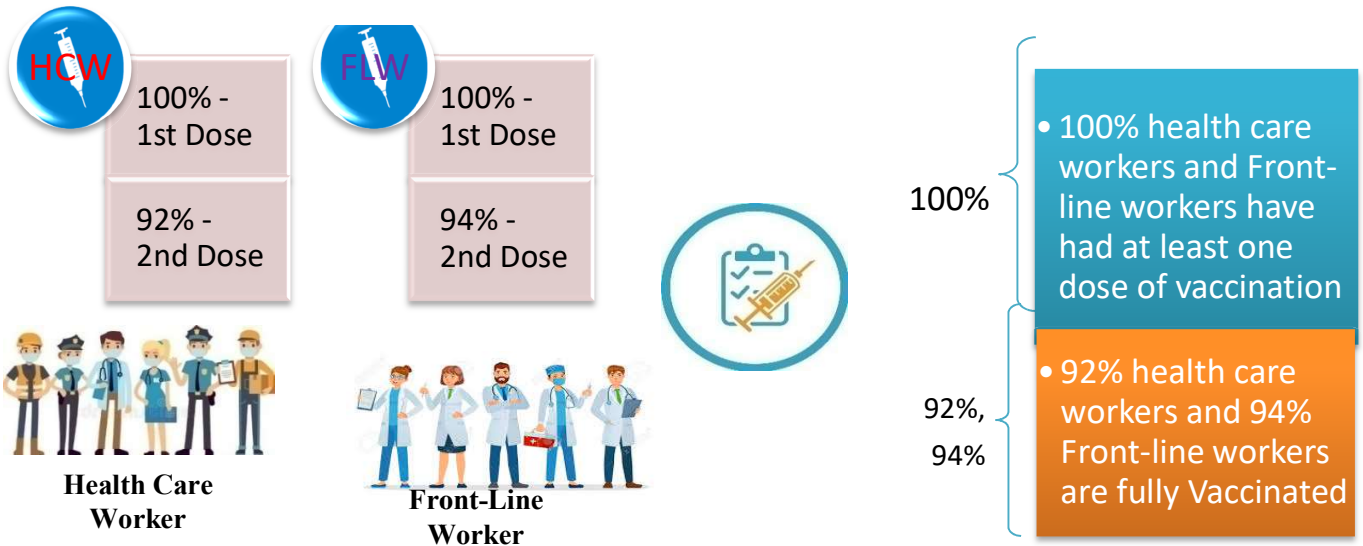
Time Line of Vaccination Coverage



Kerala began administration of COVID 19 Vaccines on 16th January, 2021. As of 22th July 2022, Kerala has administered over 55 million doses overall, including first and second doses of vaccines.

Over 99 per cent of the eligible population (15 + years) in Kerala has been administered the first dose of the Covid-19 vaccine. The state has achieved the target within 510 days since the beginning of the vaccination drive on January 16, 2021

Health Care Workers & Front-line Workers Vaccinated



Are You Vaccinated? You Still Need to Practice: SMS

- Even after vaccination, follow COVID appropriate behavior
- Practice Social Distancing and greet without physical contact
- Always wear clean face mask
- Wash your hands thoroughly and frequently or use hand sanitizer
- Follow the current COVID 19 guidelines to prevent further spread
- Stay Safe. Stay Strong. Get Vaccinated



Even After Getting Vaccinated Keep Taking Precautions to Protect Your Self



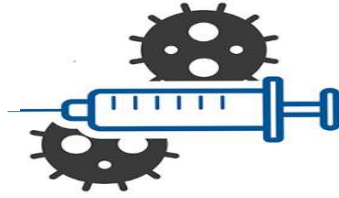
The Race Towards Full Vaccination - Weekly Trend

2nd – 8th July 2022

Kerala Administered over

0.99 Lakh

COVID Vaccine Doses during 2nd to 8th July, 2022



From 2nd to 8th July 2022 on average

0.14 lakh

doses were administered daily.

Average Doses Administered Per day per week (in 1000)



Trend in average per day vaccination (in 1000) for the last two weeks

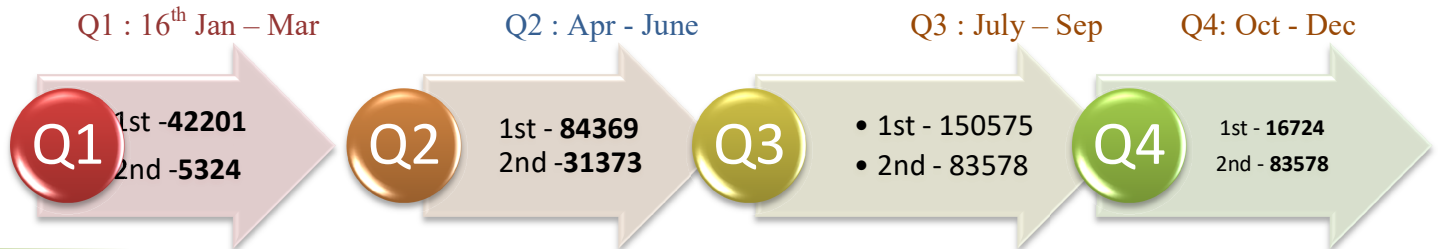


Race Against Time – Vaccination Quarterly Status

(Q1:16th Jan-Mar, Q2: Apr-June, Q3: July-Sep, Q4: Oct - Dec)

Daily Average Doses Administered per Quarter

In the first Quarter, only 42201 first doses and 5324 second doses were administered daily on average. During the second, third and fourth quarters, the daily vaccination of the first and second doses increased significantly.



Vaccination Achievement per Quarter

In the third quarter of the immunization drive, 52% of the eligible population (18 + age) in Kerala were given the first dose and 29% the second dose.

Dose Progression

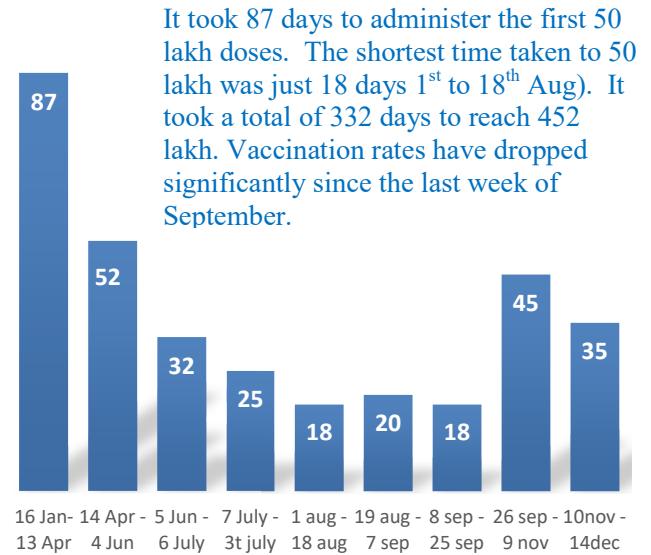
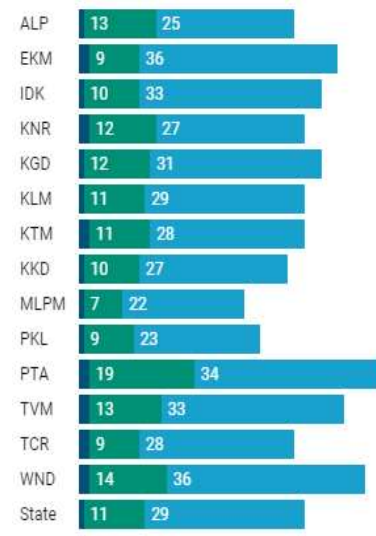
The chart shows the days taken for total COVID-19 Vaccination doses (both first and second) in Kerala to cross every 50 lakh dose mark

■ Q1 ■ Q2 ■ Q3

First Dose



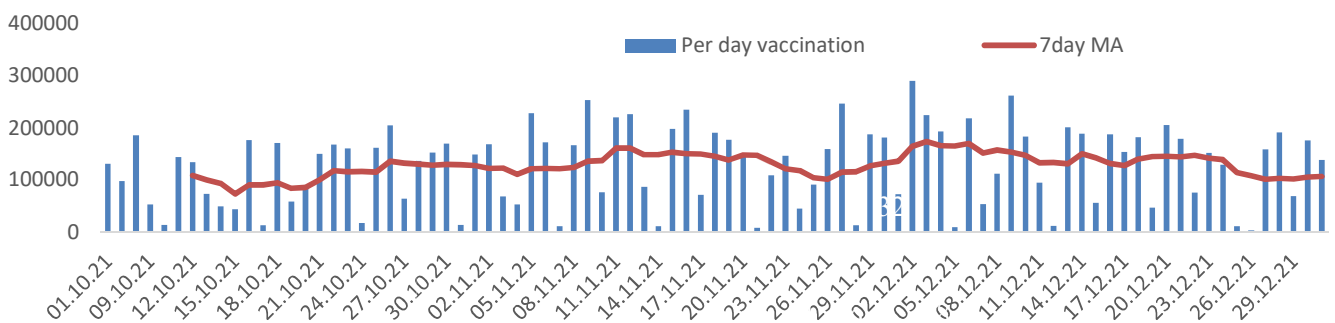
Second Dose



It took 87 days to administer the first 50 lakh doses. The shortest time taken to 50 lakh was just 18 days 1st to 18th Aug). It took a total of 332 days to reach 452 lakh. Vaccination rates have dropped significantly since the last week of September.

Vaccine Administered per Day and 7 days Moving Average in Last Quarter (Oct -Dec)

The seven-day moving average of daily doses in the last quarter showed a peak on December 2nd and continued to fluctuate thereafter



Important Message to the Public

- a. *Infection or infection rate is only a part and disease manifestation of disease is to be monitored*
- b. *Fatality among vaccinated people is very less. Disease severity among vaccinated people is less.*
- c. *People with comorbidity should be careful. Once detected covid positive they should get admitted and do not stay at home.*
- d. *Death in covid positive cases are among unvaccinated people, especially having comorbidities like Diabetes and Hypertension*
- e. *Late arrival to hospitals is one of the reason for Death among people with comorbidities*
- f. *Vaccinated people, only if symptomatic are advised to consult Doctor.*
- g. *Non Vaccinated people, if symptomatic, may do RTPCR test*
- h. *Antigen testing is only for emergency purpose*
- i. *Non vaccinated people with co-morbidities to do testing by RTPCR and consult doctor*
- j. *Repeat RTPCR is not needed among the people who are detected COVID positive in the previous 2 months*
- k. *All young person detected positive and at home isolation should do glucose test*

TABLE1.Total Vaccination done in the State as on 22/07/2022 midnight

State Summary (15+ years)-Total doses administered till 23/07/2022 at 12 AM								
District	Target	First Dose	Percent age	Second Dose	Percentage*	Precaution Dose	Percentage	Total doses administered
Alappuzha	1829568	1737647	95%	1622100	89%	204663	14%	35,64,410
Ernakulam	3217878	3308611	104%	2829652	89%	297878	12%	64,36,141
Idukki	950762	960883	101%	809004	85%	60352	8%	18,30,239
Kannur	2100307	2165990	103%	1917066	91%	169060	10%	42,52,116
Kasaragod	1092141	1054537	96%	881117	81%	54615	7%	19,90,269
Kollam	2268371	2226338	98%	1936842	85%	188734	11%	43,51,914
Kottayam	1704500	1678732	99%	1483908	87%	167475	13%	33,30,115
Kozhikode	2746273	2688331	98%	2229738	81%	162912	8%	50,80,981
Malappuram	3386535	3443141	102%	2678152	79%	134670	6%	62,55,963
Palakkad	2349082	2333944	99%	2021252	86%	180986	10%	45,36,182
Pathanamthitta	1118564	1156598	103%	989280	88%	154797	17%	23,00,675
Thiruvananthapuram	2914006	2894841	99%	2515593	86%	278486	12%	56,88,920
Thrissur	2767777	2644721	96%	2461351	89%	311716	14%	54,17,788
Wayanad	716933	747805	104%	647939	90%	46932	8%	14,42,676
Grand Total	29,162,697	2,90,42,119	99%	2,50,22,994	86%	24,13,276	11%	5,64,78,389

TABLE2.Covid-19 Vaccination Center Functional in the State as on 22/07/2022 midnight(23/07/2022 12AM)

DISTRICTS	12+	15+	18+	Total
Alappuzha	0	86	11	97
Ernakulam	6	12	97	115
Idukki	0	0	44	44
Kannur	20	8	33	61
Kasaragod	7	9	48	64
Kollam	5	14	46	65
Kottayam	0	20	28	48
Kozhikode	90	24	98	212
Malappuram	28	15	27	70
Palakkad	36	21	31	88
Pathanamthitta	0	4	27	31
Thiruvananthapuram	0	2	12	14
Thrissur	30	37	36	103
Wayanad	6	8	25	39
GrandTotal	228	260	563	1051

TABLE3. Health Care Workers Coverage as on 22/07/2022 midnight

<i>DISTRICT</i>	<i>1st DOSE</i>	<i>2nd Dose</i>	<i>% fully vaccinated</i>	<i>Precaution dose</i>	<i>Precaution dose (%) *</i>
Alappuzha	29023	27246	94%	14708	54%
Ernakulam	85572	75868	89%	33742	45%
Idukki	13556	13024	96%	6568	51%
Kannur	40390	37563	93%	19493	52%
Kasaragod	11611	10825	93%	5099	47%
Kollam	36043	33839	94%	16327	49%
Kottayam	38708	36335	94%	18149	50%
Kozhikode	52735	47973	91%	19358	41%
Malappuram	44834	42018	94%	19195	46%
Palakkad	34677	32029	92%	16583	52%
Pathanamthitta	29337	25106	86%	12804	51%
Thiruvananthapuram	73434	66435	90%	29367	44%
Thrissur	51910	49218	95%	28262	58%
Wayanad	13979	13298	95%	6816	51%
Grand Total	555809	510777	92%	246471	49%

1st Dose coverage for HCW is 100%

*Proportion of beneficiaries who are eligible (completed 9 months after 2nd dose)

TABLE4. Frontline workers Coverage as on 22/07/2022 midnight

<i>DISTRICT</i>	<i>1st dose</i>	<i>2nd Dose</i>	<i>% fully vaccinated</i>	<i>Precaution dose</i>	<i>Precaution dose(%) *</i>
Alappuzha	39131	36770	94%	14375	39%
Ernakulam	54937	50374	92%	19726	39%
Idukki	22995	21356	93%	6228	29%
Kannur	41386	39982	97%	13888	35%
Kasaragod	24615	22499	91%	6671	30%
Kollam	42235	38873	92%	11587	30%
Kottayam	32141	30616	95%	11988	39%
Kozhikode	55273	52577	95%	10457	20%
Malappuram	53920	51303	95%	15038	29%
Palakkad	48097	45563	95%	18110	40%
Pathanamthitta	25251	22548	89%	7842	35%
Thiruvananthapuram	73011	67670	93%	25597	38%
Thrissur	41910	40755	97%	20095	49%
Wayanad	17021	16099	95%	4413	27%
Grand Total	571923	536985	94%	186015	35%

1st Dose coverage for FLW is 100%

*Proportion of beneficiaries who are eligible (completed 9 months after 2nd dose)

TABLE5.Age-Appropriate Group (45-59 Years) Coverage as on 22/07/2022 midnight

Table 5: Age appropriate group (45-59 years) coverage							
45-59 years Coverage as on		23/07/2022		at 12 AM			
District	Target	1st Dose Coverage	Percentage	2nd Dose Coverage	Percentage fully vaccinated	Precaution dose	%
Alappuzha	535436	439085	82%	416840	78%	15375	4%
Ernakulam	809349	783935	97%	704305	87%	23583	3%
Idukki	237564	247023	104%	219492	92%	5247	2%
Kannur	527295	516036	98%	481109	91%	11008	2%
Kasaragod	253027	252322	100%	224357	89%	3347	2%
Kollam	541201	560279	104%	503710	93%	15485	3%
Kottayam	478470	414288	87%	375641	79%	9885	3%
Kozhikode	658949	655437	99%	582955	88%	12350	2%
Malappuram	733338	723280	99%	630735	86%	9494	2%
Palakkad	614226	547358	89%	501137	82%	14092	3%
Pathanamthitta	264372	281920	107%	252114	95%	9483	4%
Thiruvananthapuram	735836	681916	93%	614760	84%	20961	4%
Thrissur	689418	664241	96%	626948	91%	32211	5%
Wayanad	170537	177154	104%	164375	96%	3088	2%
Grand Total	7249018	69,44,274	96%	62,98,478	87%	185609	3%

TABLE6.Age-Appropriate Group (≥60 Years) Coverage as on 22/07/2022midnight

Table 6: Age appropriate group (≥ 60 years) coverage							
≥ 60 years Coverage as on		23/07/2022		at 12 AM			
District	Target	1st Dose Coverage	Percentage	2nd Dose Coverage	Percentage fully vaccinated	Precaution dose	%
Alappuzha	424565	439085	82%	416840	78%	15375	4%
Ernakulam	673885	783935	97%	704305	87%	23583	3%
Idukki	193981	247023	104%	219492	92%	5247	2%
Kannur	438602	516036	98%	481109	91%	11008	2%
Kasaragod	182460	252322	100%	224357	89%	3347	2%
Kollam	497558	560279	104%	503710	93%	15485	3%
Kottayam	418008	414288	87%	375641	79%	9885	3%
Kozhikode	526896	655437	99%	582955	88%	12350	2%
Malappuram	477642	723280	99%	630735	86%	9494	2%
Palakkad	437708	547358	89%	501137	82%	14092	3%
Pathanamthitta	311297	281920	107%	252114	95%	9483	4%
Thiruvananthapuram	630465	681916	93%	614760	84%	20961	4%
Thrissur	581781	664241	96%	626948	91%	32211	5%
Wayanad	128009	177154	104%	164375	96%	3088	2%
Grand Total	5922857	69,44,274	96%	62,98,478	87%	185609	3%

TABLE 6. Age-Appropriate Group (18-44 Years) Coverage as on 22/07/2022 midnight

18-44 years Coverage as on 23/07/2022 at 12 AM							
District	Target	First Dose					
		1st Dose Coverage	Percentage	2nd Dose Coverage	Percentage fully vaccinated	Precaution dose	%
Alappuzha	744178	670558	90%	636564	86%	11836	2%
Ernakulam	1470864	1512689	103%	1241037	84%	26969	2%
Idukki	437537	419942	96%	336292	77%	4816	2%
Kannur	947964	966492	102%	836543	88%	8426	1%
Kasaragod	556876	502253	90%	412834	74%	3080	1%
Kollam	1054752	933763	89%	798854	76%	11960	2%
Kottayam	665544	656401	99%	572236	86%	8130	2%
Kozhikode	1313678	1224412	93%	977163	74%	10088	1%
Malappuram	1777378	1833105	103%	1401794	79%	7828	1%
Palakkad	1088327	1087549	100%	922957	85%	10690	1%
Pathanamthitta	460819	443793	96%	359530	78%	7502	2%
Thiruvananthapuram	1309099	1250283	96%	1070879	82%	20200	2%
Thrissur	1274465	1099183	86%	1034061	81%	24915	3%
Wayanad	361152	354873	98%	303440	84%	2514	1%
Grand Total	13462633	1,29,55,296	96%	1,09,04,184	81%	158954	2%
*Among those who have taken first dose							

TABLE 7. Age-Appropriate Group (15-17 Years) Coverage as on 22/07/2022 midnight

15-17 years Coverage as on 23/07/2022 at 12 AM					
District	Target	1st Dose Coverage	Percentage	2nd Dose Coverage	Percentage fully vaccinated
Alappuzha	80832	80084	99%	66684	82%
Ernakulam	140530	120353	86%	92533	66%
Idukki	51339	38964	76%	30997	60%
Kannur	97722	102477	105%	76400	78%
Kasaragod	60496	52567	87%	35917	59%
Kollam	105234	99472	95%	73954	70%
Kottayam	85400	71920	84%	55604	65%
Kozhikode	143028	114356	80%	64843	45%
Malappuram	241212	191938	80%	93576	39%
Palakkad	132742	118356	89%	87154	66%
Pathanamthitta	48854	40762	83%	32896	67%
Thiruvananthapuram	145238	114160	79%	80993	56%
Thrissur	123540	125934	102%	99941	81%
Wayanad	29245	36888	126%	25683	88%
Grand Total	15,34,000	13,08,231	85%	9,17,175	60%

Table 8: Age appropriate group (12-14 years) Coverage as on 22/07/2022 midnight

12-14 years Coverage as on 23/07/2022 at 12 AM					
District	Target	1st Dose Coverage	Percentage	2nd Dose Coverage	Percentage fully vaccinated
Alappuzha	43284	50568	117%	36585	85%
Ernakulam	90244	74535	83%	43500	48%
Idukki	29672	23779	80%	14462	49%
Kannur	89079	54614	61%	32312	36%
Kasaragod	39968	29429	74%	14186	35%
Kollam	69984	54871	78%	31625	45%
Kottayam	55571	45413	82%	28526	51%
Kozhikode	103644	56739	55%	23521	23%
Malappuram	159652	107806	68%	23339	15%
Palakkad	75249	58003	77%	29690	39%
Pathanamthitta	33203	23141	70%	15978	48%
Thiruvananthapuram	93804	68807	73%	42547	45%
Thrissur	99789	73160	73%	51339	51%
Wayanad	27857	19561	70%	10491	38%
Grand Total	10,11,000	7,40,426	73%	3,98,101	39%

TABLE9.State Summary (18+) as on 22/07/2022 midnight

State Summary (18+) 23/07/2022 at 12 AM							
District	Target	First Dose	Percentage	Second Dose	Percentage*	Precaution Dose	Percentage
Alappuzha	1704179	1606995	94%	1518831	89%	204663	14%
Ernakulam	2954098	3113723	105%	2693619	91%	297878	12%
Idukki	869082	898140	103%	763545	88%	60352	8%
Kannur	1913861	2008899	105%	1808354	94%	169060	10%
Kasaragod	992363	972541	98%	831014	84%	54615	7%
Kollam	2093511	2071995	99%	1831263	87%	188734	11%
Kottayam	1562022	1561399	100%	1399778	90%	167475	13%
Kozhikode	2499523	2517236	101%	2141374	86%	162912	8%
Malappuram	2988358	3143397	105%	2561237	86%	134670	6%
Palakkad	2140261	2157585	101%	1904408	89%	180986	10%
Pathanamthitta	1036488	1092695	105%	940406	91%	154797	17%
Thiruvananthapuram	2675400	2711874	101%	2392053	89%	278486	12%
Thrissur	2545664	2445627	96%	2310071	91%	311716	14%
Wayanad	659698	691356	105%	611765	93%	46932	8%
Grand Total	2,66,34,508	2,69,93,462	101%	2,37,07,718	89%	2413276	11%

*Revised target population(> 18 years) as per MOHFW is 2.67 crores

*As per letter from Additional Secretary MOHFW- D O No 2317579/2021/Imm dated 15/09/2021

TABLE 10. Achievement for the day 22/07/2022 midnight

Daily achievement		22/07/2022		
District	First Dose	Second Dose	Precaution dose	Total Doses Administered
Alappuzha	44	166	2285	2495
Ernakulam	145	591	4751	5487
Idukki	44	129	2130	2303
Kannur	822	861	2499	4182
Kasaragod	238	471	736	1445
Kollam	192	376	4200	4768
Kottayam	35	80	1222	1337
Kozhikode	2372	1396	2874	6642
Malappuram	2126	2215	2382	6723
Palakkad	2174	1896	4690	8760
Pathanamthitta	17	69	1098	1184
Thiruvananthapuram	103	64	641	808
Thrissur	232	355	1555	2142
Wayanad	49	231	1484	1764
Grand Total	8593	8900	32547	50040

** Vaccine stock details couldn't be downloaded from e-VIN portal as the portal is down.

TABLE11.COVID Vaccination related sites

support@cowin.gov.in https://www.cowin.gov.in/home https://dashboard.kerala.gov.in/ https://dhs.kerala.gov.in/https://aogyakeralam.gov.in/https://sha.kerala.gov.in/

TABLE10.COVID Vaccination related Helpline numbers

National/State/District	Line1	Line2	Line3
National Helpline	1075	+91 1123978046	0120 4473222
Disha	1056	04712552056	
StateCallCenter	04712309251	04712309252	04712309255
Thiruvananthapuram	9188610100	1077	
Kollam	04742797609	8589015556	
Pathanamthitta	04682222515	04682228220	
Alappuzha	04772239999		
Kottayam	04812565200	04812304800	04812581900
Idukki	18004255640	04862232220	04862233118
Ernakulam	9072303861		
Thrissur	9400066921	9400066922	9400066923
Palakkad	04912505264	04912505189	8943341439
Malappuram	04832733253	04832737858	04832733252
Kozhikode	7594001442		
Wayanad	04936202343	04936202375	9072510900
Kannur	04972700194		
Kasargod	9061076590	9061079244	9061078026