



കേരള സർക്കാർ

www.health.kerala.gov.in

**COVID-19 OUTBREAK CONTROL AND PREVENTION STATE CELL
HEALTH & FAMILY WELFARE DEPARTMENT**

controlroom@hskerala@gmail.com

www.dhs.kerala.gov.in

Kerala HEALTH-COVID-19 DAILY VACCINATION BULLETIN

Date: 24/07/2022

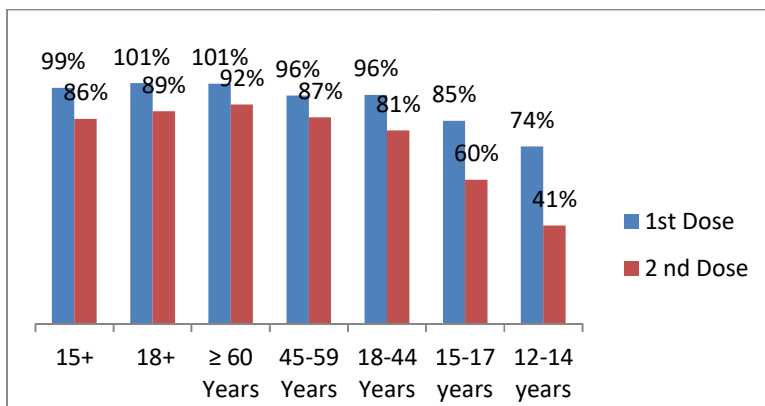
**OUR HEALTH OUR RESPONSIBILITY
VACCINE ADVISORY**

- People who are vaccinated with Covid Vaccine are reported to have reduced Covid related ICU admissions, serious disease and death.
- Early vaccination is useful to safeguard our life from this deadly disease.
- Vaccination sessions are planned as per the availability of vaccine. All are requested to cooperate.
- After receiving the first dose, second dose of Covishield vaccine is to be taken between 12–16 weeks and second dose of Covaxin between 4-6 weeks.
- Covid vaccination is currently available to all above 12 years. Children in 12-14 age group will get Corbevax and Children in 15-18 age group will get Covaxin.
- All person above 18 years will get precaution dose after 9 months or 39 weeks from the second dose. Health Staffs, Frontline workers and people above 60 years will get precaution dose free of cost from government CVC and others will get precaution dose from private CVC at the rate fixed by the Government . The Same vaccine administered as first and second dose is to be taken as precaution dose. People above 60 years with co-morbidities should take medical advice before receiving precaution dose.
- Vaccination is available free of cost in all Government covid vaccination centers, and at a nominal rate (as per the Gol order F.No.2079203/2021/Immunization) in selected private Hospitals.
- **ENSURE ALL YOUR ELIGIBLE FAMILY MEMBERS ARE PROTECTED BY RECEIVING ANY OF THE AVAILABLE COVID VACCINE.**
- **“COVAXIN, COVISHIELD AND CORBEVAX ARE EQUALLY EFFECTIVE AND SAFE”**
- **“BE FULLY PROTECTED – GET THE SECOND DOSE AND PRECAUTION DOSE AT YOUR SCHEDULED TIME”**

ANALYSIS

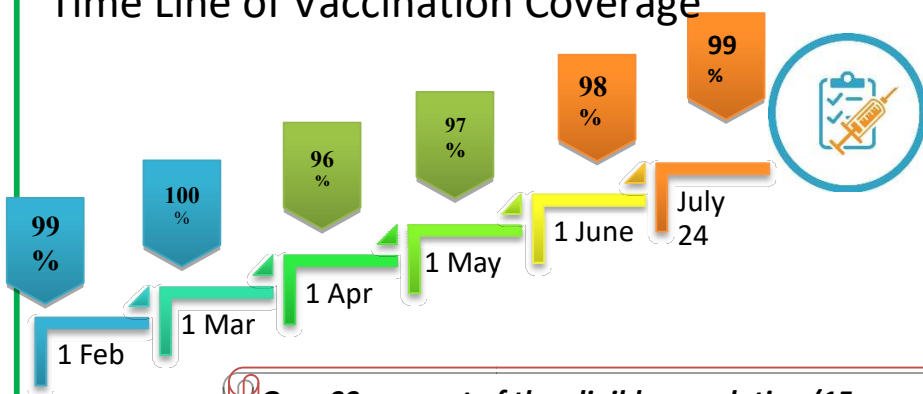
COVID-19 mass vaccinations are showing signs of preventing illness and steep decline in cases and hospital admissions in countries which done vaccination. Kerala started its vaccination for health care workers from January 16, 2021. The COVID-19 Vaccines Operational Guidelines issued by the Ministry of Health and Family Welfare, Govt. of India, 28th December 2020 and all subsequent Guidelines issued by Ministry of Health and Family Welfare, Govt of India are followed at the sites and all vaccination lanes

Summary of COVID Vaccine Administered as on 24/07/2022 midnight



- 99%** of eligible population vaccinated with a single dose till July 24
- 86%** of eligible population vaccinated with double dose till July 24
- State has vaccinated about **85%** of children aged 15 - 17 years with a single dose

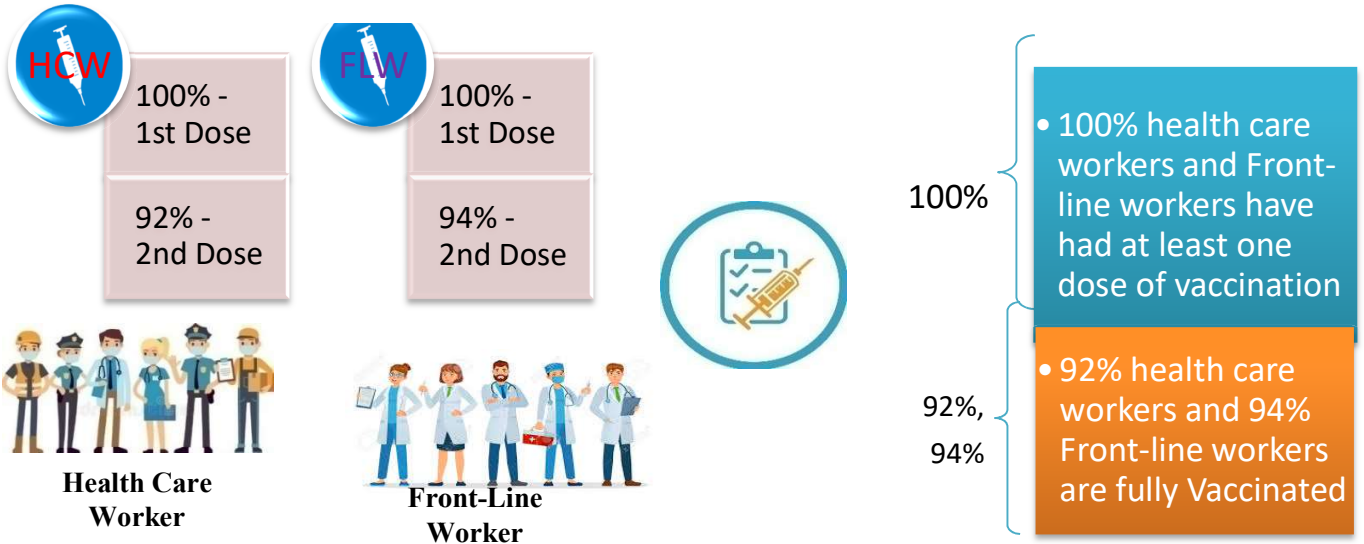
Time Line of Vaccination Coverage



Kerala began administration of COVID 19 Vaccines on 16th January, 2021. As of 24th July 2022, Kerala has administered over 55 million doses overall, including first and second doses of vaccines.

Over 99 per cent of the eligible population (15 + years) in Kerala has been administered the first dose of the Covid-19 vaccine. The state has achieved the target within 510 days since the beginning of the vaccination drive on January 16, 2021

Health Care Workers & Front-line Workers Vaccinated



Are You Vaccinated? You Still Need to Practice: SMS

- Even after vaccination, follow COVID appropriate behavior
- Practice Social Distancing and greet without physical contact
- Always wear clean face mask
- Wash your hands thoroughly and frequently or use hand sanitizer
- Follow the current COVID 19 guidelines to prevent further spread
- Stay Safe. Stay Strong. Get Vaccinated



Even After Getting Vaccinated Keep Taking Precautions to Protect Your Self



GET VACCINATED



WASH YOUR HANDS



WEAR A MASK



KEEP YOUR DISTANCE

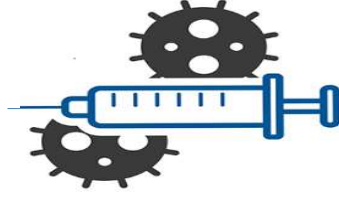
The Race Towards Full Vaccination - Weekly Trend

2nd – 8th July 2022

Kerala Administered over

0.99 Lakh

COVID Vaccine Doses during 2nd to 8th July, 2022



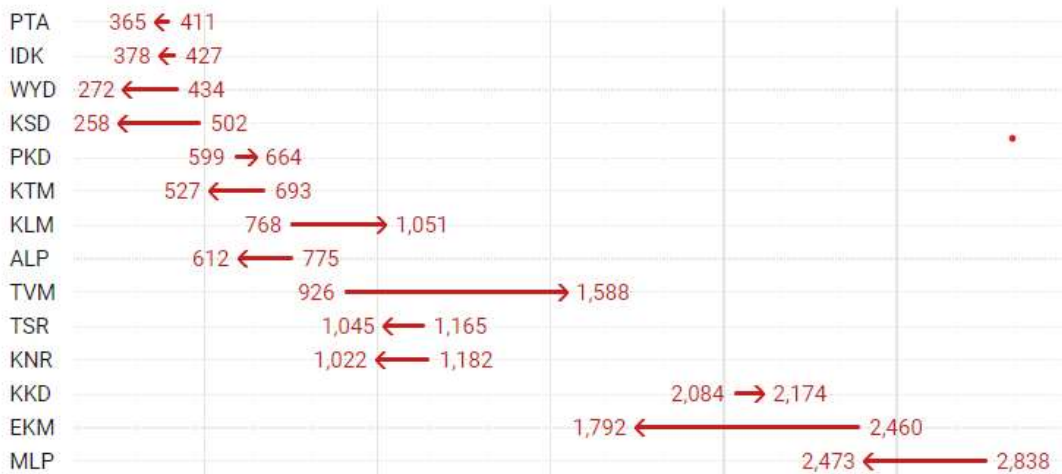
From 2nd to 8th July 2022 on average

0.14 lakh doses were administered daily.

Average Doses Administered Per day per week (in 1000)



Trend in average per day vaccination (in 1000) for the last two weeks

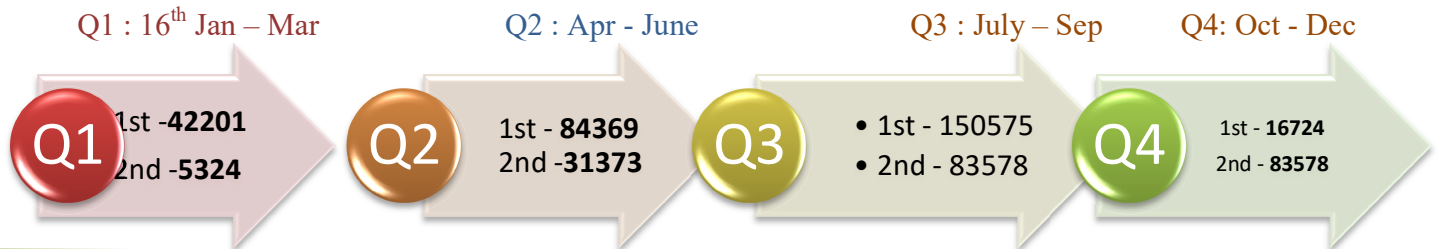


Race Against Time – Vaccination Quarterly Status

(Q1:16th Jan-Mar, Q2: Apr-June, Q3: July-Sep, Q4: Oct - Dec)

Daily Average Doses Administered per Quarter

In the first Quarter, only 42201 first doses and 5324 second doses were administered daily on average. During the second, third and fourth quarters, the daily vaccination of the first and second doses increased significantly.



Vaccination Achievement per Quarter

In the third quarter of the immunization drive, 52% of the eligible population (18 + age) in Kerala were given the first dose and 29% the second dose.

Dose Progression

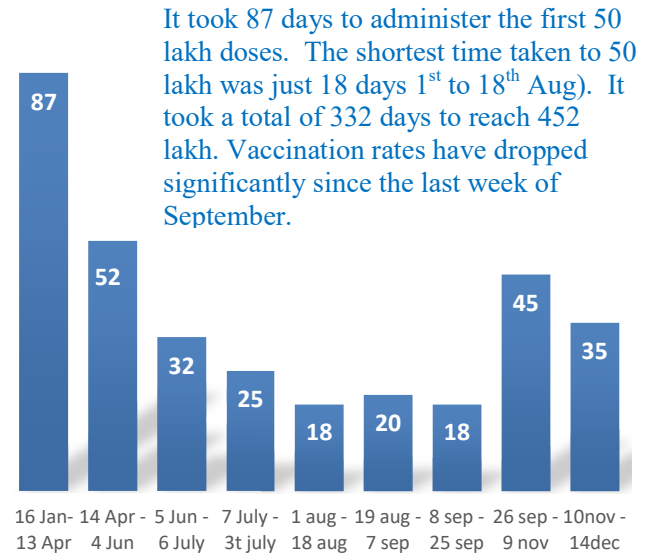
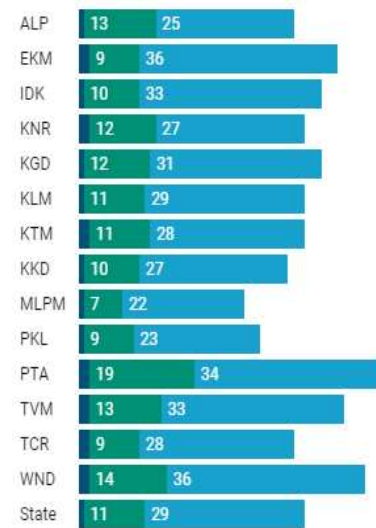
The chart shows the days taken for total COVID-19 Vaccination doses (both first and second) in Kerala to cross every 50 lakh dose mark

■ Q1 ■ Q2 ■ Q3

First Dose



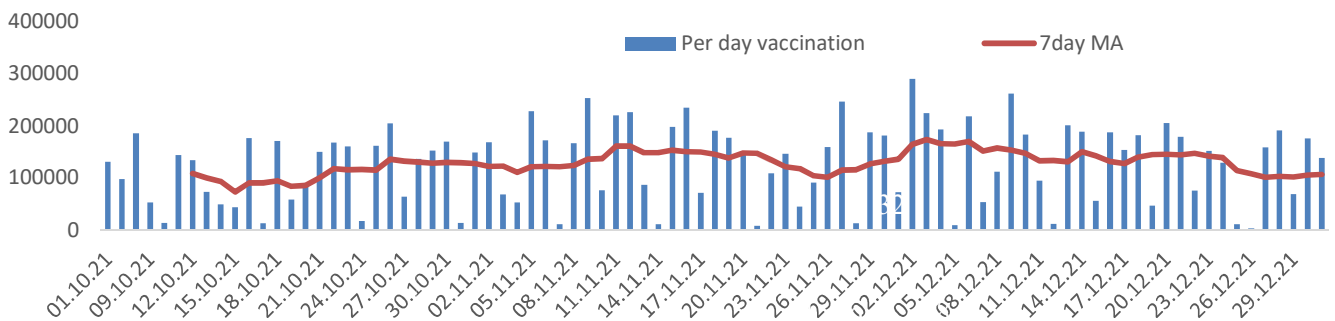
Second Dose



It took 87 days to administer the first 50 lakh doses. The shortest time taken to 50 lakh was just 18 days 1st to 18th Aug). It took a total of 332 days to reach 452 lakh. Vaccination rates have dropped significantly since the last week of September.

Vaccine Administered per Day and 7 days Moving Average in Last Quarter (Oct -Dec)

The seven-day moving average of daily doses in the last quarter showed a peak on December 2nd and continued to fluctuate thereafter



Important Message to the Public

- a. *Infection or infection rate is only a part and disease manifestation of disease is to be monitored*
- b. *Fatality among vaccinated people is very less. Disease severity among vaccinated people is less.*
- c. *People with comorbidity should be careful. Once detected covid positive they should get admitted and do not stay at home.*
- d. *Death in covid positive cases are among unvaccinated people, especially having comorbidities like Diabetes and Hypertension*
- e. *Late arrival to hospitals is one of the reason for Death among people with comorbidities*
- f. *Vaccinated people, only if symptomatic are advised to consult Doctor.*
- g. *Non Vaccinated people, if symptomatic, may do RTPCR test*
- h. *Antigen testing is only for emergency purpose*
- i. *Non vaccinated people with co-morbidities to do testing by RTPCR and consult doctor*
- j. *Repeat RTPCR is not needed among the people who are detected COVID positive in the previous 2 months*
- k. *All young person detected positive and at home isolation should do glucose test*

TABLE1.Total Vaccination done in the State as on 24/07/2022 midnight

State Summary (15+ years)-Total doses administered till 25/07/2022 at 12 AM								
District	Target	First Dose	Percent age	Second Dose	Percentage*	Precaution Dose	Percentage	Total doses administered
Alappuzha	1829568	1737899	95%	1623030	89%	207694	14%	35,68,623
Ernakulam	3217878	3309302	104%	2832161	89%	298443	12%	64,39,906
Idukki	950762	961040	101%	809545	85%	61091	8%	18,31,676
Kannur	2100307	2167498	103%	1919993	91%	170454	10%	42,57,945
Kasaragod	1092141	1054970	97%	882314	81%	55557	7%	19,92,841
Kollam	2268371	2226684	98%	1937656	85%	189649	11%	43,53,989
Kottayam	1704500	1679017	99%	1485365	87%	168077	13%	33,32,459
Kozhikode	2746273	2689292	98%	2231456	81%	164922	8%	50,85,670
Malappuram	3386535	3445275	102%	2680468	79%	137744	6%	62,63,487
Palakkad	2349082	2334694	99%	2022543	86%	184231	10%	45,41,468
Pathanamthitta	1118564	1156806	103%	989973	89%	155399	17%	23,02,178
Thiruvananthapuram	2914006	2895447	99%	2518049	86%	278947	12%	56,92,443
Thrissur	2767777	2645421	96%	2463231	89%	316081	15%	54,24,733
Wayanad	716933	747928	104%	648550	90%	48395	8%	14,44,873
Grand Total	29,162,697	2,90,51,273	99%	2,50,44,334	86%	24,36,684	11%	5,65,32,291

TABLE2.Covid-19 Vaccination Center Functional in the State as on 24/07/2022 midnight(25/07/2022 12AM)

DISTRICTS	12+	15+	18+	Total
Alappuzha	0	0	1	1
Ernakulam	1	1	6	8
Idukki	0	0	0	0
Kannur	0	0	3	3
Kasaragod	0	0	0	0
Kollam	1	0	2	3
Kottayam	0	0	1	1
Kozhikode	0	0	3	3
Malappuram	0	0	1	1
Palakkad	1	0	1	2
Pathanamthitta	0	0	1	1
Thiruvananthapuram	1	0	8	9
Thrissur	2	1	10	13
Wayanad	0	0	1	1
GrandTotal	6	2	38	46

TABLE3. Health Care Workers Coverage as on 24/07/2022 midnight

<i>DISTRICT</i>	<i>1st DOSE</i>	<i>2nd Dose</i>	<i>% fully vaccinated</i>	<i>Precaution dose</i>	<i>Precaution dose (%) *</i>
Alappuzha	29023	27246	94%	14746	54%
Ernakulam	85572	75868	89%	33754	45%
Idukki	13556	13024	96%	6582	51%
Kannur	40390	37563	93%	19507	52%
Kasaragod	11611	10825	93%	5109	47%
Kollam	36043	33839	94%	16334	49%
Kottayam	38708	36335	94%	18157	50%
Kozhikode	52735	47974	91%	19448	41%
Malappuram	44834	42019	94%	19242	46%
Palakkad	34677	32029	92%	16605	52%
Pathanamthitta	29337	25106	86%	12813	51%
Thiruvananthapuram	73434	66436	90%	29372	44%
Thrissur	51910	49219	95%	28305	58%
Wayanad	13979	13299	95%	6850	52%
Grand Total	555809	510782	92%	246824	49%

1st Dose coverage for HCW is 100%

*Proportion of beneficiaries who are eligible (completed 9 months after 2nd dose)

TABLE4. Frontline workers Coverage as on 24/07/2022 midnight

<i>DISTRICT</i>	<i>1st dose</i>	<i>2nd Dose</i>	<i>% fully vaccinated</i>	<i>Precaution dose</i>	<i>Precaution dose(%) *</i>
Alappuzha	39131	36770	94%	14440	39%
Ernakulam	54937	50374	92%	19731	39%
Idukki	22995	21356	93%	6240	29%
Kannur	41386	39982	97%	13923	35%
Kasaragod	24615	22499	91%	6696	30%
Kollam	42235	38873	92%	11605	30%
Kottayam	32141	30616	95%	12003	39%
Kozhikode	55273	52577	95%	10513	20%
Malappuram	53920	51304	95%	15105	30%
Palakkad	48097	45563	95%	18177	40%
Pathanamthitta	25251	22548	89%	7852	35%
Thiruvananthapuram	73011	67670	93%	25605	38%
Thrissur	41910	40756	97%	20163	50%
Wayanad	17021	16100	95%	4444	28%
Grand Total	571923	536988	94%	186497	35%

1st Dose coverage for FLW is 100%

*Proportion of beneficiaries who are eligible (completed 9 months after 2nd dose)

TABLE5.Age-Appropriate Group (45-59 Years) Coverage as on 24/07/2022 midnight

Table 5: Age appropriate group (45-59 years) coverage							
45-59 years Coverage as on		25/07/2022		at 12 AM			
District	Target	1st Dose Coverage	Percentage	2nd Dose Coverage	Percentage fully vaccinated	Precaution dose	%
Alappuzha	535436	439089	82%	416857	78%	16614	4%
Ernakulam	809349	783938	97%	704311	87%	23694	3%
Idukki	237564	247027	104%	219506	92%	5499	3%
Kannur	527295	516039	98%	481124	91%	11618	2%
Kasaragod	253027	252326	100%	224371	89%	3705	2%
Kollam	541201	560281	104%	503715	93%	15807	3%
Kottayam	478470	414291	87%	375644	79%	10108	3%
Kozhikode	658949	655445	99%	582981	88%	13144	2%
Malappuram	733338	723296	99%	630782	86%	10785	2%
Palakkad	614226	547364	89%	501174	82%	15524	3%
Pathanamthitta	264372	281920	107%	252115	95%	9703	4%
Thiruvananthapuram	735836	681916	93%	614761	84%	21048	4%
Thrissur	689418	664248	96%	626974	91%	33930	6%
Wayanad	170537	177156	104%	164383	96%	3733	2%
Grand Total	7249018	69,44,336	96%	62,98,698	87%	194912	3%

TABLE6.Age-Appropriate Group (≥60 Years) Coverage as on 24/07/2022midnight

Table 6: Age appropriate group (≥ 60 years) coverage							
≥ 60 years Coverage as on		25/07/2022		at 12 AM			
District	Target	1st Dose Coverage	Percentage	2nd Dose Coverage	Percentage fully vaccinated	Precaution dose	%
Alappuzha	424565	429200	101%	401432	95%	148901	38%
Ernakulam	673885	676594	100%	622042	92%	193971	32%
Idukki	193981	194625	100%	173387	89%	37620	22%
Kannur	438602	444596	101%	413168	94%	116456	29%
Kasaragod	182460	181741	100%	160504	88%	36553	23%
Kollam	497558	499677	100%	455992	92%	133544	30%
Kottayam	418008	419863	100%	384954	92%	119416	32%
Kozhikode	526896	529392	100%	480711	91%	110996	24%
Malappuram	477642	488265	102%	435412	91%	83686	20%
Palakkad	437708	439905	101%	402739	92%	122057	31%
Pathanamthitta	311297	312394	100%	281111	90%	117290	42%
Thiruvananthapuram	630465	633230	100%	572311	91%	182421	32%
Thrissur	581781	588389	101%	559121	96%	207032	38%
Wayanad	128009	128330	100%	114561	89%	30355	27%
Grand Total	5922857	59,66,201	101%	54,57,445	92%	16,40,298	31%

TABLE 6. Age-Appropriate Group (18-44 Years) Coverage as on 24/07/2022 midnight

18-44 years Coverage as on 25/07/2022 at 12 AM							
District	Target	First Dose					
		1st Dose Coverage	Percentage	2nd Dose Coverage	Percentage fully vaccinated	Precaution dose	%
Alappuzha	744178	670578	90%	636650	86%	12993	2%
Ernakulam	1470864	1512707	103%	1241103	84%	27293	2%
Idukki	437537	419968	96%	336358	77%	5150	2%
Kannur	947964	966505	102%	836641	88%	8950	1%
Kasaragod	556876	502278	90%	412945	74%	3494	1%
Kollam	1054752	933771	89%	798921	76%	12359	2%
Kottayam	665544	656419	99%	572352	86%	8393	2%
Kozhikode	1313678	1224479	93%	977348	74%	10821	1%
Malappuram	1777378	1833201	103%	1402222	79%	8926	1%
Palakkad	1088327	1087572	100%	923157	85%	11868	1%
Pathanamthitta	460819	443800	96%	359546	78%	7741	2%
Thiruvananthapuram	1309099	1250295	96%	1070902	82%	20501	2%
Thrissur	1274465	1099217	86%	1034214	81%	26651	3%
Wayanad	361152	354886	98%	303531	84%	3013	1%
Grand Total	13462633	1,29,55,676	96%	1,09,05,890	81%	168153	2%
*Among those who have taken first dose							

TABLE 7. Age-Appropriate Group (15-17 Years) Coverage as on 24/07/2022 midnight

15-17 years Coverage as on 25/07/2022 at 12 AM					
District	Target	1st Dose Coverage	Percentage	2nd Dose Coverage	Percentage fully vaccinated
Alappuzha	80832	80106	99%	66758	83%
Ernakulam	140530	120380	86%	92643	66%
Idukki	51339	38977	76%	31050	60%
Kannur	97722	102560	105%	76576	78%
Kasaragod	60496	52596	87%	36033	60%
Kollam	105234	99494	95%	74045	70%
Kottayam	85400	71983	84%	55934	65%
Kozhikode	143028	114397	80%	64949	45%
Malappuram	241212	192544	80%	94155	39%
Palakkad	132742	118457	89%	87391	66%
Pathanamthitta	48854	40764	83%	32915	67%
Thiruvananthapuram	145238	114164	79%	81000	56%
Thrissur	123540	125959	102%	100058	81%
Wayanad	29245	36903	126%	25798	88%
Grand Total	15,34,000	13,09,284	85%	9,19,305	60%

Table 8: Age appropriate group (12-14 years) Coverage as on 24/07/2022 midnight

12-14 years Coverage as on 25/07/2022 at 12 AM					
District	Target	1st Dose Coverage	Percentage	2nd Dose Coverage	Percentage fully vaccinated
Alappuzha	43284	50772	117%	37317	86%
Ernakulam	90244	75174	83%	45820	51%
Idukki	29672	23892	81%	14864	50%
Kannur	89079	56022	63%	34939	39%
Kasaragod	39968	29803	75%	15137	38%
Kollam	69984	55183	79%	32271	46%
Kottayam	55571	45612	82%	29530	53%
Kozhikode	103644	57571	56%	24916	24%
Malappuram	159652	109215	68%	24574	15%
Palakkad	75249	58622	78%	30490	41%
Pathanamthitta	33203	23340	70%	16632	50%
Thiruvananthapuram	93804	69397	74%	44969	48%
Thrissur	99789	73788	74%	52889	53%
Wayanad	27857	19653	71%	10878	39%
Grand Total	10,11,000	7,48,044	74%	4,15,226	41%

TABLE9.State Summary (18+) as on 24/07/2022 midnight

State Summary (18+) 25/07/2022 at 12 AM							
District	Target	First Dose	Percentage	Second Dose	Percentage*	Precaution Dose	Percentage
Alappuzha	1704179	1607021	94%	1518955	89%	207694	14%
Ernakulam	2954098	3113748	105%	2693698	91%	298443	12%
Idukki	869082	898171	103%	763631	88%	61091	8%
Kannur	1913861	2008916	105%	1808478	94%	170454	10%
Kasaragod	992363	972571	98%	831144	84%	55557	7%
Kollam	2093511	2072007	99%	1831340	87%	189649	11%
Kottayam	1562022	1561422	100%	1399901	90%	168077	13%
Kozhikode	2499523	2517324	101%	2141591	86%	164922	8%
Malappuram	2988358	3143516	105%	2561739	86%	137744	6%
Palakkad	2140261	2157615	101%	1904662	89%	184231	10%
Pathanamthitta	1036488	1092702	105%	940426	91%	155399	17%
Thiruvananthapuram	2675400	2711886	101%	2392080	89%	278947	12%
Thrissur	2545664	2445674	96%	2310284	91%	316081	15%
Wayanad	659698	691372	105%	611874	93%	48395	8%
Grand Total	2,66,34,508	2,69,93,945	101%	2,37,09,803	89%	2436684	11%

*Revised target population(> 18 years) as per MOHFW is 2.67 crores

*As per letter from Additional Secretary MOHFW- D O No 2317579/2021/Imm dated 15/09/2021

TABLE 10. Achievement for the day 24/07/2022 midnight

Daily achievement		24/07/2022		
District	First Dose	Second Dose	Precaution dose	Total Doses Administered
Alappuzha	0	0	7	7
Ernakulam	7	28	67	102
Idukki	0	0	0	0
Kannur	0	3	4	7
Kasaragod	0	0	0	0
Kollam	1	4	23	28
Kottayam	0	1	10	11
Kozhikode	14	27	12	53
Malappuram	2	3	1	6
Palakkad	1	2	4	7
Pathanamthitta	2	0	19	21
Thiruvananthapuram	8	14	126	148
Thrissur	35	107	521	663
Wayanad	0	0	0	0
Grand Total	70	189	794	1053

** Vaccine stock details couldn't be downloaded from e-VIN portal as the portal is down.

TABLE11.COVID Vaccination related sites

support@cowin.gov.in https://www.cowin.gov.in/home https://dashboard.kerala.gov.in/ https://dhs.kerala.gov.in/https://aogyakeralam.gov.in/https://sha.kerala.gov.in/

TABLE10.COVID Vaccination related Helpline numbers

National/State/District	Line1	Line2	Line3
National Helpline	1075	+91 1123978046	0120 4473222
Disha	1056	04712552056	
StateCallCenter	04712309251	04712309252	04712309255
Thiruvananthapuram	9188610100	1077	
Kollam	04742797609	8589015556	
Pathanamthitta	04682222515	04682228220	
Alappuzha	04772239999		
Kottayam	04812565200	04812304800	04812581900
Idukki	18004255640	04862232220	04862233118
Ernakulam	9072303861		
Thrissur	9400066921	9400066922	9400066923
Palakkad	04912505264	04912505189	8943341439
Malappuram	04832733253	04832737858	04832733252
Kozhikode	7594001442		
Wayanad	04936202343	04936202375	9072510900
Kannur	04972700194		
Kasargod	9061076590	9061079244	9061078026