



www.health.kerala.gov.in

**COVID-19 OUTBREAK CONTROL AND PREVENTION STATE CELL
HEALTH&FAMILY WELFARE DEPARTMENT
Govt of Kerala**

controlroomdhskerala@gmail.com

www.dhs.kerala.gov.in

Kerala HEALTH-COVID-19 DAILY VACCINATION BULLETIN

Date: 25/07/2022

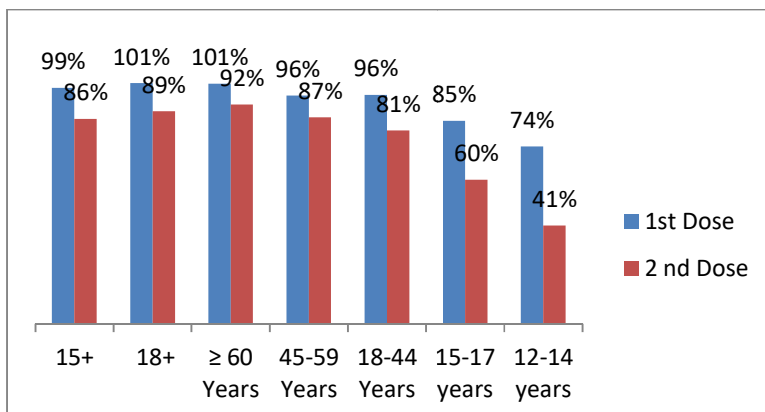
**OUR HEALTH OUR RESPONSIBILITY
VACCINE ADVISORY**

- *People who are vaccinated with Covid Vaccine are reported to have reduced Covid related ICU admissions, serious disease and death.*
- *Early vaccination is useful to safeguard our life from this deadly disease.*
- *Vaccination sessions are planned as per the availability of vaccine. All are requested to cooperate.*
- *After receiving the first dose, second dose of Covishield vaccine is to be taken between 12–16weeks and second dose of Covaxin between 4-6 weeks.*
- *Covid vaccination is currently available to all above 12years. Children in 12-14 age group will get Corbevax and Children in 15-18 age group will get Covaxin.*
- *All person above 18 years will get precaution dose after 9 months or 39 weeks from the second dose. Health Staffs, Frontline workers and people above 60 years will get precaution dose free of cost from government CVC and others will get precaution dose from private CVC at the rate fixed by the Government . The Same vaccine administered as first and second dose is to be taken as precaution dose. People above 60 years with co-morbidities should take medical advice before receiving precaution dose.*
- *Vaccination is available free of cost in all Government covid vaccination centers, and at a nominal rate (as per the Gol order F.No.2079203/2021/Immunization) in selected private Hospitals.*
- **ENSURE ALL YOUR ELIGIBLE FAMILY MEMBERS ARE PROTECTED BY RECEIVING ANY OF THE AVAILABLE COVID VACCINE.**
- **“COVAXIN, COVISHIELD AND CORBEVAX ARE EQUALLY EFFECTIVE AND SAFE”**
- **“BE FULLY PROTECTED – GET THE SECOND DOSE AND PRECAUTION DOSE AT YOUR SCHEDULED TIME”**

ANALYSIS

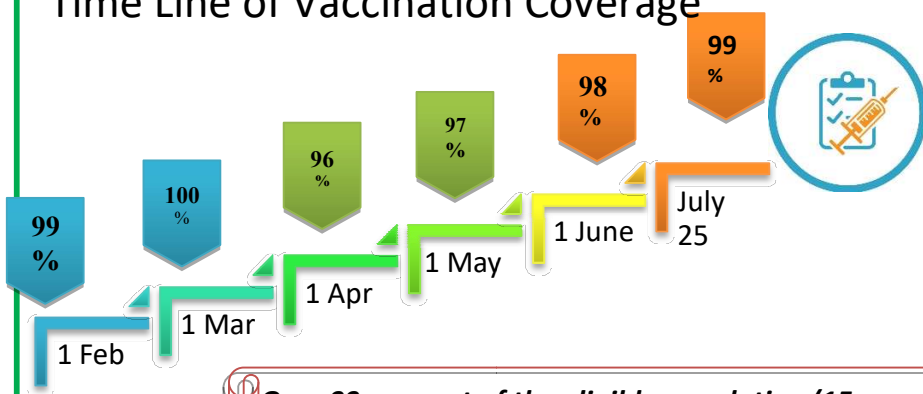
COVID-19 mass vaccinations are showing signs of preventing illness and steep decline in cases and hospital admissions in countries which done vaccination. Kerala started its vaccination for health care workers from January 16, 2021. The COVID-19 Vaccines Operational Guidelines issued by the Ministry of Health and Family Welfare, Govt. of India, 28th December 2020 and all subsequent Guidelines issued by Ministry of Health and Family Welfare, Govt of India are followed at the sites and all vaccination lanes

Summary of COVID Vaccine Administered as on 25/07/2022 midnight



- 99%** of eligible population vaccinated with a single dose till July 25
- 86%** of eligible population vaccinated with double dose till July 25
- State has vaccinated about **85%** of children aged 15 - 17 years with a single dose

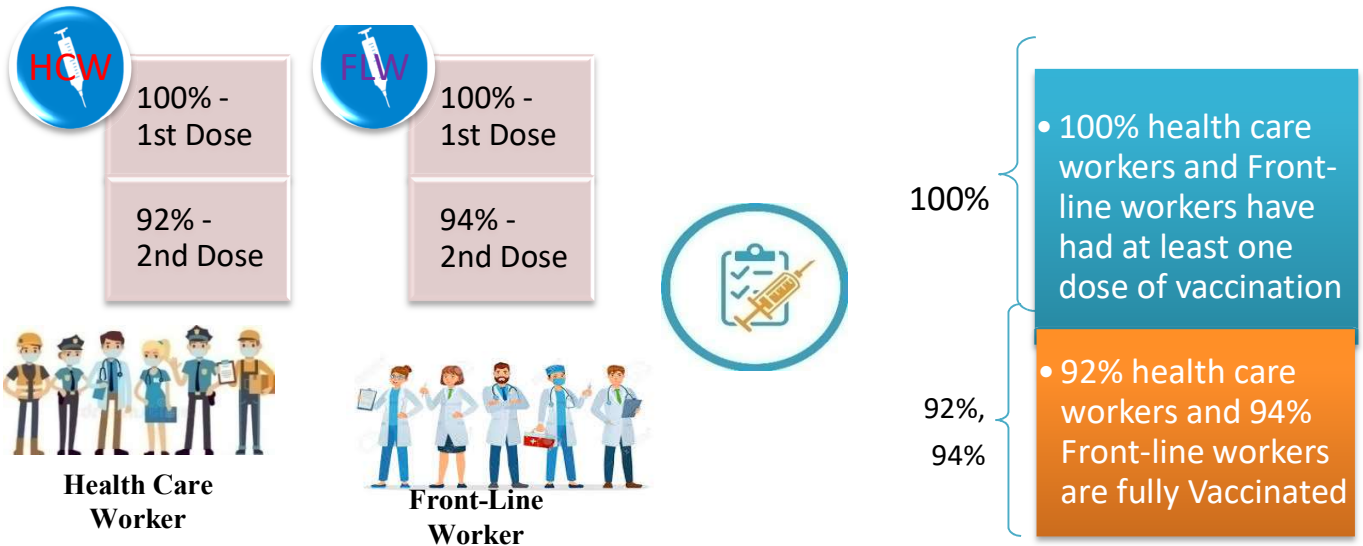
Time Line of Vaccination Coverage



Kerala began administration of COVID 19 Vaccines on 16th January, 2021. As of 25th July 2022, Kerala has administered over 55 million doses overall, including first and second doses of vaccines.


Over 99 per cent of the eligible population (15 + years) in Kerala has been administered the first dose of the Covid-19 vaccine. The state has achieved the target within 510 days since the beginning of the vaccination drive on January 16, 2021

Health Care Workers & Front-line Workers Vaccinated



Are You Vaccinated? You Still Need to Practice: SMS

- Even after vaccination, follow COVID appropriate behavior
- Practice Social Distancing and greet without physical contact
- Always wear clean face mask
- Wash your hands thoroughly and frequently or use hand sanitizer
- Follow the current COVID 19 guidelines to prevent further spread
- Stay Safe. Stay Strong. Get Vaccinated



Even After Getting Vaccinated Keep Taking Precautions to Protect Your Self



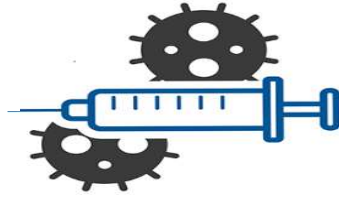
The Race Towards Full Vaccination - Weekly Trend

2nd – 8th July 2022

Kerala Administered over

0.99 Lakh

COVID Vaccine Doses during 2nd to 8th July, 2022



From 2nd to 8th July 2022 on average

0.14 lakh

doses were administered daily.

Average Doses Administered Per day per week (in 1000)



Trend in average per day vaccination (in 1000) for the last two weeks

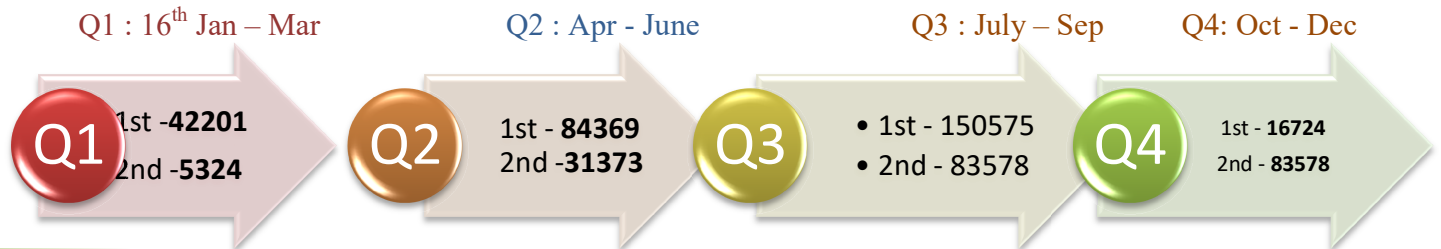


Race Against Time – Vaccination Quarterly Status

(Q1:16th Jan-Mar, Q2: Apr-June, Q3: July-Sep, Q4: Oct-Dec)

Daily Average Doses Administered per Quarter

In the first Quarter, only 42201 first doses and 5324 second doses were administered daily on average. During the second, third and fourth quarters, the daily vaccination of the first and second doses increased significantly.



Vaccination Achievement per Quarter

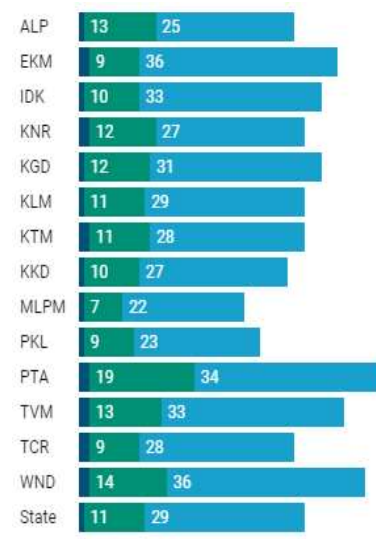
In the third quarter of the immunization drive, 52% of the eligible population (18 + age) in Kerala were given the first dose and 29% the second dose.

■ Q1 ■ Q2 ■ Q3

First Dose

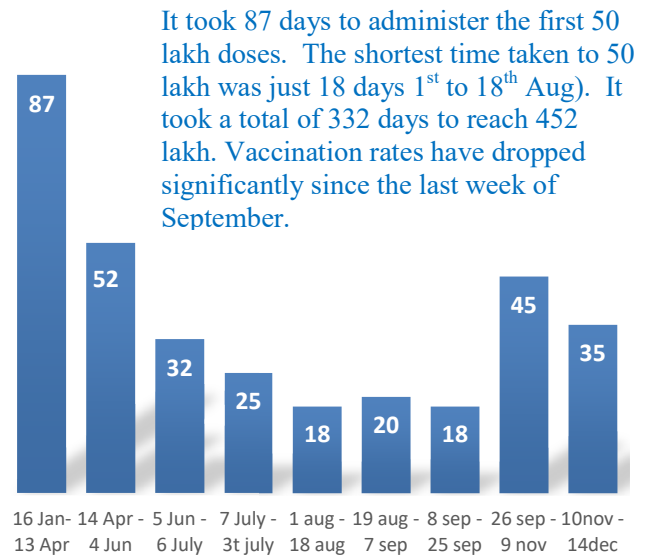


Second Dose



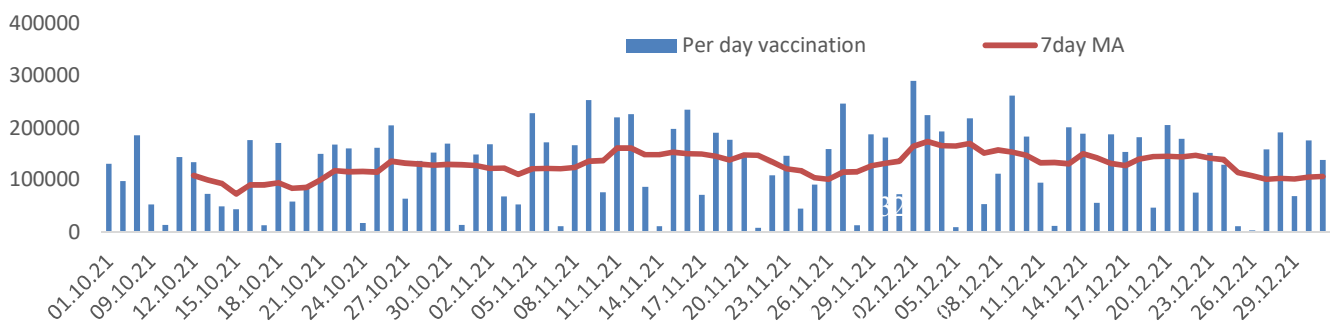
Dose Progression

The chart shows the days taken for total COVID-19 Vaccination doses (both first and second) in Kerala to cross every 50 lakh dose mark



Vaccine Administered per Day and 7 days Moving Average in Last Quarter (Oct -Dec)

The seven-day moving average of daily doses in the last quarter showed a peak on December 2nd and continued to fluctuate thereafter



Important Message to the Public

- a. *Infection or infection rate is only a part and disease manifestation of disease is to be monitored*
- b. *Fatality among vaccinated people is very less. Disease severity among vaccinated people is less.*
- c. *People with comorbidity should be careful. Once detected covid positive they should get admitted and do not stay at home.*
- d. *Death in covid positive cases are among unvaccinated people, especially having comorbidities like Diabetes and Hypertension*
- e. *Late arrival to hospitals is one of the reason for Death among people with comorbidities*
- f. *Vaccinated people, only if symptomatic are advised to consult Doctor.*
- g. *Non Vaccinated people, if symptomatic, may do RTPCR test*
- h. *Antigen testing is only for emergency purpose*
- i. *Non vaccinated people with co-morbidities to do testing by RTPCR and consult doctor*
- j. *Repeat RTPCR is not needed among the people who are detected COVID positive in the previous 2 months*
- k. *All young person detected positive and at home isolation should do glucose test*

TABLE1.Total Vaccination done in the State as on 25/07/2022 midnight

State Summary (15+ years)-Total doses administered till 26/07/2022 at 12 AM								
District	Target	First Dose	Percent age	Second Dose	Percentage*	Precaution Dose	Percentage	Total doses administered
Alappuzha	1829568	1737917	95%	1623107	89%	209333	15%	35,70,357
Ernakulam	3217878	3309472	104%	2832446	89%	299157	12%	64,41,075
Idukki	950762	961099	101%	809764	85%	62293	9%	18,33,156
Kannur	2100307	2168067	103%	1920642	91%	171276	10%	42,59,985
Kasaragod	1092141	1055252	97%	882986	81%	56273	7%	19,94,511
Kollam	2268371	2226998	98%	1938027	85%	191773	11%	43,56,798
Kottayam	1704500	1679030	99%	1485420	87%	169194	13%	33,33,644
Kozhikode	2746273	2689673	98%	2232113	81%	169538	8%	50,91,324
Malappuram	3386535	3447001	102%	2682798	79%	140971	6%	62,70,770
Palakkad	2349082	2335403	99%	2023389	86%	189304	11%	45,48,096
Pathanamthitta	1118564	1156812	103%	989996	89%	155650	17%	23,02,458
Thiruvananthapuram	2914006	2895456	99%	2518104	86%	279238	12%	56,92,798
Thrissur	2767777	2645521	96%	2463612	89%	320629	15%	54,29,762
Wayanad	716933	747940	104%	648671	90%	49190	8%	14,45,801
Grand Total	29,162,697	2,90,55,641	99%	2,50,51,075	86%	24,63,819	11%	5,65,70,535

TABLE2.Covid-19 Vaccination Center Functional in the State as on 25/07/2022 midnight(26/07/2022 12AM)

DISTRICTS	12+	15+	18+	Total
Alappuzha	1	0	88	89
Ernakulam	1	2	23	26
Idukki	3	7	26	36
Kannur	14	6	19	39
Kasaragod	27	10	41	78
Kollam	2	9	35	46
Kottayam	0	19	26	45
Kozhikode	11	3	95	109
Malappuram	25	22	50	97
Palakkad	16	21	45	82
Pathanamthitta	0	1	10	11
Thiruvananthapuram	0	2	10	12
Thrissur	30	88	141	259
Wayanad	8	12	20	40
GrandTotal	138	202	629	969

TABLE3. Health Care Workers Coverage as on 25/07/2022 midnight

<i>DISTRICT</i>	<i>1st DOSE</i>	<i>2nd Dose</i>	<i>% fully vaccinated</i>	<i>Precaution dose</i>	<i>Precaution dose (%) *</i>
Alappuzha	29023	27247	94%	14759	54%
Ernakulam	85572	75868	89%	33767	45%
Idukki	13556	13024	96%	6592	51%
Kannur	40390	37564	93%	19542	52%
Kasaragod	11611	10825	93%	5121	48%
Kollam	36043	33839	94%	16355	49%
Kottayam	38708	36335	94%	18191	50%
Kozhikode	52735	47976	91%	19533	41%
Malappuram	44834	42019	94%	19300	46%
Palakkad	34677	32029	92%	16653	52%
Pathanamthitta	29337	25106	86%	12818	51%
Thiruvananthapuram	73434	66438	90%	29393	44%
Thrissur	51910	49220	95%	28362	58%
Wayanad	13979	13300	95%	6897	52%
Grand Total	555809	510790	92%	247283	49%

1st Dose coverage for HCW is 100%

*Proportion of beneficiaries who are eligible (completed 9 months after 2nd dose)

TABLE4. Frontline workers Coverage as on 25/07/2022 midnight

<i>DISTRICT</i>	<i>1st dose</i>	<i>2nd Dose</i>	<i>% fully vaccinated</i>	<i>Precaution dose</i>	<i>Precaution dose(%) *</i>
Alappuzha	39131	36770	94%	14466	39%
Ernakulam	54937	50374	92%	19741	39%
Idukki	22995	21357	93%	6264	29%
Kannur	41386	39982	97%	13929	35%
Kasaragod	24615	22502	91%	6709	30%
Kollam	42235	38874	92%	11634	30%
Kottayam	32141	30616	95%	12016	39%
Kozhikode	55274	52579	95%	10591	20%
Malappuram	53920	51305	95%	15157	30%
Palakkad	48097	45565	95%	18283	40%
Pathanamthitta	25251	22549	89%	7852	35%
Thiruvananthapuram	73011	67670	93%	25610	38%
Thrissur	41910	40756	97%	20214	50%
Wayanad	17021	16100	95%	4462	28%
Grand Total	571924	536999	94%	186928	35%

1st Dose coverage for FLW is 100%

*Proportion of beneficiaries who are eligible (completed 9 months after 2nd dose)

TABLE5.Age-Appropriate Group (45-59 Years) Coverage as on 25/07/2022 midnight

Table 5: Age appropriate group (45-59 years) coverage							
45-59 years Coverage as on		26/07/2022		at 12 AM			
District	Target	1st Dose Coverage	Percentage	2nd Dose Coverage	Percentage fully vaccinated	Precaution dose	%
Alappuzha	535436	439093	82%	416874	78%	17332	4%
Ernakulam	809349	783941	97%	704319	87%	23931	3%
Idukki	237564	247027	104%	219512	92%	5976	3%
Kannur	527295	516041	98%	481132	91%	11946	3%
Kasaragod	253027	252327	100%	224384	89%	4017	2%
Kollam	541201	560282	104%	503733	93%	16691	3%
Kottayam	478470	414292	87%	375650	79%	10541	3%
Kozhikode	658949	655466	99%	583051	88%	15142	3%
Malappuram	733338	723304	99%	630844	86%	12162	2%
Palakkad	614226	547369	89%	501229	82%	17757	4%
Pathanamthitta	264372	281921	107%	252116	95%	9802	4%
Thiruvananthapuram	735836	681919	93%	614765	84%	21135	4%
Thrissur	689418	664249	96%	627000	91%	35830	6%
Wayanad	170537	177157	104%	164388	96%	4023	2%
Grand Total	7249018	69,44,388	96%	62,98,997	87%	206285	3%

TABLE6.Age-Appropriate Group (≥60 Years) Coverage as on 25/07/2022midnight

Table 6: Age appropriate group (≥ 60 years) coverage							
≥ 60 years Coverage as on		26/07/2022		at 12 AM			
District	Target	1st Dose Coverage	Percentage	2nd Dose Coverage	Percentage fully vaccinated	Precaution dose	%
Alappuzha	424565	429201	101%	401440	95%	149250	38%
Ernakulam	673885	676597	100%	622047	92%	194131	32%
Idukki	193981	194626	100%	173395	89%	37893	22%
Kannur	438602	444596	101%	413170	94%	116608	29%
Kasaragod	182460	181742	100%	160512	88%	36693	23%
Kollam	497558	499681	100%	456008	92%	134000	30%
Kottayam	418008	419864	100%	384961	92%	119662	32%
Kozhikode	526896	529407	100%	480762	91%	112152	24%
Malappuram	477642	488266	102%	435448	91%	84388	20%
Palakkad	437708	439908	101%	402754	92%	123014	31%
Pathanamthitta	311297	312395	100%	281111	90%	117337	42%
Thiruvananthapuram	630465	633230	100%	572315	91%	182454	32%
Thrissur	581781	588395	101%	559140	96%	207848	38%
Wayanad	128009	128330	100%	114569	90%	30532	27%
Grand Total	5922857	59,66,238	101%	54,57,632	92%	16,45,962	31%

TABLE 6. Age-Appropriate Group (18-44 Years) Coverage as on 25/07/2022 midnight

18-44 years Coverage as on 26/07/2022 at 12 AM							
District	Target	First Dose					
		1st Dose Coverage	Percentage	2nd Dose Coverage	Percentage fully vaccinated	Precaution dose	%
Alappuzha	744178	670591	90%	636698	86%	13526	2%
Ernakulam	1470864	1512720	103%	1241145	84%	27587	2%
Idukki	437537	419984	96%	336419	77%	5568	2%
Kannur	947964	966517	102%	836684	88%	9251	1%
Kasaragod	556876	502307	90%	413019	74%	3733	1%
Kollam	1054752	933788	89%	799022	76%	13093	2%
Kottayam	665544	656429	99%	572383	86%	8784	2%
Kozhikode	1313678	1224578	93%	977734	74%	12120	1%
Malappuram	1777378	1833336	103%	1402663	79%	9964	1%
Palakkad	1088327	1087630	100%	923463	85%	13597	2%
Pathanamthitta	460819	443804	96%	359567	78%	7841	2%
Thiruvananthapuram	1309099	1250300	96%	1070925	82%	20646	2%
Thrissur	1274465	1099246	86%	1034339	81%	28375	3%
Wayanad	361152	354889	98%	303568	84%	3276	1%
Grand Total	13462633	1,29,56,119	96%	1,09,07,629	81%	177361	2%
*Among those who have taken first dose							

TABLE 7. Age-Appropriate Group (15-17 Years) Coverage as on 25/07/2022 midnight

15-17 years Coverage as on 26/07/2022 at 12 AM					
District	Target	1st Dose Coverage	Percentage	2nd Dose Coverage	Percentage fully vaccinated
Alappuzha	80832	80106	99%	66761	83%
Ernakulam	140530	120388	86%	92669	66%
Idukki	51339	38996	76%	31119	61%
Kannur	97722	102606	105%	76614	78%
Kasaragod	60496	52666	87%	36131	60%
Kollam	105234	99506	95%	74082	70%
Kottayam	85400	71984	84%	55944	66%
Kozhikode	143028	114407	80%	64967	45%
Malappuram	241212	192758	80%	94387	39%
Palakkad	132742	118537	89%	87612	66%
Pathanamthitta	48854	40764	83%	32915	67%
Thiruvananthapuram	145238	114165	79%	81021	56%
Thrissur	123540	125987	102%	100153	81%
Wayanad	29245	36910	126%	25832	88%
Grand Total	15,34,000	13,09,780	85%	9,20,207	60%

Table 8: Age appropriate group (12-14 years) Coverage as on 25/07/2022 midnight

12-14 years Coverage as on 26/07/2022 at 12 AM					
District	Target	1st Dose Coverage	Percentage	2nd Dose Coverage	Percentage fully vaccinated
Alappuzha	43284	50772	117%	37317	86%
Ernakulam	90244	75317	83%	46024	51%
Idukki	29672	23915	81%	14938	50%
Kannur	89079	56531	63%	35496	40%
Kasaragod	39968	29984	75%	15613	39%
Kollam	69984	55463	79%	32469	46%
Kottayam	55571	45612	82%	29531	53%
Kozhikode	103644	57806	56%	25044	24%
Malappuram	159652	110583	69%	26132	16%
Palakkad	75249	59185	79%	30737	41%
Pathanamthitta	33203	23340	70%	16632	50%
Thiruvananthapuram	93804	69397	74%	44970	48%
Thrissur	99789	73824	74%	53004	53%
Wayanad	27857	19654	71%	10914	39%
Grand Total	10,11,000	7,51,383	74%	4,18,821	41%

TABLE9.State Summary (18+) as on 25/07/2022 midnight

State Summary (18+) 26/07/2022 at 12 AM							
District	Target	First Dose	Percentage	Second Dose	Percentage*	Precaution Dose	Percentage
Alappuzha	1704179	1607039	94%	1519029	89%	209333	15%
Ernakulam	2954098	3113767	105%	2693753	91%	299157	12%
Idukki	869082	898188	103%	763707	88%	62293	9%
Kannur	1913861	2008930	105%	1808532	94%	171276	10%
Kasaragod	992363	972602	98%	831242	84%	56273	7%
Kollam	2093511	2072029	99%	1831476	87%	191773	11%
Kottayam	1562022	1561434	100%	1399945	90%	169194	13%
Kozhikode	2499523	2517460	101%	2142102	86%	169538	8%
Malappuram	2988358	3143660	105%	2562279	86%	140971	6%
Palakkad	2140261	2157681	101%	1905040	89%	189304	11%
Pathanamthitta	1036488	1092708	105%	940449	91%	155650	17%
Thiruvananthapuram	2675400	2711894	101%	2392113	89%	279238	12%
Thrissur	2545664	2445710	96%	2310455	91%	320629	15%
Wayanad	659698	691376	105%	611925	93%	49190	8%
Grand Total	2,66,34,508	2,69,94,478	101%	2,37,12,047	89%	2463819	11%

*Revised target population(> 18 years) as per MOHFW is 2.67 crores

*As per letter from Additional Secretary MOHFW- D O No 2317579/2021/Imm dated 15/09/2021

TABLE 10. Achievement for the day 25/07/2022 midnight

Daily achievement		25/07/2022		
District	First Dose	Second Dose	Precaution dose	Total Doses Administered
Alappuzha	17	77	1637	1731
Ernakulam	170	285	623	1078
Idukki	59	219	1202	1480
Kannur	568	649	815	2032
Kasaragod	282	669	715	1666
Kollam	314	371	2124	2809
Kottayam	13	54	1110	1177
Kozhikode	370	646	4611	5627
Malappuram	1726	2329	3226	7281
Palakkad	709	846	5060	6615
Pathanamthitta	6	23	251	280
Thiruvananthapuram	9	53	275	337
Thrissur	100	381	4547	5028
Wayanad	12	121	795	928
Grand Total	4355	6723	26991	38069

** Vaccine stock details couldn't be downloaded from e-VIN portal as the portal is down.

TABLE11.COVID Vaccination related sites

support@cowin.gov.in https://www.cowin.gov.in/home https://dashboard.kerala.gov.in/ https://dhs.kerala.gov.in/https://aogyakeralam.gov.in/https://sha.kerala.gov.in/

TABLE10.COVID Vaccination related Helpline numbers

National/State/District	Line1	Line2	Line3
National Helpline	1075	+91 1123978046	0120 4473222
Disha	1056	04712552056	
StateCallCenter	04712309251	04712309252	04712309255
Thiruvananthapuram	9188610100	1077	
Kollam	04742797609	8589015556	
Pathanamthitta	04682222515	04682228220	
Alappuzha	04772239999		
Kottayam	04812565200	04812304800	04812581900
Idukki	18004255640	04862232220	04862233118
Ernakulam	9072303861		
Thrissur	9400066921	9400066922	9400066923
Palakkad	04912505264	04912505189	8943341439
Malappuram	04832733253	04832737858	04832733252
Kozhikode	7594001442		
Wayanad	04936202343	04936202375	9072510900
Kannur	04972700194		
Kasargod	9061076590	9061079244	9061078026