



[www.health.kerala.gov.in](http://www.health.kerala.gov.in)

**COVID-19 OUTBREAK CONTROL AND PREVENTION STATE CELL  
HEALTH&FAMILY WELFARE DEPARTMENT  
Govt of Kerala**

[controlroomdhskerala@gmail.com](mailto:controlroomdhskerala@gmail.com)

[www.dhs.kerala.gov.in](http://www.dhs.kerala.gov.in)

**Kerala HEALTH-COVID-19 DAILY VACCINATION BULLETIN**

**Date: 27/07/2022**

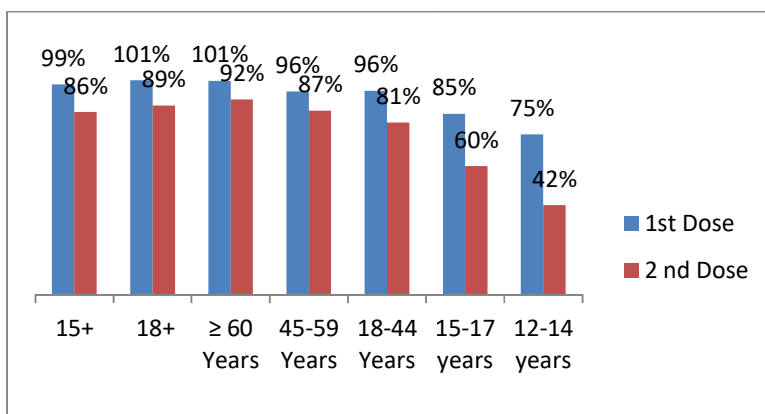
**OUR HEALTH OUR RESPONSIBILITY  
VACCINE ADVISORY**

- *People who are vaccinated with Covid Vaccine are reported to have reduced Covid related ICU admissions, serious disease and death.*
- *Early vaccination is useful to safeguard our life from this deadly disease.*
- *Vaccination sessions are planned as per the availability of vaccine. All are requested to cooperate.*
- *After receiving the first dose, second dose of Covishield vaccine is to be taken between 12–16weeks and second dose of Covaxin between 4-6 weeks.*
- *Covid vaccination is currently available to all above 12years. Children in 12-14 age group will get Corbevax and Children in 15-18 age group will get Covaxin.*
- *All person above 18 years will get precaution dose after 9 months or 39 weeks from the second dose. Health Staffs, Frontline workers and people above 60 years will get precaution dose free of cost from government CVC and others will get precaution dose from private CVC at the rate fixed by the Government . The Same vaccine administered as first and second dose is to be taken as precaution dose. People above 60 years with co-morbidities should take medical advice before receiving precaution dose.*
- *Vaccination is available free of cost in all Government covid vaccination centers, and at a nominal rate (as per the Gol order F.No.2079203/2021/Immunization) in selected private Hospitals.*
- **ENSURE ALL YOUR ELIGIBLE FAMILY MEMBERS ARE PROTECTED BY RECEIVING ANY OF THE AVAILABLE COVID VACCINE.**
- **“COVAXIN, COVISHIELD AND CORBEVAX ARE EQUALLY EFFECTIVE AND SAFE”**
- **“BE FULLY PROTECTED – GET THE SECOND DOSE AND PRECAUTION DOSE AT YOUR SCHEDULED TIME”**

### ANALYSIS

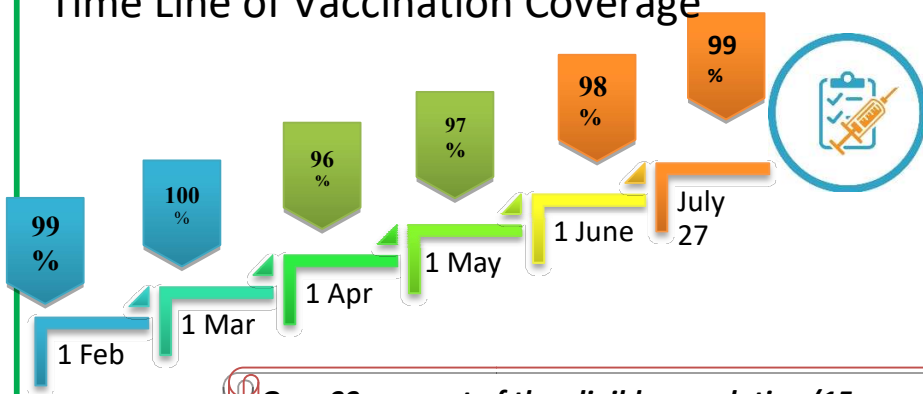
COVID-19 mass vaccinations are showing signs of preventing illness and steep decline in cases and hospital admissions in countries which done vaccination. Kerala started its vaccination for health care workers from January 16, 2021. The COVID-19 Vaccines Operational Guidelines issued by the Ministry of Health and Family Welfare, Govt. of India, 28th December 2020 and all subsequent Guidelines issued by Ministry of Health and Family Welfare, Govt of India are followed at the sites and all vaccination lanes

### Summary of COVID Vaccine Administered as on 27/07/2022 midnight



- 99%** of eligible population vaccinated with a single dose till July 27
- 86%** of eligible population vaccinated with double dose till July 27
- State has vaccinated about **85%** of children aged 15 - 17 years with a single dose

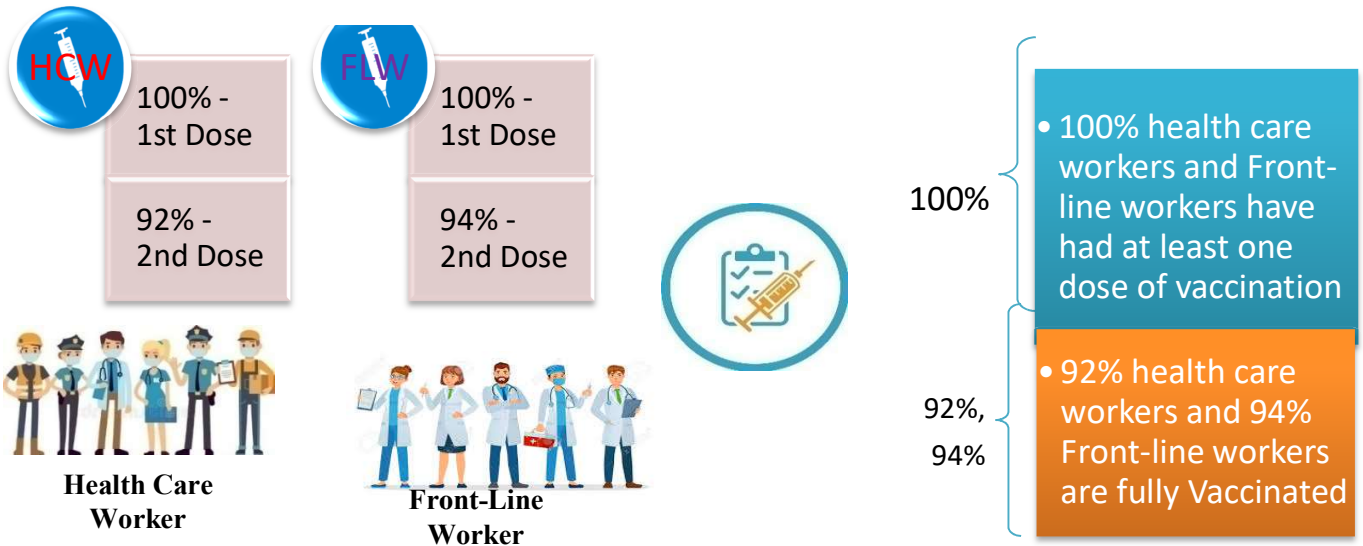
### Time Line of Vaccination Coverage



Kerala began administration of COVID 19 Vaccines on 16<sup>th</sup> January, 2021. As of 27<sup>th</sup> July 2022, Kerala has administered over 55 million doses overall, including first and second doses of vaccines.


**Over 99 per cent of the eligible population (15 + years) in Kerala has been administered the first dose of the Covid-19 vaccine. The state has achieved the target within 510 days since the beginning of the vaccination drive on January 16, 2021**

## Health Care Workers & Front-line Workers Vaccinated



### Are You Vaccinated? You Still Need to Practice: SMS

- Even after vaccination, follow COVID appropriate behavior
- Practice Social Distancing and greet without physical contact
- Always wear clean face mask
- Wash your hands thoroughly and frequently or use hand sanitizer
- Follow the current COVID 19 guidelines to prevent further spread
- Stay Safe. Stay Strong. Get Vaccinated



Even After Getting Vaccinated Keep Taking Precautions to Protect Your Self



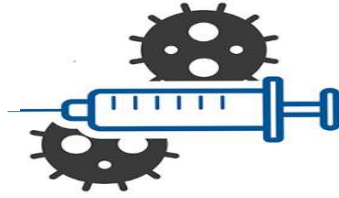
# The Race Towards Full Vaccination - Weekly Trend

## 2<sup>nd</sup> – 8<sup>th</sup> July 2022

Kerala Administered over

# 0.99 Lakh

COVID Vaccine Doses during 2<sup>nd</sup> to 8<sup>th</sup> July, 2022



From 2<sup>nd</sup> to 8<sup>th</sup> July 2022 on average

**0.14 lakh** doses were administered daily.

Average Doses Administered Per day per week (in 1000)



Trend in average per day vaccination (in 1000) for the last two weeks

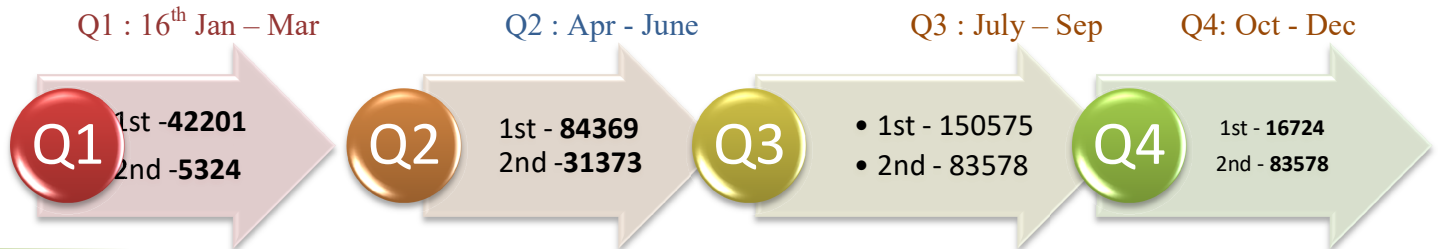


# Race Against Time – Vaccination Quarterly Status

(Q1:16<sup>th</sup> Jan-Mar, Q2: Apr-June, Q3: July-Sep, Q4: Oct - Dec)

## Daily Average Doses Administered per Quarter

In the first Quarter, only 42201 first doses and 5324 second doses were administered daily on average. During the second, third and fourth quarters, the daily vaccination of the first and second doses increased significantly.



## Vaccination Achievement per Quarter

In the third quarter of the immunization drive, 52% of the eligible population (18 + age) in Kerala were given the first dose and 29% the second dose.

## Dose Progression

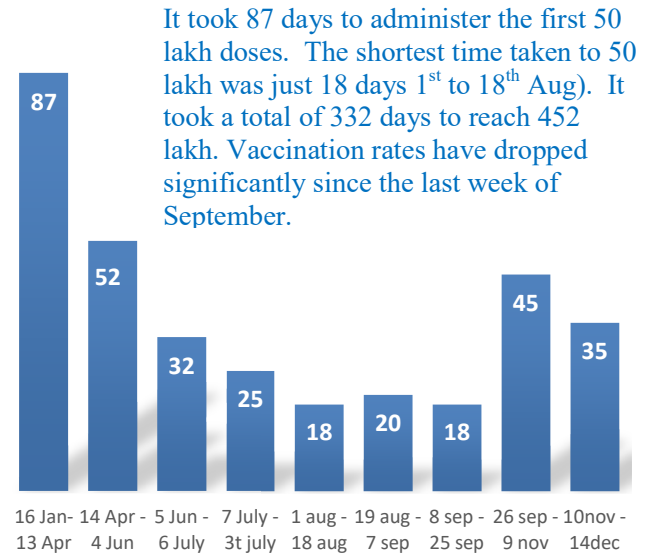
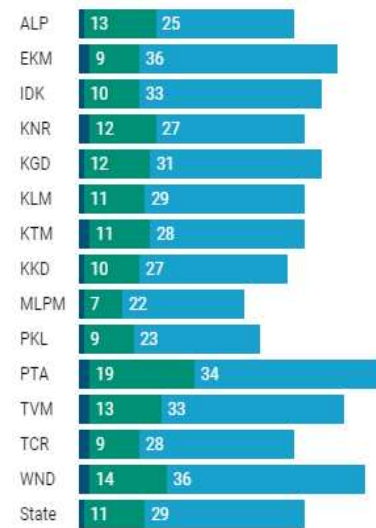
The chart shows the days taken for total COVID-19 Vaccination doses (both first and second) in Kerala to cross every 50 lakh dose mark

■ Q1 ■ Q2 ■ Q3

### First Dose



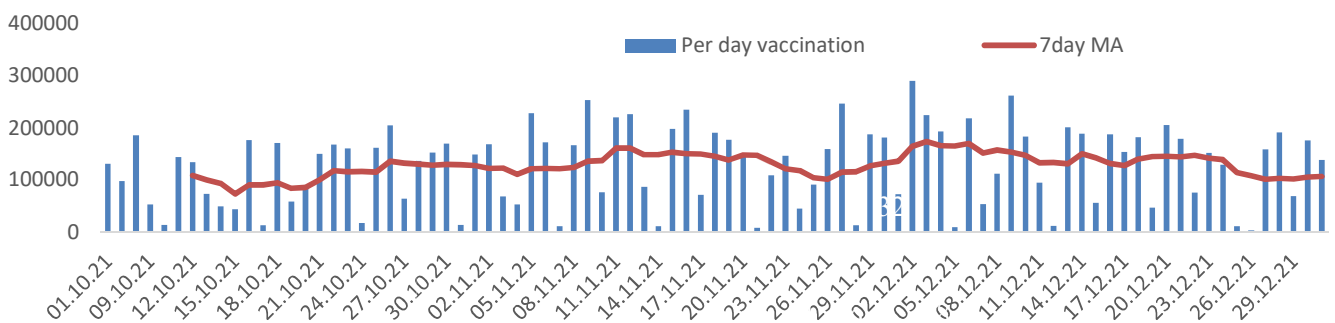
### Second Dose



It took 87 days to administer the first 50 lakh doses. The shortest time taken to 50 lakh was just 18 days 1<sup>st</sup> to 18<sup>th</sup> Aug). It took a total of 332 days to reach 452 lakh. Vaccination rates have dropped significantly since the last week of September.

## Vaccine Administered per Day and 7 days Moving Average in Last Quarter (Oct -Dec)

The seven-day moving average of daily doses in the last quarter showed a peak on December 2<sup>nd</sup> and continued to fluctuate thereafter



## Important Message to the Public

- a. *Infection or infection rate is only a part and disease manifestation of disease is to be monitored*
- b. *Fatality among vaccinated people is very less. Disease severity among vaccinated people is less.*
- c. *People with comorbidity should be careful. Once detected covid positive they should get admitted and do not stay at home.*
- d. *Death in covid positive cases are among unvaccinated people, especially having comorbidities like Diabetes and Hypertension*
- e. *Late arrival to hospitals is one of the reason for Death among people with comorbidities*
- f. *Vaccinated people, only if symptomatic are advised to consult Doctor.*
- g. *Non Vaccinated people, if symptomatic, may do RTPCR test*
- h. *Antigen testing is only for emergency purpose*
- i. *Non vaccinated people with co-morbidities to do testing by RTPCR and consult doctor*
- j. *Repeat RTPCR is not needed among the people who are detected COVID positive in the previous 2 months*
- k. *All young person detected positive and at home isolation should do glucose test*

TABLE1.Total Vaccination done in the State as on 27/07/2022 midnight

State Summary (15+ years)-Total doses administered till 28/07/2022 at 12 AM								
District	Target	First Dose	Percent age	Second Dose	Percentage*	Precaution Dose	Percentage	Total doses administered
Alappuzha	1829568	1737947	95%	1623188	89%	210172	15%	35,71,307
Ernakulam	3217878	3309761	104%	2833374	89%	301814	12%	64,44,949
Idukki	950762	961178	101%	810012	85%	63261	9%	18,34,451
Kannur	2100307	2169734	103%	1921702	91%	173920	10%	42,65,356
Kasaragod	1092141	1055957	97%	884125	81%	56927	7%	19,97,009
Kollam	2268371	2228281	98%	1939586	85%	194118	11%	43,61,985
Kottayam	1704500	1679081	99%	1485604	87%	171876	13%	33,36,561
Kozhikode	2746273	2691177	98%	2232742	81%	170554	8%	50,94,473
Malappuram	3386535	3450590	102%	2686611	79%	142877	6%	62,80,078
Palakkad	2349082	2337333	100%	2025340	86%	192242	11%	45,54,915
Pathanamthitta	1118564	1156836	103%	990108	89%	157008	17%	23,03,952
Thiruvananthapuram	2914006	2895650	99%	2518824	86%	282207	12%	56,96,681
Thrissur	2767777	2645672	96%	2464095	89%	326598	15%	54,36,365
Wayanad	716933	748340	104%	649210	91%	49481	8%	14,47,031
<b>Grand Total</b>	<b>29,162,697</b>	<b>2,90,67,537</b>	<b>99%</b>	<b>2,50,64,521</b>	<b>86%</b>	<b>24,93,055</b>	<b>11%</b>	<b>5,66,25,113</b>

TABLE2.Covid-19 Vaccination Center Functional in the State as on 27/07/2022 midnight(28/07/2022 12AM)

DISTRICTS	12+	15+	18+	Total
Alappuzha	1	0	5	6
Ernakulam	1	1	27	29
Idukki	1	2	5	8
Kannur	1	0	11	12
Kasaragod	0	0	16	16
Kollam	4	2	8	14
Kottayam	0	0	6	6
Kozhikode	4	1	11	16
Malappuram	15	8	14	37
Palakkad	10	12	9	31
Pathanamthitta	0	1	4	5
Thiruvananthapuram	1	2	13	16
Thrissur	0	1	24	25
Wayanad	1	2	2	5
<b>GrandTotal</b>	<b>39</b>	<b>32</b>	<b>155</b>	<b>226</b>

TABLE3. Health Care Workers Coverage as on 27/07/2022 midnight

<i>DISTRICT</i>	<i>1st DOSE</i>	<i>2nd Dose</i>	<i>% fully vaccinated</i>	<i>Precaution dose</i>	<i>Precaution dose (%) *</i>
<b>Alappuzha</b>	29023	27247	94%	14777	54%
<b>Ernakulam</b>	85572	75870	89%	33823	45%
<b>Idukki</b>	13556	13024	96%	6609	51%
<b>Kannur</b>	40390	37564	93%	19577	52%
<b>Kasaragod</b>	11611	10825	93%	5132	48%
<b>Kollam</b>	36043	33839	94%	16409	49%
<b>Kottayam</b>	38708	36338	94%	18230	50%
<b>Kozhikode</b>	52735	47977	91%	19573	41%
<b>Malappuram</b>	44834	42019	94%	19349	46%
<b>Palakkad</b>	34677	32029	92%	16686	52%
<b>Pathanamthitta</b>	29337	25106	86%	12874	52%
<b>Thiruvananthapuram</b>	73434	66441	90%	29433	45%
<b>Thrissur</b>	51910	49221	95%	28412	58%
<b>Wayanad</b>	13979	13300	95%	6913	52%
<b>Grand Total</b>	<b>555809</b>	<b>510800</b>	<b>92%</b>	<b>247797</b>	<b>49%</b>

1st Dose coverage for HCW is 100%

\*Proportion of beneficiaries who are eligible ( completed 9 months after 2nd dose )

TABLE4. Frontline workers Coverage as on 27/07/2022 midnight

<i>DISTRICT</i>	<i>1st dose</i>	<i>2nd Dose</i>	<i>% fully vaccinated</i>	<i>Precaution dose</i>	<i>Precaution dose(%) *</i>
<b>Alappuzha</b>	39131	36770	94%	14484	40%
<b>Ernakulam</b>	54937	50374	92%	19766	39%
<b>Idukki</b>	22995	21357	93%	6285	30%
<b>Kannur</b>	41386	39984	97%	13974	35%
<b>Kasaragod</b>	24615	22502	91%	6723	30%
<b>Kollam</b>	42235	38875	92%	11668	30%
<b>Kottayam</b>	32141	30616	95%	12051	40%
<b>Kozhikode</b>	55274	52580	95%	10614	20%
<b>Malappuram</b>	53921	51307	95%	15245	30%
<b>Palakkad</b>	48097	45568	95%	18361	40%
<b>Pathanamthitta</b>	25251	22549	89%	7869	35%
<b>Thiruvananthapuram</b>	73011	67670	93%	25676	38%
<b>Thrissur</b>	41910	40756	97%	20262	50%
<b>Wayanad</b>	17021	16101	95%	4487	28%
<b>Grand Total</b>	<b>571925</b>	<b>537009</b>	<b>94%</b>	<b>187465</b>	<b>35%</b>

1st Dose coverage for FLW is 100%

\*Proportion of beneficiaries who are eligible ( completed 9 months after 2nd dose )



TABLE5.Age-Appropriate Group (45-59 Years) Coverage as on 27/07/2022 midnight

Table 5: Age appropriate group (45-59 years) coverage							
45-59 years Coverage as on		28/07/2022		at 12 AM			
District	Target	1st Dose Coverage	Percentage	2nd Dose Coverage	Percentage fully vaccinated	Precaution dose	%
Alappuzha	535436	439097	82%	416880	78%	17641	4%
Ernakulam	809349	783949	97%	704344	87%	24822	4%
Idukki	237564	247029	104%	219519	92%	6335	3%
Kannur	527295	516052	98%	481145	91%	13129	3%
Kasaragod	253027	252332	100%	224398	89%	4274	2%
Kollam	541201	560284	104%	503761	93%	17601	4%
Kottayam	478470	414300	87%	375677	79%	11598	3%
Kozhikode	658949	655482	99%	583064	88%	15516	3%
Malappuram	733338	723312	99%	630890	86%	12796	2%
Palakkad	614226	547373	89%	501259	82%	18895	4%
Pathanamthitta	264372	281925	107%	252130	95%	10393	4%
Thiruvananthapuram	735836	681927	93%	614795	84%	22216	4%
Thrissur	689418	664261	96%	627038	91%	38379	6%
Wayanad	170537	177159	104%	164388	96%	4136	3%
<b>Grand Total</b>	<b>7249018</b>	<b>69,44,482</b>	<b>96%</b>	<b>62,99,288</b>	<b>87%</b>	<b>217731</b>	<b>4%</b>

TABLE6.Age-Appropriate Group (≥60 Years) Coverage as on 27/07/2022midnight

Table 6: Age appropriate group (≥ 60 years) coverage							
≥ 60 years Coverage as on		28/07/2022		at 12 AM			
District	Target	1st Dose Coverage	Percentage	2nd Dose Coverage	Percentage fully vaccinated	Precaution dose	%
Alappuzha	424565	429205	101%	401443	95%	149469	38%
Ernakulam	673885	676600	100%	622064	92%	194615	32%
Idukki	193981	194626	100%	173402	89%	38121	22%
Kannur	438602	444597	101%	413185	94%	117127	29%
Kasaragod	182460	181744	100%	160523	88%	36801	23%
Kollam	497558	499685	100%	456018	92%	134501	30%
Kottayam	418008	419866	100%	384984	92%	120398	32%
Kozhikode	526896	529414	100%	480776	91%	112398	24%
Malappuram	477642	488270	102%	435471	91%	84816	20%
Palakkad	437708	439910	101%	402767	92%	123545	31%
Pathanamthitta	311297	312397	100%	281123	90%	117622	42%
Thiruvananthapuram	630465	633233	100%	572342	91%	183015	33%
Thrissur	581781	588400	101%	559167	96%	209196	38%
Wayanad	128009	128335	100%	114570	90%	30586	27%
<b>Grand Total</b>	<b>5922857</b>	<b>59,66,282</b>	<b>101%</b>	<b>54,57,835</b>	<b>92%</b>	<b>16,52,210</b>	<b>31%</b>

TABLE 6. Age-Appropriate Group (18-44 Years) Coverage as on 27/07/2022 midnight

18-44 years Coverage as on 28/07/2022 at 12 AM							
District	Target	First Dose					
		1st Dose Coverage	Percentage	2nd Dose Coverage	Percentage fully vaccinated	Precaution dose	%
Alappuzha	744178	670602	90%	636725	86%	13801	2%
Ernakulam	1470864	1512801	103%	1241362	84%	28788	3%
Idukki	437537	419994	96%	336466	77%	5911	2%
Kannur	947964	966552	102%	836832	88%	10113	1%
Kasaragod	556876	502338	90%	413097	74%	3997	1%
Kollam	1054752	933830	89%	799194	76%	13939	2%
Kottayam	665544	656470	99%	572513	86%	9599	2%
Kozhikode	1313678	1224644	93%	977854	74%	12453	1%
Malappuram	1777378	1833437	103%	1402919	79%	10671	1%
Palakkad	1088327	1087665	100%	923658	85%	14755	2%
Pathanamthitta	460819	443820	96%	359639	78%	8250	2%
Thiruvananthapuram	1309099	1250373	96%	1071175	82%	21867	2%
Thrissur	1274465	1099292	86%	1034552	81%	30349	3%
Wayanad	361152	354891	98%	303585	84%	3359	1%
<b>Grand Total</b>	<b>13462633</b>	<b>1,29,56,709</b>	<b>96%</b>	<b>1,09,09,571</b>	<b>81%</b>	<b>187852</b>	<b>2%</b>
<b>*Among those who have taken first dose</b>							

TABLE 7. Age-Appropriate Group (15-17 Years) Coverage as on 27/07/2022 midnight

15-17 years Coverage as on 28/07/2022 at 12 AM					
District	Target	1st Dose Coverage	Percentage	2nd Dose Coverage	Percentage fully vaccinated
Alappuzha	80832	80106	99%	66780	83%
Ernakulam	140530	120460	86%	92946	66%
Idukki	51339	39013	76%	31228	61%
Kannur	97722	102691	105%	76776	79%
Kasaragod	60496	52771	87%	36333	60%
Kollam	105234	99606	95%	74443	71%
Kottayam	85400	71984	84%	55945	66%
Kozhikode	143028	114527	80%	65016	45%
Malappuram	241212	193295	80%	94887	39%
Palakkad	132742	118847	90%	88301	67%
Pathanamthitta	48854	40766	83%	32929	67%
Thiruvananthapuram	145238	114275	79%	81431	56%
Thrissur	123540	126043	102%	100283	81%
Wayanad	29245	36992	126%	25960	89%
<b>Grand Total</b>	<b>15,34,000</b>	<b>13,11,376</b>	<b>85%</b>	<b>9,23,258</b>	<b>60%</b>

Table 8: Age appropriate group (12-14 years) Coverage as on 27/07/2022 midnight

12-14 years Coverage as on 28/07/2022 at 12 AM					
District	Target	1st Dose Coverage	Percentage	2nd Dose Coverage	Percentage fully vaccinated
Alappuzha	43284	50783	117%	37343	86%
Ernakulam	90244	75442	84%	46414	51%
Idukki	29672	23965	81%	15016	51%
Kannur	89079	58066	65%	36216	41%
Kasaragod	39968	30546	76%	16447	41%
Kollam	69984	56598	81%	33456	48%
Kottayam	55571	45612	82%	29531	53%
Kozhikode	103644	59101	57%	25475	25%
Malappuram	159652	113521	71%	29118	18%
Palakkad	75249	60764	81%	31758	42%
Pathanamthitta	33203	23340	70%	16632	50%
Thiruvananthapuram	93804	69397	74%	44970	48%
Thrissur	99789	73856	74%	53078	53%
Wayanad	27857	19963	72%	11306	41%
<b>Grand Total</b>	<b>10,11,000</b>	<b>7,60,954</b>	<b>75%</b>	<b>4,26,760</b>	<b>42%</b>

TABLE9.State Summary (18+) as on 27/07/2022 midnight

State Summary (18+) 28/07/2022 at 12 AM							
District	Target	First Dose	Percentage	Second Dose	Percentage*	Precaution Dose	Percentage
Alappuzha	1704179	1607058	94%	1519065	89%	210172	15%
Ernakulam	2954098	3113859	105%	2694014	91%	301814	12%
Idukki	869082	898200	103%	763768	88%	63261	9%
Kannur	1913861	2008977	105%	1808710	95%	173920	10%
Kasaragod	992363	972640	98%	831345	84%	56927	7%
Kollam	2093511	2072077	99%	1831687	87%	194118	11%
Kottayam	1562022	1561485	100%	1400128	90%	171876	13%
Kozhikode	2499523	2517549	101%	2142251	86%	170554	8%
Malappuram	2988358	3143774	105%	2562606	86%	142877	6%
Palakkad	2140261	2157722	101%	1905281	89%	192242	11%
Pathanamthitta	1036488	1092730	105%	940547	91%	157008	17%
Thiruvananthapuram	2675400	2711978	101%	2392423	89%	282207	12%
Thrissur	2545664	2445773	96%	2310734	91%	326598	15%
Wayanad	659698	691385	105%	611944	93%	49481	8%
<b>Grand Total</b>	<b>2,66,34,508</b>	<b>2,69,95,207</b>	<b>101%</b>	<b>2,37,14,503</b>	<b>89%</b>	<b>2493055</b>	<b>11%</b>

\*Revised target population(> 18 years) as per MOHFW is 2.67 crores

\*As per letter from Additional Secretary MOHFW- D O No 2317579/2021/Imm dated 15/09/2021

TABLE 10. Achievement for the day 27/07/2022 midnight

Daily achievement		27/07/2022		
District	First Dose	Second Dose	Precaution dose	Total Doses Administered
Alappuzha	8	10	173	191
Ernakulam	30	70	561	661
Idukki	27	80	89	196
Kannur	94	57	233	384
Kasaragod	223	311	180	714
Kollam	236	395	324	955
Kottayam	6	9	58	73
Kozhikode	596	246	168	1010
Malappuram	1838	2011	611	4460
Palakkad	585	507	552	1644
Pathanamthitta	4	4	54	62
Thiruvananthapuram	11	40	243	294
Thrissur	6	16	126	148
Wayanad	26	106	132	264
<b>Grand Total</b>	<b>3690</b>	<b>3862</b>	<b>3504</b>	<b>11056</b>

\*\* Vaccine stock details couldn't be downloaded from e-VIN portal as the portal is down.

TABLE11.COVID Vaccination related sites

<a href="mailto:support@cowin.gov.in">support@cowin.gov.in</a> <a href="https://www.cowin.gov.in/home">https://www.cowin.gov.in/home</a> <a href="https://dashboard.kerala.gov.in/">https://dashboard.kerala.gov.in/</a> <a href="https://dhs.kerala.gov.in/https://aogyakeralam.gov.in/https://sha.kerala.gov.in/">https://dhs.kerala.gov.in/https://aogyakeralam.gov.in/https://sha.kerala.gov.in/</a>
---

TABLE10.COVID Vaccination related Helpline numbers

National/State/District	Line1	Line2	Line3
National Helpline	1075	+91 1123978046	0120 4473222
Disha	1056	04712552056	
StateCallCenter	04712309251	04712309252	04712309255
Thiruvananthapuram	9188610100	1077	
Kollam	04742797609	8589015556	
Pathanamthitta	04682222515	04682228220	
Alappuzha	04772239999		
Kottayam	04812565200	04812304800	04812581900
Idukki	18004255640	04862232220	04862233118
Ernakulam	9072303861		
Thrissur	9400066921	9400066922	9400066923
Palakkad	04912505264	04912505189	8943341439
Malappuram	04832733253	04832737858	04832733252
Kozhikode	7594001442		
Wayanad	04936202343	04936202375	9072510900
Kannur	04972700194		
Kasargod	9061076590	9061079244	9061078026