



www.health.kerala.gov.in

**COVID-19 OUTBREAK CONTROL AND PREVENTION STATE CELL
HEALTH&FAMILY WELFARE DEPARTMENT
Govt of Kerala**

controlroomdhskerala@gmail.com

www.dhs.kerala.gov.in

Kerala HEALTH-COVID-19 DAILY VACCINATION BULLETIN

Date: 28/07/2022

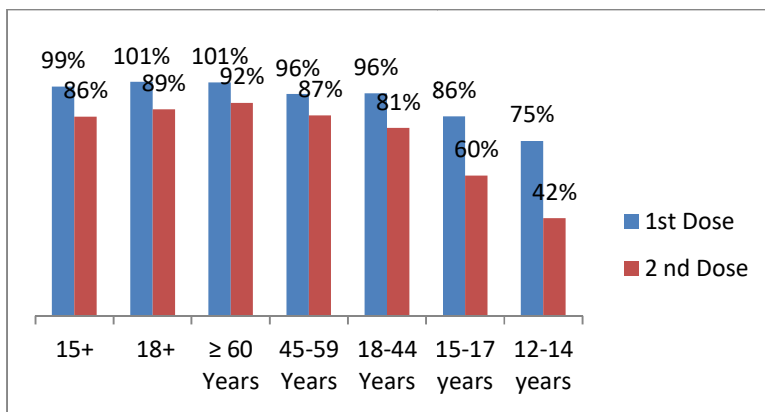
**OUR HEALTH OUR RESPONSIBILITY
VACCINE ADVISORY**

- *People who are vaccinated with Covid Vaccine are reported to have reduced Covid related ICU admissions, serious disease and death.*
- *Early vaccination is useful to safeguard our life from this deadly disease.*
- *Vaccination sessions are planned as per the availability of vaccine. All are requested to cooperate.*
- *After receiving the first dose, second dose of Covishield vaccine is to be taken between 12–16weeks and second dose of Covaxin between 4-6 weeks.*
- *Covid vaccination is currently available to all above 12years. Children in 12-14 age group will get Corbevax and Children in 15-18 age group will get Covaxin.*
- *All person above 18 years will get precaution dose after 9 months or 39 weeks from the second dose. Health Staffs, Frontline workers and people above 60 years will get precaution dose free of cost from government CVC and others will get precaution dose from private CVC at the rate fixed by the Government . The Same vaccine administered as first and second dose is to be taken as precaution dose. People above 60 years with co-morbidities should take medical advice before receiving precaution dose.*
- *Vaccination is available free of cost in all Government covid vaccination centers, and at a nominal rate (as per the Gol order F.No.2079203/2021/Immunization) in selected private Hospitals.*
- **ENSURE ALL YOUR ELIGIBLE FAMILY MEMBERS ARE PROTECTED BY RECEIVING ANY OF THE AVAILABLE COVID VACCINE.**
- **“COVAXIN, COVISHIELD AND CORBEVAX ARE EQUALLY EFFECTIVE AND SAFE”**
- **“BE FULLY PROTECTED – GET THE SECOND DOSE AND PRECAUTION DOSE AT YOUR SCHEDULED TIME”**

ANALYSIS

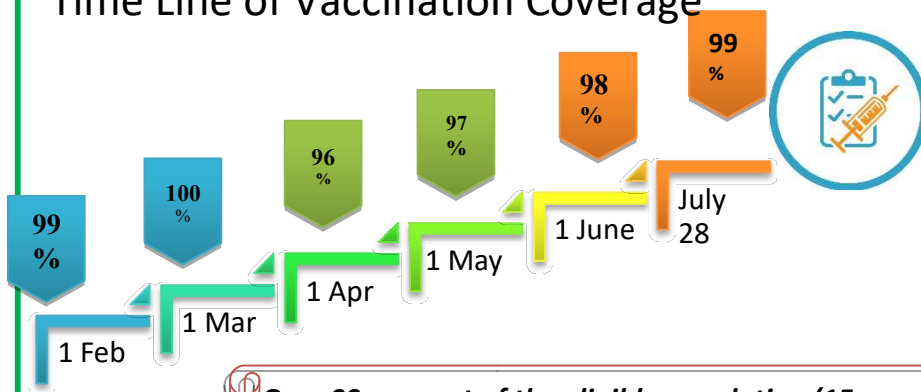
COVID-19 mass vaccinations are showing signs of preventing illness and steep decline in cases and hospital admissions in countries which done vaccination. Kerala started its vaccination for health care workers from January 16, 2021. The COVID-19 Vaccines Operational Guidelines issued by the Ministry of Health and Family Welfare, Govt. of India, 28th December 2020 and all subsequent Guidelines issued by Ministry of Health and Family Welfare, Govt of India are followed at the sites and all vaccination lanes

Summary of COVID Vaccine Administered as on 28/07/2022 midnight



- 99%** of eligible population vaccinated with a single dose till July 28
- 86%** of eligible population vaccinated with double dose till July 28
- State has vaccinated about **85%** of children aged 15 - 17 years with a single dose

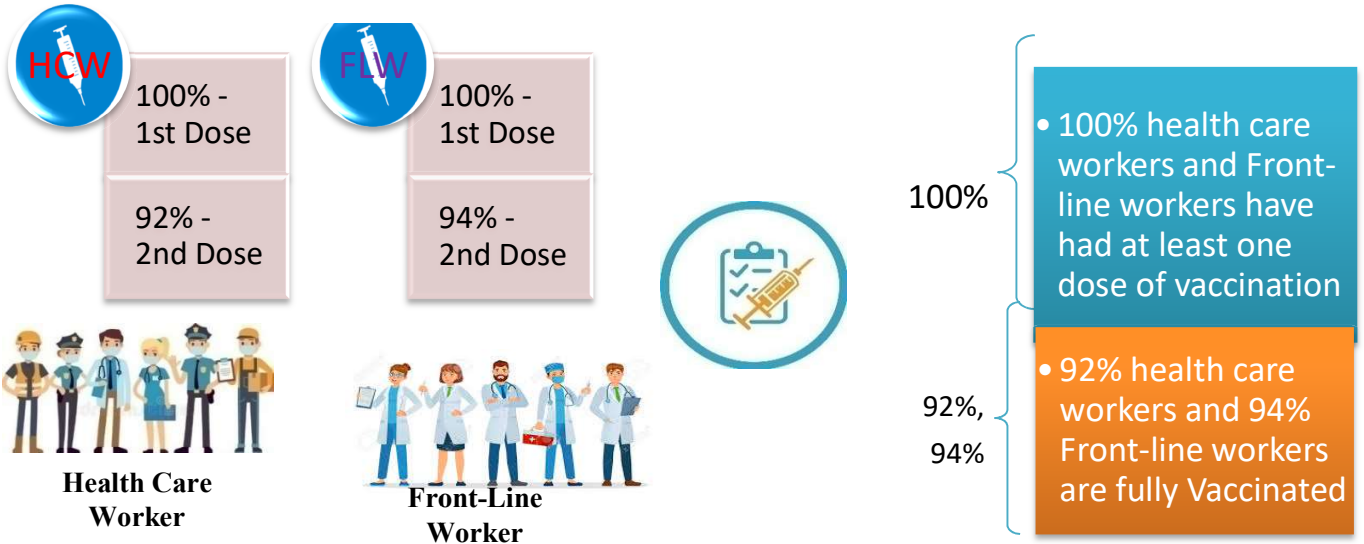
Time Line of Vaccination Coverage



Kerala began administration of COVID 19 Vaccines on 16th January, 2021. As of 28th July 2022, Kerala has administered over 55 million doses overall, including first and second doses of vaccines.

Over 99 per cent of the eligible population (15 + years) in Kerala has been administered the first dose of the Covid-19 vaccine. The state has achieved the target within 510 days since the beginning of the vaccination drive on January 16, 2021

Health Care Workers & Front-line Workers Vaccinated



Are You Vaccinated? You Still Need to Practice: SMS

- Even after vaccination, follow COVID appropriate behavior
- Practice Social Distancing and greet without physical contact
- Always wear clean face mask
- Wash your hands thoroughly and frequently or use hand sanitizer
- Follow the current COVID 19 guidelines to prevent further spread
- Stay Safe. Stay Strong. Get Vaccinated



Even After Getting Vaccinated Keep Taking Precautions to Protect Your Self

			
GET VACCINATED	WASH YOUR HANDS	WEAR A MASK	KEEP YOUR DISTANCE

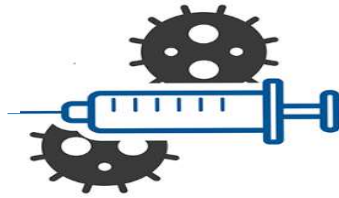
The Race Towards Full Vaccination - Weekly Trend

2nd – 8th July 2022

Kerala Administered over

0.99 Lakh

COVID Vaccine Doses during 2nd to 8th July, 2022



From 2nd to 8th July 2022 on average

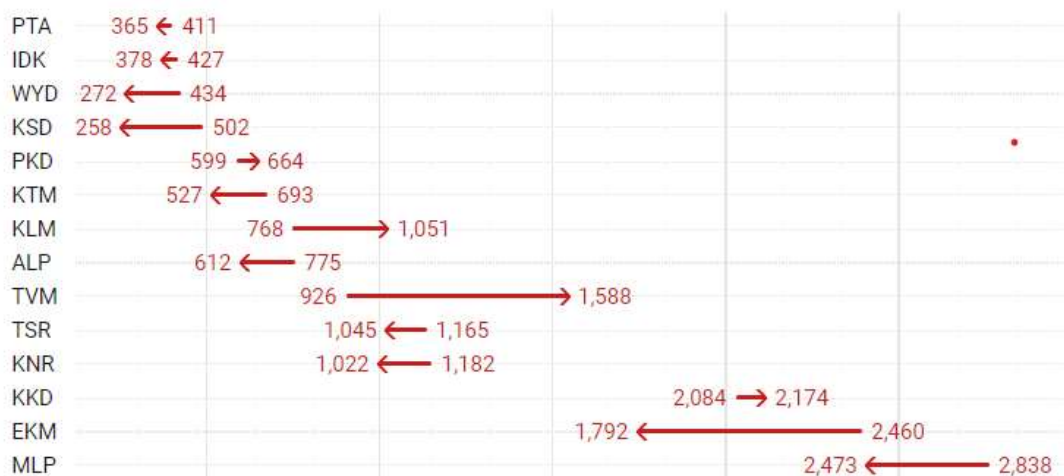
0.14 lakh

doses were administered daily.

Average Doses Administered Per day per week (in 1000)



Trend in average per day vaccination (in 1000) for the last two weeks

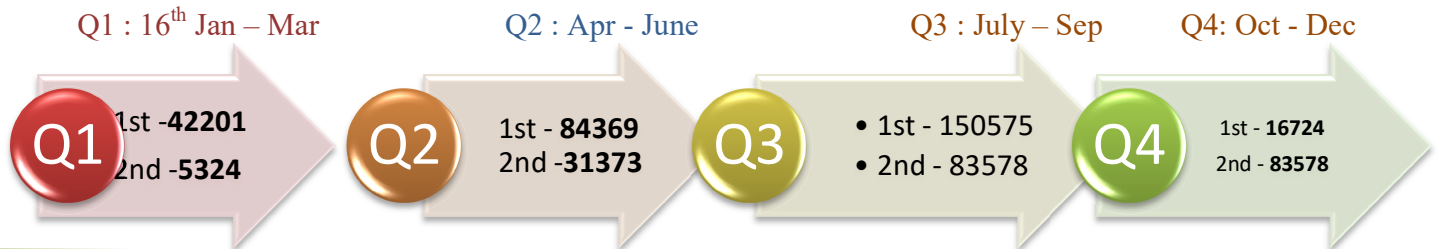


Race Against Time – Vaccination Quarterly Status

(Q1:16th Jan-Mar, Q2: Apr-June, Q3: July-Sep, Q4: Oct - Dec)

Daily Average Doses Administered per Quarter

In the first Quarter, only 42201 first doses and 5324 second doses were administered daily on average. During the second, third and fourth quarters, the daily vaccination of the first and second doses increased significantly.



Vaccination Achievement per Quarter

In the third quarter of the immunization drive, 52% of the eligible population (18 + age) in Kerala were given the first dose and 29% the second dose.

Dose Progression

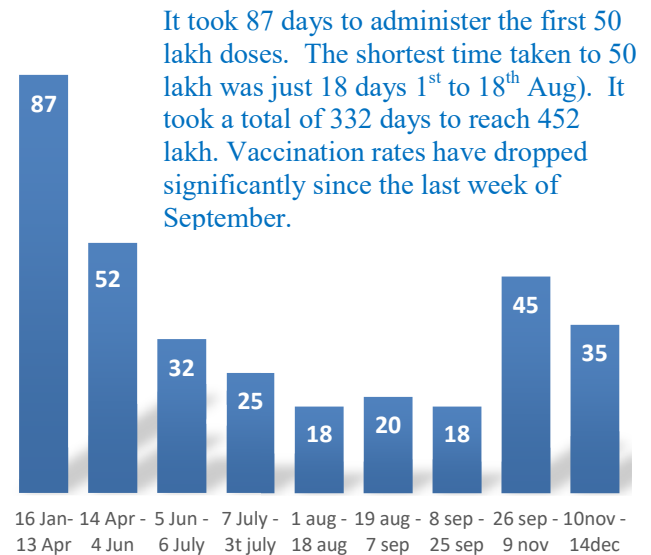
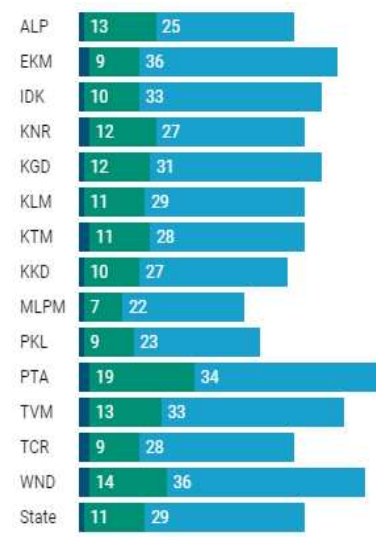
The chart shows the days taken for total COVID-19 Vaccination doses (both first and second) in Kerala to cross every 50 lakh dose mark

■ Q1 ■ Q2 ■ Q3

First Dose



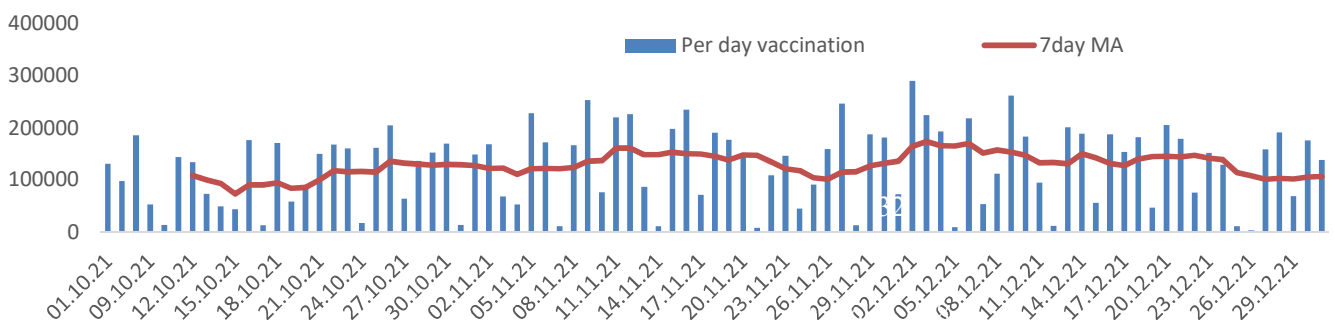
Second Dose



It took 87 days to administer the first 50 lakh doses. The shortest time taken to 50 lakh was just 18 days 1st to 18th Aug). It took a total of 332 days to reach 452 lakh. Vaccination rates have dropped significantly since the last week of September.

Vaccine Administered per Day and 7 days Moving Average in Last Quarter (Oct -Dec)

The seven-day moving average of daily doses in the last quarter showed a peak on December 2nd and continued to fluctuate thereafter



Important Message to the Public

- a. *Infection or infection rate is only a part and disease manifestation of disease is to be monitored*
- b. *Fatality among vaccinated people is very less. Disease severity among vaccinated people is less.*
- c. *People with comorbidity should be careful. Once detected covid positive they should get admitted and do not stay at home.*
- d. *Death in covid positive cases are among unvaccinated people, especially having comorbidities like Diabetes and Hypertension*
- e. *Late arrival to hospitals is one of the reason for Death among people with comorbidities*
- f. *Vaccinated people, only if symptomatic are advised to consult Doctor.*
- g. *Non Vaccinated people, if symptomatic, may do RTPCR test*
- h. *Antigen testing is only for emergency purpose*
- i. *Non vaccinated people with co-morbidities to do testing by RTPCR and consult doctor*
- j. *Repeat RTPCR is not needed among the people who are detected COVID positive in the previous 2 months*
- k. *All young person detected positive and at home isolation should do glucose test*

TABLE1.Total Vaccination done in the State as on 28/07/2022 midnight

State Summary (15+ years)-Total doses administered till 29/07/2022 at 12 AM								
District	Target	First Dose	Percent age	Second Dose	Percentage*	Precaution Dose	Percentage	Total doses administered
Alappuzha	1829568	1737968	95%	1623289	89%	213193	15%	35,74,450
Ernakulam	3217878	3309882	104%	2833714	89%	302869	12%	64,46,465
Idukki	950762	961187	101%	810032	85%	63490	9%	18,34,709
Kannur	2100307	2169778	103%	1921786	91%	174526	10%	42,66,090
Kasaragod	1092141	1055983	97%	884166	81%	57014	7%	19,97,163
Kollam	2268371	2228348	98%	1939757	85%	194368	11%	43,62,473
Kottayam	1704500	1679089	99%	1485672	87%	172629	13%	33,37,390
Kozhikode	2746273	2691323	98%	2232932	81%	171056	9%	50,95,311
Malappuram	3386535	3450740	102%	2687046	79%	143514	6%	62,81,300
Palakkad	2349082	2337521	100%	2025670	86%	192608	11%	45,55,799
Pathanamthitta	1118564	1156845	103%	990137	89%	157124	17%	23,04,106
Thiruvananthapuram	2914006	2895709	99%	2519180	86%	282849	12%	56,97,738
Thrissur	2767777	2645860	96%	2464929	89%	336792	15%	54,47,581
Wayanad	716933	748344	104%	649222	91%	49595	8%	14,47,161
Grand Total	29,162,697	2,90,68,577	99%	2,50,67,532	86%	25,11,627	11%	5,66,47,736

TABLE2.Covid-19 Vaccination Center Functional in the State as on 28/07/2022 midnight(29/07/2022 12AM)

DISTRICTS	12+	15+	18+	Total
Alappuzha	1	0	89	90
Ernakulam	4	7	28	39
Idukki	1	0	5	6
Kannur	2	0	15	17
Kasaragod	2	2	2	6
Kollam	3	8	8	19
Kottayam	0	19	27	46
Kozhikode	14	10	99	123
Malappuram	4	7	11	22
Palakkad	8	4	5	17
Pathanamthitta	0	4	6	10
Thiruvananthapuram	2	15	12	29
Thrissur	8	106	142	256
Wayanad	0	0	1	1
GrandTotal	49	182	450	681

TABLE3. Health Care Workers Coverage as on 28/07/2022 midnight

<i>DISTRICT</i>	<i>1st DOSE</i>	<i>2nd Dose</i>	<i>% fully vaccinated</i>	<i>Precaution dose</i>	<i>Precaution dose (%) *</i>
Alappuzha	29023	27247	94%	14797	55%
Ernakulam	85572	75870	89%	33845	45%
Idukki	13556	13024	96%	6612	51%
Kannur	40390	37564	93%	19593	52%
Kasaragod	11611	10825	93%	5133	48%
Kollam	36043	33839	94%	16423	49%
Kottayam	38708	36338	94%	18245	50%
Kozhikode	52735	47977	91%	19598	41%
Malappuram	44834	42020	94%	19368	46%
Palakkad	34677	32029	92%	16692	52%
Pathanamthitta	29337	25106	86%	12881	52%
Thiruvananthapuram	73434	66441	90%	29448	45%
Thrissur	51910	49221	95%	28519	58%
Wayanad	13979	13300	95%	6913	52%
Grand Total	555809	510801	92%	248067	49%

1st Dose coverage for HCW is 100%

*Proportion of beneficiaries who are eligible (completed 9 months after 2nd dose)

TABLE4. Frontline workers Coverage as on 28/07/2022 midnight

<i>DISTRICT</i>	<i>1st dose</i>	<i>2nd Dose</i>	<i>% fully vaccinated</i>	<i>Precaution dose</i>	<i>Precaution dose(%) *</i>
Alappuzha	39131	36771	94%	14522	40%
Ernakulam	54937	50375	92%	19794	39%
Idukki	22995	21357	93%	6292	30%
Kannur	41386	39984	97%	13986	35%
Kasaragod	24615	22502	91%	6728	30%
Kollam	42235	38875	92%	11676	30%
Kottayam	32141	30617	95%	12063	40%
Kozhikode	55274	52580	95%	10630	20%
Malappuram	53921	51309	95%	15266	30%
Palakkad	48097	45569	95%	18366	40%
Pathanamthitta	25251	22549	89%	7872	35%
Thiruvananthapuram	73011	67671	93%	25693	38%
Thrissur	41910	40757	97%	20381	50%
Wayanad	17021	16101	95%	4487	28%
Grand Total	571925	537017	94%	187756	35%

1st Dose coverage for FLW is 100%

*Proportion of beneficiaries who are eligible (completed 9 months after 2nd dose)

TABLE5.Age-Appropriate Group (45-59 Years) Coverage as on 28/07/2022 midnight

Table 5: Age appropriate group (45-59 years) coverage							
45-59 years Coverage as on		29/07/2022		at 12 AM			
District	Target	1st Dose Coverage	Percentage	2nd Dose Coverage	Percentage fully vaccinated	Precaution dose	%
Alappuzha	535436	439105	82%	416897	78%	18927	5%
Ernakulam	809349	783950	97%	704352	87%	25077	4%
Idukki	237564	247029	104%	219520	92%	6420	3%
Kannur	527295	516053	98%	481152	91%	13381	3%
Kasaragod	253027	252336	100%	224403	89%	4303	2%
Kollam	541201	560285	104%	503767	93%	17692	4%
Kottayam	478470	414302	87%	375694	79%	11854	3%
Kozhikode	658949	655484	99%	583075	88%	15688	3%
Malappuram	733338	723314	99%	630909	86%	13028	2%
Palakkad	614226	547373	89%	501261	82%	18988	4%
Pathanamthitta	264372	281927	107%	252131	95%	10417	4%
Thiruvananthapuram	735836	681930	93%	614798	84%	22449	4%
Thrissur	689418	664276	96%	627107	91%	42773	7%
Wayanad	170537	177159	104%	164389	96%	4213	3%
Grand Total	7249018	69,44,523	96%	62,99,455	87%	225210	4%

TABLE6.Age-Appropriate Group (≥60 Years) Coverage as on 28/07/2022midnight

Table 6: Age appropriate group (≥ 60 years) coverage							
≥ 60 years Coverage as on		29/07/2022		at 12 AM			
District	Target	1st Dose Coverage	Percentage	2nd Dose Coverage	Percentage fully vaccinated	Precaution dose	%
Alappuzha	424565	429207	101%	401454	95%	150004	38%
Ernakulam	673885	676602	100%	622073	92%	194743	32%
Idukki	193981	194626	100%	173402	89%	38170	22%
Kannur	438602	444597	101%	413188	94%	117225	29%
Kasaragod	182460	181745	100%	160525	88%	36813	23%
Kollam	497558	499685	100%	456018	92%	134541	30%
Kottayam	418008	419867	100%	384993	92%	120516	32%
Kozhikode	526896	529414	100%	480779	91%	112493	24%
Malappuram	477642	488270	102%	435477	91%	84921	20%
Palakkad	437708	439910	101%	402767	92%	123573	31%
Pathanamthitta	311297	312397	100%	281124	90%	117651	42%
Thiruvananthapuram	630465	633237	100%	572349	91%	183087	33%
Thrissur	581781	588410	101%	559198	96%	211032	38%
Wayanad	128009	128335	100%	114571	90%	30598	27%
Grand Total	5922857	59,66,302	101%	54,57,918	92%	16,55,367	31%

TABLE 6. Age-Appropriate Group (18-44 Years) Coverage as on 28/07/2022 midnight

18-44 years Coverage as on 29/07/2022 at 12 AM							
District	Target	First Dose					
		1st Dose Coverage	Percentage	2nd Dose Coverage	Percentage fully vaccinated	Precaution dose	%
Alappuzha	744178	670613	90%	636793	86%	14943	3%
Ernakulam	1470864	1512860	103%	1241476	84%	29410	3%
Idukki	437537	419995	96%	336472	77%	5996	2%
Kannur	947964	966563	102%	836859	88%	10341	1%
Kasaragod	556876	502352	90%	413117	74%	4037	1%
Kollam	1054752	933830	89%	799219	76%	14036	2%
Kottayam	665544	656474	99%	572550	86%	9951	2%
Kozhikode	1313678	1224663	93%	977919	74%	12647	1%
Malappuram	1777378	1833468	103%	1403027	79%	10931	1%
Palakkad	1088327	1087670	100%	923682	85%	14989	2%
Pathanamthitta	460819	443822	96%	359650	78%	8303	3%
Thiruvananthapuram	1309099	1250382	96%	1071242	82%	22172	2%
Thrissur	1274465	1099330	86%	1034867	81%	34087	4%
Wayanad	361152	354891	98%	303586	84%	3384	1%
Grand Total	13462633	1,29,56,913	96%	1,09,10,459	81%	195227	2%
*Among those who have taken first dose							

TABLE 7. Age-Appropriate Group (15-17 Years) Coverage as on 28/07/2022 midnight

15-17 years Coverage as on 29/07/2022 at 12 AM					
District	Target	1st Dose Coverage	Percentage	2nd Dose Coverage	Percentage fully vaccinated
Alappuzha	80832	80106	99%	66784	83%
Ernakulam	140530	120488	86%	93059	66%
Idukki	51339	39018	76%	31237	61%
Kannur	97722	102691	105%	76776	79%
Kasaragod	60496	52775	87%	36340	60%
Kollam	105234	99638	95%	74544	71%
Kottayam	85400	71985	84%	55949	66%
Kozhikode	143028	114542	80%	65043	45%
Malappuram	241212	193333	80%	95009	39%
Palakkad	132742	118859	90%	88354	67%
Pathanamthitta	48854	40771	83%	32945	67%
Thiruvananthapuram	145238	114317	79%	81686	56%
Thrissur	123540	126102	102%	100581	81%
Wayanad	29245	36992	126%	25960	89%
Grand Total	15,34,000	13,11,617	86%	9,24,267	60%

Table 8: Age appropriate group (12-14 years) Coverage as on 28/07/2022 midnight

12-14 years Coverage as on 29/07/2022 at 12 AM					
District	Target	1st Dose Coverage	Percentage	2nd Dose Coverage	Percentage fully vaccinated
Alappuzha	43284	50783	117%	37343	86%
Ernakulam	90244	75473	84%	46509	52%
Idukki	29672	23968	81%	15020	51%
Kannur	89079	58098	65%	36263	41%
Kasaragod	39968	30549	76%	16454	41%
Kollam	69984	56632	81%	33495	48%
Kottayam	55571	45612	82%	29531	53%
Kozhikode	103644	59211	57%	25559	25%
Malappuram	159652	113600	71%	29295	18%
Palakkad	75249	60935	81%	32008	43%
Pathanamthitta	33203	23340	70%	16632	50%
Thiruvananthapuram	93804	69398	74%	44993	48%
Thrissur	99789	73922	74%	53198	53%
Wayanad	27857	19967	72%	11315	41%
Grand Total	10,11,000	7,61,488	75%	4,27,615	42%

TABLE9.State Summary (18+) as on 28/07/2022 midnight

State Summary (18+) 29/07/2022 at 12 AM							
District	Target	First Dose	Percentage	Second Dose	Percentage*	Precaution Dose	Percentage
Alappuzha	1704179	1607079	94%	1519162	89%	213193	15%
Ernakulam	2954098	3113921	105%	2694146	91%	302869	12%
Idukki	869082	898201	103%	763775	88%	63490	9%
Kannur	1913861	2008989	105%	1808747	95%	174526	10%
Kasaragod	992363	972659	98%	831372	84%	57014	7%
Kollam	2093511	2072078	99%	1831718	87%	194368	11%
Kottayam	1562022	1561492	100%	1400192	90%	172629	13%
Kozhikode	2499523	2517570	101%	2142330	86%	171056	9%
Malappuram	2988358	3143807	105%	2562742	86%	143514	6%
Palakkad	2140261	2157727	101%	1905308	89%	192608	11%
Pathanamthitta	1036488	1092734	105%	940560	91%	157124	17%
Thiruvananthapuram	2675400	2711994	101%	2392501	89%	282849	12%
Thrissur	2545664	2445836	96%	2311150	91%	336792	15%
Wayanad	659698	691385	105%	611947	93%	49595	8%
Grand Total	2,66,34,508	2,69,95,472	101%	2,37,15,650	89%	2511627	11%

*Revised target population(> 18 years) as per MOHFW is 2.67 crores

*As per letter from Additional Secretary MOHFW- D O No 2317579/2021/Imm dated 15/09/2021

TABLE 10. Achievement for the day 28/07/2022 midnight

Daily achievement		28/07/2022		
District	First Dose	Second Dose	Precaution dose	Total Doses Administered
Alappuzha	21	101	3021	3143
Ernakulam	121	340	1053	1514
Idukki	9	20	229	258
Kannur	44	84	604	732
Kasaragod	26	41	87	154
Kollam	67	171	249	487
Kottayam	8	68	753	829
Kozhikode	146	189	498	833
Malappuram	150	435	637	1222
Palakkad	188	330	366	884
Pathanamthitta	9	29	116	154
Thiruvananthapuram	59	356	642	1057
Thrissur	188	835	10194	11217
Wayanad	4	12	110	126
Grand Total	1040	3011	18559	22610

** Vaccine stock details couldn't be downloaded from e-VIN portal as the portal is down.

TABLE11.COVID Vaccination related sites

support@cowin.gov.in https://www.cowin.gov.in/home https://dashboard.kerala.gov.in/ https://dhs.kerala.gov.in/https://aogyakeralam.gov.in/https://sha.kerala.gov.in/

TABLE10.COVID Vaccination related Helpline numbers

National/State/District	Line1	Line2	Line3
National Helpline	1075	+91 1123978046	0120 4473222
Disha	1056	04712552056	
StateCallCenter	04712309251	04712309252	04712309255
Thiruvananthapuram	9188610100	1077	
Kollam	04742797609	8589015556	
Pathanamthitta	04682222515	04682228220	
Alappuzha	04772239999		
Kottayam	04812565200	04812304800	04812581900
Idukki	18004255640	04862232220	04862233118
Ernakulam	9072303861		
Thrissur	9400066921	9400066922	9400066923
Palakkad	04912505264	04912505189	8943341439
Malappuram	04832733253	04832737858	04832733252
Kozhikode	7594001442		
Wayanad	04936202343	04936202375	9072510900
Kannur	04972700194		
Kasargod	9061076590	9061079244	9061078026