



www.health.kerala.gov.in

**COVID-19 OUTBREAK CONTROL AND PREVENTION STATE CELL
HEALTH&FAMILY WELFARE DEPARTMENT
Govt of Kerala**

controlroomdhskerala@gmail.com

www.dhs.kerala.gov.in

Kerala HEALTH-COVID-19 DAILY VACCINATION BULLETIN

Date: 29/07/2022

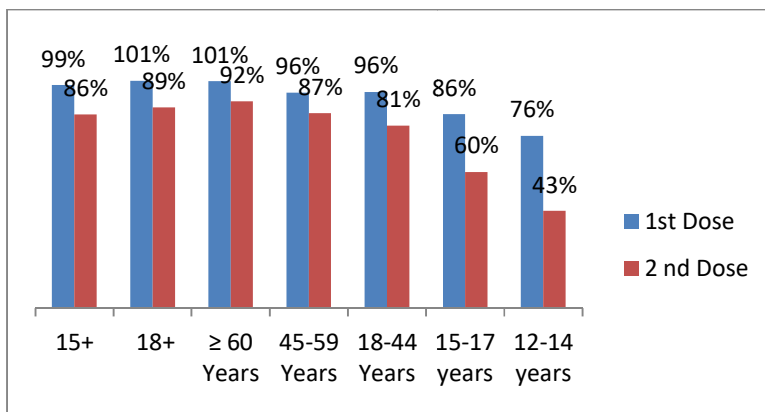
**OUR HEALTH OUR RESPONSIBILITY
VACCINE ADVISORY**

- *People who are vaccinated with Covid Vaccine are reported to have reduced Covid related ICU admissions, serious disease and death.*
- *Early vaccination is useful to safeguard our life from this deadly disease.*
- *Vaccination sessions are planned as per the availability of vaccine. All are requested to cooperate.*
- *After receiving the first dose, second dose of Covishield vaccine is to be taken between 12–16weeks and second dose of Covaxin between 4-6 weeks.*
- *Covid vaccination is currently available to all above 12years. Children in 12-14 age group will get Corbevax and Children in 15-18 age group will get Covaxin.*
- *All person above 18 years will get precaution dose after 9 months or 39 weeks from the second dose. Health Staffs, Frontline workers and people above 60 years will get precaution dose free of cost from government CVC and others will get precaution dose from private CVC at the rate fixed by the Government . The Same vaccine administered as first and second dose is to be taken as precaution dose. People above 60 years with co-morbidities should take medical advice before receiving precaution dose.*
- *Vaccination is available free of cost in all Government covid vaccination centers, and at a nominal rate (as per the Gol order F.No.2079203/2021/Immunization) in selected private Hospitals.*
- **ENSURE ALL YOUR ELIGIBLE FAMILY MEMBERS ARE PROTECTED BY RECEIVING ANY OF THE AVAILABLE COVID VACCINE.**
- **“COVAXIN, COVISHIELD AND CORBEVAX ARE EQUALLY EFFECTIVE AND SAFE”**
- **“BE FULLY PROTECTED – GET THE SECOND DOSE AND PRECAUTION DOSE AT YOUR SCHEDULED TIME”**

ANALYSIS

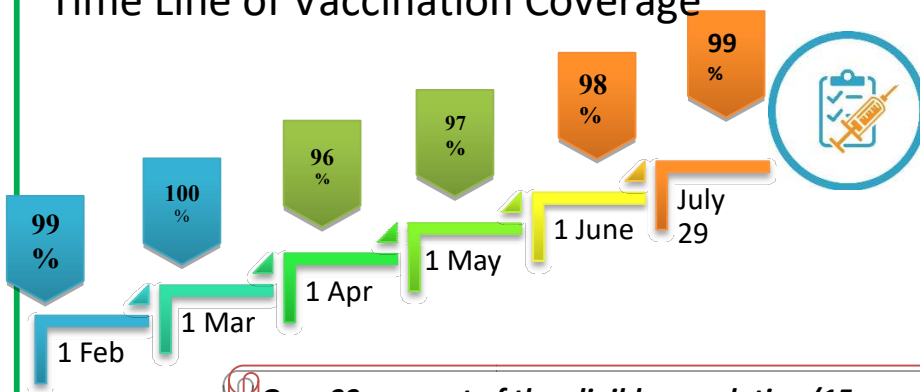
COVID-19 mass vaccinations are showing signs of preventing illness and steep decline in cases and hospital admissions in countries which done vaccination. Kerala started its vaccination for health care workers from January 16, 2021. The COVID-19 Vaccines Operational Guidelines issued by the Ministry of Health and Family Welfare, Govt. of India, 28th December 2020 and all subsequent Guidelines issued by Ministry of Health and Family Welfare, Govt of India are followed at the sites and all vaccination lanes

Summary of COVID Vaccine Administered as on 29/07/2022 midnight



- 99%** of eligible population vaccinated with a single dose till July 29
- 86%** of eligible population vaccinated with double dose till July 29
- State has vaccinated about **85%** of children aged 15 - 17 years with a single dose

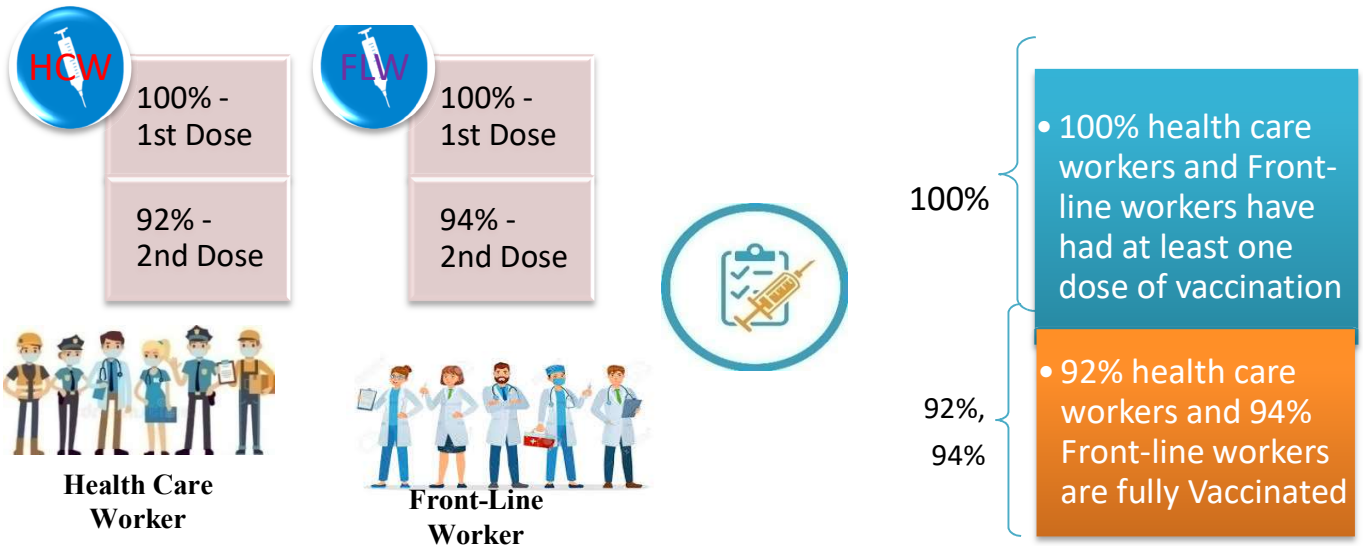
Time Line of Vaccination Coverage



Kerala began administration of COVID 19 Vaccines on 16th January, 2021. As of 29th July 2022, Kerala has administered over 55 million doses overall, including first and second doses of vaccines.


Over 99 per cent of the eligible population (15 + years) in Kerala has been administered the first dose of the Covid-19 vaccine. The state has achieved the target within 510 days since the beginning of the vaccination drive on January 16, 2021

Health Care Workers & Front-line Workers Vaccinated



Are You Vaccinated? You Still Need to Practice: SMS

- Even after vaccination, follow COVID appropriate behavior
- Practice Social Distancing and greet without physical contact
- Always wear clean face mask
- Wash your hands thoroughly and frequently or use hand sanitizer
- Follow the current COVID 19 guidelines to prevent further spread
- Stay Safe. Stay Strong. Get Vaccinated



Even After Getting Vaccinated Keep Taking Precautions to Protect Your Self



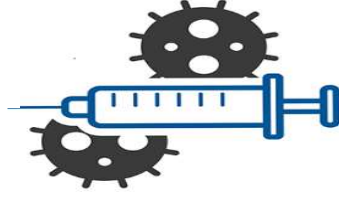
The Race Towards Full Vaccination - Weekly Trend

2nd – 8th July 2022

Kerala Administered over

0.99 Lakh

COVID Vaccine Doses during 2nd to 8th July, 2022



From 2nd to 8th July 2022 on average

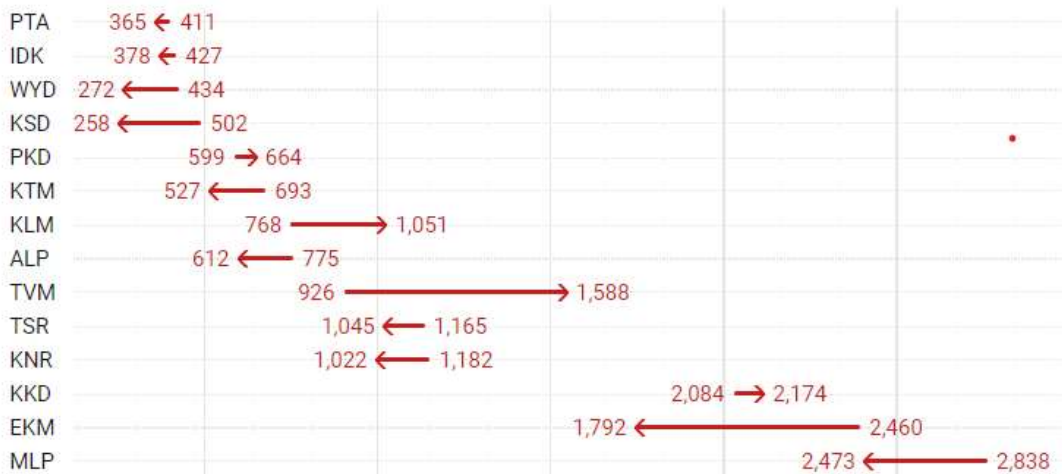
0.14 lakh

doses were administered daily.

Average Doses Administered Per day per week (in 1000)



Trend in average per day vaccination (in 1000) for the last two weeks

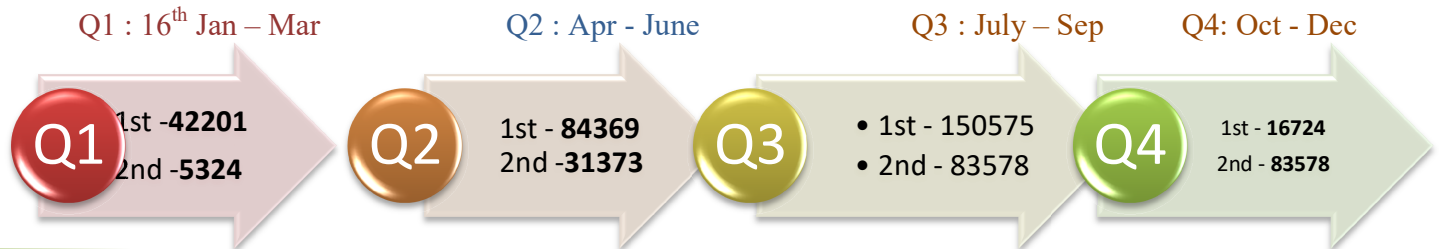


Race Against Time – Vaccination Quarterly Status

(Q1:16th Jan-Mar, Q2: Apr-June, Q3: July-Sep, Q4: Oct - Dec)

Daily Average Doses Administered per Quarter

In the first Quarter, only 42201 first doses and 5324 second doses were administered daily on average. During the second, third and fourth quarters, the daily vaccination of the first and second doses increased significantly.



Vaccination Achievement per Quarter

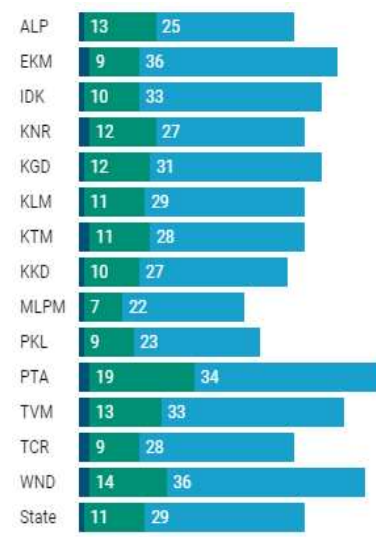
In the third quarter of the immunization drive, 52% of the eligible population (18 + age) in Kerala were given the first dose and 29% the second dose.

■ Q1 ■ Q2 ■ Q3

First Dose

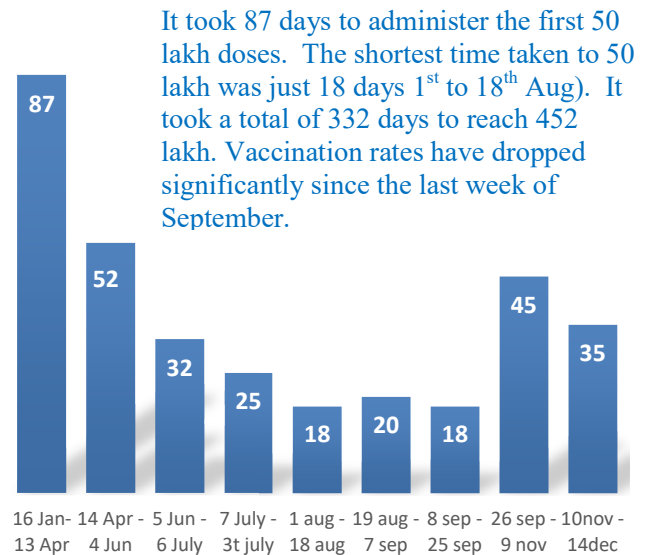


Second Dose



Dose Progression

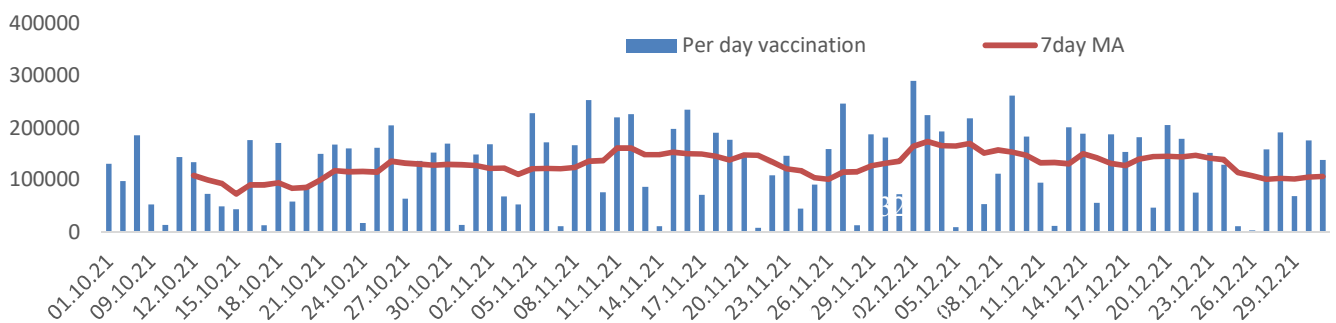
The chart shows the days taken for total COVID-19 Vaccination doses (both first and second) in Kerala to cross every 50 lakh dose mark



It took 87 days to administer the first 50 lakh doses. The shortest time taken to 50 lakh was just 18 days 1st to 18th Aug). It took a total of 332 days to reach 452 lakh. Vaccination rates have dropped significantly since the last week of September.

Vaccine Administered per Day and 7 days Moving Average in Last Quarter (Oct -Dec)

The seven-day moving average of daily doses in the last quarter showed a peak on December 2nd and continued to fluctuate thereafter



Important Message to the Public

- a. *Infection or infection rate is only a part and disease manifestation of disease is to be monitored*
- b. *Fatality among vaccinated people is very less. Disease severity among vaccinated people is less.*
- c. *People with comorbidity should be careful. Once detected covid positive they should get admitted and do not stay at home.*
- d. *Death in covid positive cases are among unvaccinated people, especially having comorbidities like Diabetes and Hypertension*
- e. *Late arrival to hospitals is one of the reason for Death among people with comorbidities*
- f. *Vaccinated people, only if symptomatic are advised to consult Doctor.*
- g. *Non Vaccinated people, if symptomatic, may do RTPCR test*
- h. *Antigen testing is only for emergency purpose*
- i. *Non vaccinated people with co-morbidities to do testing by RTPCR and consult doctor*
- j. *Repeat RTPCR is not needed among the people who are detected COVID positive in the previous 2 months*
- k. *All young person detected positive and at home isolation should do glucose test*

TABLE1.Total Vaccination done in the State as on 29/07/2022 midnight

State Summary (15+ years)-Total doses administered till 30/07/2022 at 12 AM								
District	Target	First Dose	Percent age	Second Dose	Percentage*	Precaution Dose	Percentage	Total doses administered
Alappuzha	1829568	1738013	95%	1623486	89%	216821	15%	35,78,320
Ernakulam	3217878	3310303	104%	2834508	89%	305900	12%	64,50,711
Idukki	950762	961250	101%	810269	85%	64271	9%	18,35,790
Kannur	2100307	2169986	103%	1922122	92%	176002	10%	42,68,110
Kasaragod	1092141	1056141	97%	884592	81%	57294	7%	19,98,027
Kollam	2268371	2229084	98%	1941169	86%	197117	11%	43,67,370
Kottayam	1704500	1679095	99%	1485721	87%	173552	13%	33,38,368
Kozhikode	2746273	2694886	98%	2234432	81%	172379	9%	51,01,697
Malappuram	3386535	3453444	102%	2690048	79%	144588	6%	62,88,080
Palakkad	2349082	2339059	100%	2027359	86%	194166	11%	45,60,584
Pathanamthitta	1118564	1156860	103%	990190	89%	157781	17%	23,04,831
Thiruvananthapuram	2914006	2895800	99%	2519576	86%	287232	13%	57,02,608
Thrissur	2767777	2645967	96%	2465224	89%	337877	15%	54,49,068
Wayanad	716933	748658	104%	649467	91%	49745	8%	14,47,870
Grand Total	29,162,697	2,90,78,546	99%	2,50,78,163	86%	25,34,725	11%	5,66,91,434

TABLE2.Covid-19 Vaccination Center Functional in the State as on 29/07/2022 midnight(30/07/2022 12AM)

DISTRICTS	12+	15+	18+	Total
Alappuzha	1	0	99	100
Ernakulam	8	31	52	91
Idukki	5	4	20	29
Kannur	8	1	33	42
Kasaragod	0	12	32	44
Kollam	17	27	32	76
Kottayam	0	19	26	45
Kozhikode	96	32	101	229
Malappuram	32	21	19	72
Palakkad	30	37	19	86
Pathanamthitta	0	5	15	20
Thiruvananthapuram	2	4	50	56
Thrissur	26	37	33	96
Wayanad	7	5	3	15
GrandTotal	232	235	534	1001

TABLE3. Health Care Workers Coverage as on 29/07/2022 midnight

<i>DISTRICT</i>	<i>1st DOSE</i>	<i>2nd Dose</i>	<i>% fully vaccinated</i>	<i>Precaution dose</i>	<i>Precaution dose (%) *</i>
Alappuzha	29023	27247	94%	14820	55%
Ernakulam	85572	75871	89%	33903	45%
Idukki	13556	13025	96%	6619	51%
Kannur	40390	37564	93%	19614	52%
Kasaragod	11611	10825	93%	5153	48%
Kollam	36043	33840	94%	16458	49%
Kottayam	38708	36338	94%	18273	51%
Kozhikode	52735	47977	91%	19628	41%
Malappuram	44834	42020	94%	19403	46%
Palakkad	34677	32029	92%	16705	52%
Pathanamthitta	29338	25106	86%	12902	52%
Thiruvananthapuram	73434	66443	90%	29532	45%
Thrissur	51910	49221	95%	28536	58%
Wayanad	13979	13300	95%	6916	52%
Grand Total	555810	510806	92%	248462	49%

1st Dose coverage for HCW is 100%

*Proportion of beneficiaries who are eligible (completed 9 months after 2nd dose)

TABLE4. Frontline workers Coverage as on 29/07/2022 midnight

<i>DISTRICT</i>	<i>1st dose</i>	<i>2nd Dose</i>	<i>% fully vaccinated</i>	<i>Precaution dose</i>	<i>Precaution dose(%) *</i>
Alappuzha	39132	36773	94%	14576	40%
Ernakulam	54937	50375	92%	19848	40%
Idukki	22995	21357	93%	6304	30%
Kannur	41386	39984	97%	14004	35%
Kasaragod	24615	22504	91%	6750	30%
Kollam	42236	38875	92%	11710	30%
Kottayam	32141	30617	95%	12119	40%
Kozhikode	55274	52580	95%	10659	20%
Malappuram	53921	51310	95%	15291	30%
Palakkad	48097	45575	95%	18445	41%
Pathanamthitta	25252	22551	89%	7886	35%
Thiruvananthapuram	73012	67674	93%	25847	38%
Thrissur	41910	40757	97%	20390	50%
Wayanad	17021	16101	95%	4499	28%
Grand Total	571929	537033	94%	188328	35%

1st Dose coverage for FLW is 100%

*Proportion of beneficiaries who are eligible (completed 9 months after 2nd dose)

TABLE5.Age-Appropriate Group (45-59 Years) Coverage as on 29/07/2022 midnight

Table 5: Age appropriate group (45-59 years) coverage							
45-59 years Coverage as on		30/07/2022		at 12 AM			
District	Target	1st Dose Coverage	Percentage	2nd Dose Coverage	Percentage fully vaccinated	Precaution dose	%
Alappuzha	535436	439108	82%	416912	78%	20525	5%
Ernakulam	809349	783958	97%	704384	87%	26046	4%
Idukki	237564	247032	104%	219531	92%	6696	3%
Kannur	527295	516056	98%	481174	91%	14064	3%
Kasaragod	253027	252337	100%	224406	89%	4412	2%
Kollam	541201	560294	104%	503787	93%	18870	4%
Kottayam	478470	414304	87%	375699	79%	12169	3%
Kozhikode	658949	655490	99%	583090	88%	16248	3%
Malappuram	733338	723320	99%	630938	86%	13452	2%
Palakkad	614226	547377	89%	501280	82%	19604	4%
Pathanamthitta	264372	281928	107%	252138	95%	10685	4%
Thiruvananthapuram	735836	681937	93%	614822	84%	24326	4%
Thrissur	689418	664281	96%	627113	91%	43185	7%
Wayanad	170537	177161	104%	164391	96%	4259	3%
Grand Total	7249018	69,44,583	96%	62,99,665	87%	234541	4%

TABLE6.Age-Appropriate Group (≥60 Years) Coverage as on 29/07/2022midnight

Table 6: Age appropriate group (≥ 60 years) coverage							
≥ 60 years Coverage as on		30/07/2022		at 12 AM			
District	Target	1st Dose Coverage	Percentage	2nd Dose Coverage	Percentage fully vaccinated	Precaution dose	%
Alappuzha	424565	429208	101%	401466	95%	150714	38%
Ernakulam	673885	676608	100%	622085	92%	195361	32%
Idukki	193981	194627	100%	173417	89%	38344	22%
Kannur	438602	444599	101%	413199	94%	117458	29%
Kasaragod	182460	181746	100%	160530	88%	36863	23%
Kollam	497558	499689	100%	456035	92%	135034	30%
Kottayam	418008	419868	100%	384996	92%	120713	32%
Kozhikode	526896	529414	100%	480790	91%	112749	24%
Malappuram	477642	488272	102%	435483	91%	85101	20%
Palakkad	437708	439914	101%	402778	92%	123826	31%
Pathanamthitta	311297	312403	100%	281130	90%	117785	42%
Thiruvananthapuram	630465	633240	100%	572365	91%	183759	33%
Thrissur	581781	588411	101%	559201	96%	211222	38%
Wayanad	128009	128336	100%	114574	90%	30641	27%
Grand Total	5922857	59,66,335	101%	54,58,049	92%	16,59,570	31%

TABLE 6. Age-Appropriate Group (18-44 Years) Coverage as on 29/07/2022 midnight

18-44 years Coverage as on 30/07/2022 at 12 AM							
District	Target	First Dose					
		1st Dose Coverage	Percentage	2nd Dose Coverage	Percentage fully vaccinated	Precaution dose	%
Alappuzha	744178	670641	90%	636877	86%	16186	3%
Ernakulam	1470864	1512918	103%	1241720	84%	30742	3%
Idukki	437537	420000	96%	336519	77%	6308	2%
Kannur	947964	966587	102%	836968	88%	10862	1%
Kasaragod	556876	502366	90%	413158	74%	4116	1%
Kollam	1054752	933867	89%	799408	76%	15045	2%
Kottayam	665544	656477	99%	572591	86%	10278	2%
Kozhikode	1313678	1224699	93%	978071	74%	13095	1%
Malappuram	1777378	1833527	103%	1403216	79%	11341	1%
Palakkad	1088327	1087691	100%	923817	85%	15586	2%
Pathanamthitta	460819	443828	96%	359683	78%	8523	3%
Thiruvananthapuram	1309099	1250422	96%	1071424	82%	23768	2%
Thrissur	1274465	1099344	86%	1034913	81%	34544	4%
Wayanad	361152	354891	98%	303597	84%	3430	1%
Grand Total	13462633	1,29,57,258	96%	1,09,11,962	81%	203824	2%
*Among those who have taken first dose							

TABLE 7. Age-Appropriate Group (15-17 Years) Coverage as on 29/07/2022 midnight

15-17 years Coverage as on 30/07/2022 at 12 AM					
District	Target	1st Dose Coverage	Percentage	2nd Dose Coverage	Percentage fully vaccinated
Alappuzha	80832	80118	99%	66859	83%
Ernakulam	140530	120554	86%	93350	66%
Idukki	51339	39023	76%	31268	61%
Kannur	97722	102693	105%	76792	79%
Kasaragod	60496	52783	87%	36387	60%
Kollam	105234	99808	95%	74922	71%
Kottayam	85400	71985	84%	55949	66%
Kozhikode	143028	114853	80%	65530	46%
Malappuram	241212	193744	80%	95541	40%
Palakkad	132742	119197	90%	88888	67%
Pathanamthitta	48854	40771	83%	32950	67%
Thiruvananthapuram	145238	114327	79%	81756	56%
Thrissur	123540	126114	102%	100633	81%
Wayanad	29245	37050	127%	26015	89%
Grand Total	15,34,000	13,13,020	86%	9,26,840	60%

Table 8: Age appropriate group (12-14 years) Coverage as on 29/07/2022 midnight

12-14 years Coverage as on 30/07/2022 at 12 AM					
District	Target	1st Dose Coverage	Percentage	2nd Dose Coverage	Percentage fully vaccinated
Alappuzha	43284	50783	117%	37352	86%
Ernakulam	90244	75756	84%	46723	52%
Idukki	29672	24017	81%	15152	51%
Kannur	89079	58275	65%	36441	41%
Kasaragod	39968	30683	77%	16782	42%
Kollam	69984	57147	82%	34302	49%
Kottayam	55571	45612	82%	29531	53%
Kozhikode	103644	62421	60%	26394	25%
Malappuram	159652	115826	73%	31540	20%
Palakkad	75249	62106	83%	32992	44%
Pathanamthitta	33203	23340	70%	16632	50%
Thiruvananthapuram	93804	69428	74%	45092	48%
Thrissur	99789	73997	74%	53386	53%
Wayanad	27857	20220	73%	11489	41%
Grand Total	10,11,000	7,69,611	76%	4,33,808	43%

TABLE9.State Summary (18+) as on 29/07/2022 midnight

State Summary (18+) 30/07/2022 at 12 AM							
District	Target	First Dose	Percentage	Second Dose	Percentage*	Precaution Dose	Percentage
Alappuzha	1704179	1607112	94%	1519275	89%	216821	15%
Ernakulam	2954098	3113993	105%	2694435	91%	305900	12%
Idukki	869082	898210	103%	763849	88%	64271	9%
Kannur	1913861	2009018	105%	1808889	95%	176002	10%
Kasaragod	992363	972675	98%	831423	84%	57294	7%
Kollam	2093511	2072129	99%	1831945	88%	197117	11%
Kottayam	1562022	1561498	100%	1400241	90%	173552	13%
Kozhikode	2499523	2517612	101%	2142508	86%	172379	9%
Malappuram	2988358	3143874	105%	2562967	86%	144588	6%
Palakkad	2140261	2157756	101%	1905479	89%	194166	11%
Pathanamthitta	1036488	1092749	105%	940608	91%	157781	17%
Thiruvananthapuram	2675400	2712045	101%	2392728	89%	287232	13%
Thrissur	2545664	2445856	96%	2311205	91%	337877	15%
Wayanad	659698	691388	105%	611963	93%	49745	8%
Grand Total	2,66,34,508	2,69,95,915	101%	2,37,17,515	89%	2534725	11%

*Revised target population(> 18 years) as per MOHFW is 2.67 crores

*As per letter from Additional Secretary MOHFW- D O No 2317579/2021/Imm dated 15/09/2021

TABLE 10. Achievement for the day 29/07/2022 midnight

Daily achievement		29/07/2022		
District	First Dose	Second Dose	Precaution dose	Total Doses Administered
Alappuzha	45	197	3625	3867
Ernakulam	421	793	3028	4242
Idukki	63	237	781	1081
Kannur	208	335	1473	2016
Kasaragod	156	426	280	862
Kollam	736	1412	2749	4897
Kottayam	6	49	922	977
Kozhikode	3560	1500	1319	6379
Malappuram	2704	3002	1073	6779
Palakkad	1538	1688	1556	4782
Pathanamthitta	15	53	657	725
Thiruvananthapuram	91	396	4382	4869
Thrissur	107	295	1085	1487
Wayanad	314	245	150	709
Grand Total	9964	10628	23080	43672

** Vaccine stock details couldn't be downloaded from e-VIN portal as the portal is down.

TABLE11.COVID Vaccination related sites

support@cowin.gov.in https://www.cowin.gov.in/home https://dashboard.kerala.gov.in/ https://dhs.kerala.gov.in/https://aogyakeralam.gov.in/https://sha.kerala.gov.in/

TABLE10.COVID Vaccination related Helpline numbers

National/State/District	Line1	Line2	Line3
National Helpline	1075	+91 1123978046	0120 4473222
Disha	1056	04712552056	
StateCallCenter	04712309251	04712309252	04712309255
Thiruvananthapuram	9188610100	1077	
Kollam	04742797609	8589015556	
Pathanamthitta	04682222515	04682228220	
Alappuzha	04772239999		
Kottayam	04812565200	04812304800	04812581900
Idukki	18004255640	04862232220	04862233118
Ernakulam	9072303861		
Thrissur	9400066921	9400066922	9400066923
Palakkad	04912505264	04912505189	8943341439
Malappuram	04832733253	04832737858	04832733252
Kozhikode	7594001442		
Wayanad	04936202343	04936202375	9072510900
Kannur	04972700194		
Kasargod	9061076590	9061079244	9061078026