



കേരള സർക്കാർ

[www.health.kerala.gov.in](http://www.health.kerala.gov.in)

**COVID-19 OUTBREAK CONTROL AND PREVENTION STATE CELL  
HEALTH&FAMILY WELFARE DEPARTMENT**

[controlroomdhskerala@gmail.com](mailto:controlroomdhskerala@gmail.com)

[www.dhs.kerala.gov.in](http://www.dhs.kerala.gov.in)

**Kerala HEALTH-COVID-19 DAILY VACCINATION BULLETIN**

**Date: 30/06/2022**

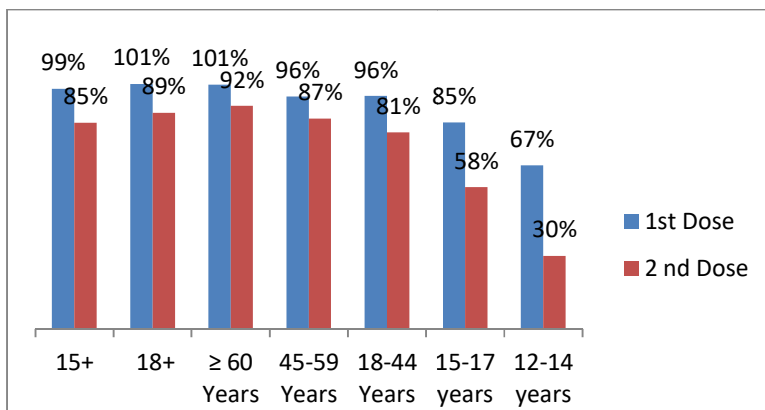
**OUR HEALTH OUR RESPONSIBILITY  
VACCINE ADVISORY**

- *People who are vaccinated with Covid Vaccine are reported to have reduced Covid related ICU admissions, serious disease and death.*
- *Early vaccination is useful to safeguard our life from this deadly disease.*
- *Vaccination sessions are planned as per the availability of vaccine. All are requested to cooperate.*
- *After receiving the first dose, second dose of Covishield vaccine is to be taken between 12–16weeks and second dose of Covaxin between 4-6 weeks.*
- *Covid vaccination is currently available to all above 15 years. Children in 15-18 age group will get Covaxin.*
- *Health Staffs, Frontline workers and people above 60 years with co-morbidities will get precaution dose after 9 months or 39 weeks from the second dose. The Same vaccine administered as first and second dose is to be taken as precaution dose. People above 60 years with co-morbidities should take medical advice before receiving precaution dose.*
- *Vaccination is available free of cost in all Government covid vaccination centers, and at a nominal rate (as per the Gol order F.No.2079203/2021/Immunization) in selected private Hospitals.*
- **ENSURE ALL YOUR ELIGIBLE FAMILY MEMBERS ARE PROTECTED BY RECEIVING ANY OF THE AVAILABLE COVID VACCINE.**
- **“BOTH COVAXIN AND COVISHIELD ARE EQUALLY EFFECTIVE AND SAFE”**
- **“BE FULLY PROTECTED – GET THE SECOND DOSE AT YOUR SCHEDULED TIME”**

### ANALYSIS


COVID-19 mass vaccinations are showing signs of preventing illness and steep decline in cases and hospital admissions in countries which done vaccination. Kerala started its vaccination for health care workers from January 16, 2021. The COVID-19 Vaccines Operational Guidelines issued by the Ministry of Health and Family Welfare, Govt. of India, 28th December 2020 and all subsequent Guidelines issued by Ministry of Health and Family Welfare, Govt of India are followed at the sites and all vaccination lanes

### Summary of COVID Vaccine Administered as on 30/06/2022 midnight



- 99%** of eligible population vaccinated with a single dose till June 30
- 85%** of eligible population vaccinated with double dose till June 30
- State has vaccinated about **85%** of children aged 15 - 17 years with a single dose

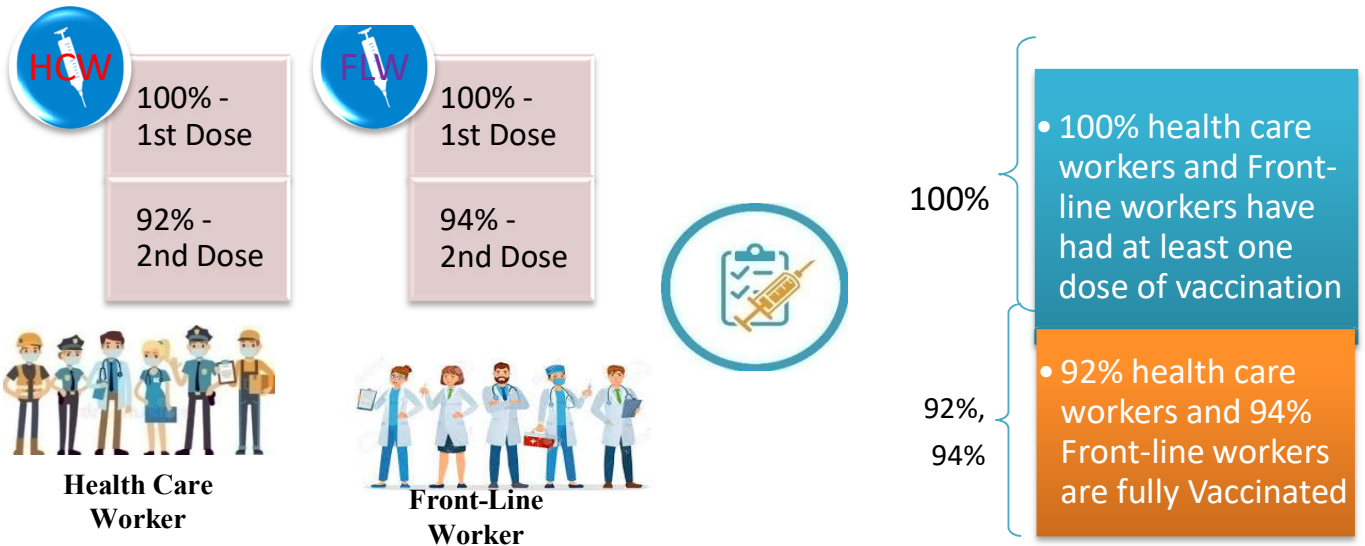
### Time Line of Vaccination Coverage



Kerala began administration of COVID 19 Vaccines on 16<sup>th</sup> January, 2021. As of 30th June 2022, Kerala has administered over 55 million doses overall, including first and second doses of vaccines.

**Over 99 per cent of the eligible population (15 + years) in Kerala has been administered the first dose of the Covid-19 vaccine. The state has achieved the target within 510 days since the beginning of the vaccination drive on January 16, 2021**

## Health Care Workers & Front-line Workers Vaccinated



### Are You Vaccinated? You Still Need to Practice: SMS

- Even after vaccination, follow COVID appropriate behavior
- Practice Social Distancing and greet without physical contact
- Always wear clean face mask
- Wash your hands thoroughly and frequently or use hand sanitizer
- Follow the current COVID 19 guidelines to prevent further spread
- Stay Safe. Stay Strong. Get Vaccinated



Even After Getting Vaccinated Keep Taking Precautions to Protect Your Self



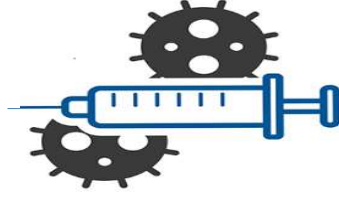
# The Race Towards Full Vaccination - Weekly Trend

## 18<sup>th</sup> – 24<sup>th</sup> June 2022

Kerala Administered over

# 1.25 Lakh

COVID Vaccine Doses during 18<sup>th</sup> to 24<sup>th</sup> June, 2022



From 18<sup>th</sup> to 24<sup>th</sup> June 2022 on average

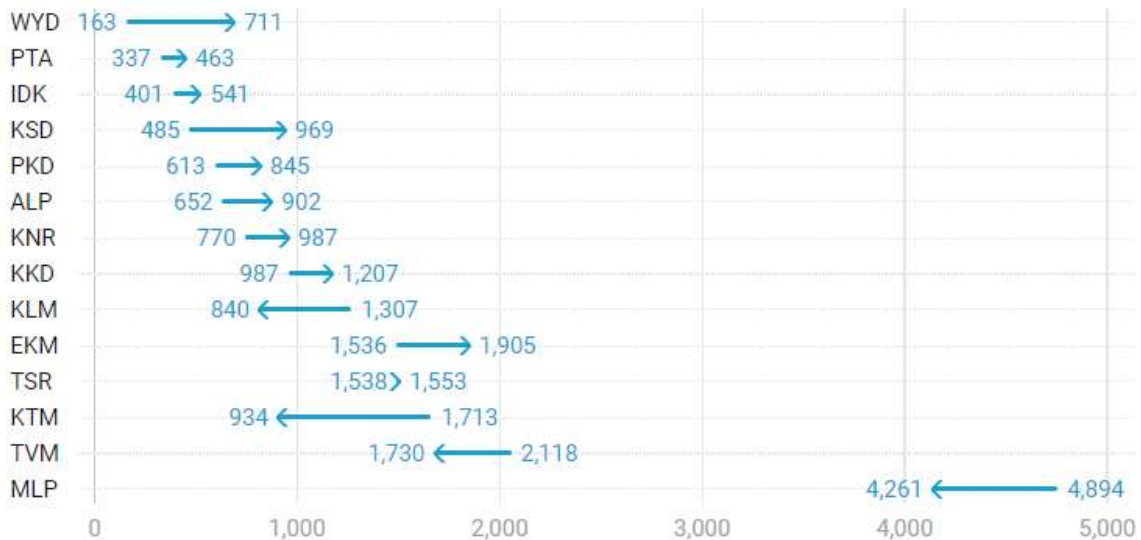
# 0.18 lakh

doses were administered daily.

Average Doses Administered Per day per week (in 1000)



Trend in average per day vaccination (in 1000) for the last two weeks



# Race Against Time – Vaccination Quarterly Status

(Q1:16<sup>th</sup> Jan-Mar, Q2: Apr-June, Q3: July-Sep, Q4: Oct - Dec)

## Daily Average Doses Administered per Quarter

In the first Quarter, only 42201 first doses and 5324 second doses were administered daily on average. During the second, third and fourth quarters, the daily vaccination of the first and second doses increased significantly.



## Vaccination Achievement per Quarter

In the third quarter of the immunization drive, 52% of the eligible population (18 + age) in Kerala were given the first dose and 29% the second dose.

■ Q1 ■ Q2 ■ Q3

### First Dose

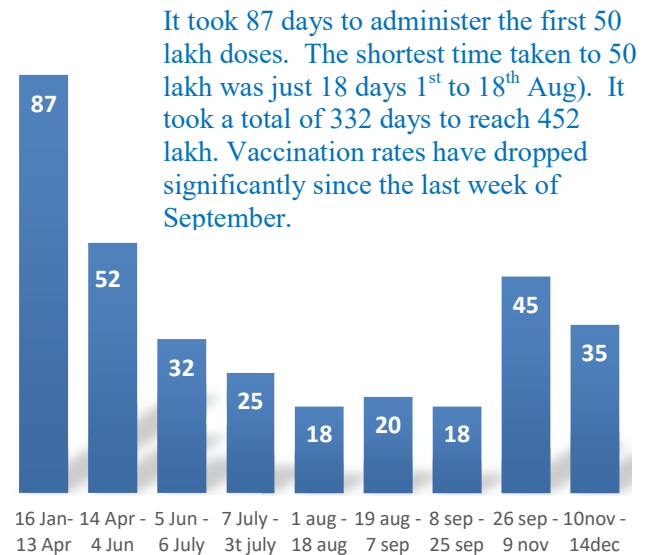


### Second Dose



## Dose Progression

The chart shows the days taken for total COVID-19 Vaccination doses (both first and second) in Kerala to cross every 50 lakh dose mark



## Vaccine Administered per Day and 7 days Moving Average in Last Quarter (Oct -Dec)

The seven-day moving average of daily doses in the last quarter showed a peak on December 2<sup>nd</sup> and continued to fluctuate thereafter



## Important Message to the Public

- a. *Infection or infection rate is only a part and disease manifestation of disease is to be monitored*
- b. *Fatality among vaccinated people is very less. Disease severity among vaccinated people is less.*
- c. *People with comorbidity should be careful. Once detected covid positive they should get admitted and do not stay at home.*
- d. *Death in covid positive cases are among unvaccinated people, especially having comorbidities like Diabetes and Hypertension*
- e. *Late arrival to hospitals is one of the reason for Death among people with comorbidities*
- f. *Vaccinated people, only if symptomatic are advised to consult Doctor.*
- g. *Non Vaccinated people, if symptomatic, may do RTPCR test*
- h. *Antigen testing is only for emergency purpose*
- i. *Non vaccinated people with co-morbidities to do testing by RTPCR and consult doctor*
- j. *Repeat RTPCR is not needed among the people who are detected COVID positive in the previous 2 months*
- k. *All young person detected positive and at home isolation should do glucose test*

TABLE1.Total Vaccination done in the State as on 30/06/2022 midnight

State Summary (15+ years)-Total doses administered till 01/07/2022 at 12 AM								
District	Target	First Dose	Percent age	Second Dose	Percentage*	Precaution Dose	Percentage	Total doses administered
Alappuzha	1829568	1735904	95%	1614019	88%	172932	26%	35,22,855
Ernakulam	3217878	3302611	104%	2807060	88%	258316	19%	63,67,987
Idukki	950762	959662	101%	804704	85%	44527	12%	18,08,893
Kannur	2100307	2160838	103%	1906716	91%	147542	19%	42,15,096
Kasaragod	1092141	1051203	96%	873760	80%	47307	11%	19,72,270
Kollam	2268371	2223340	98%	1923182	85%	157537	19%	43,04,059
Kottayam	1704500	1676284	98%	1473446	87%	149957	22%	32,99,687
Kozhikode	2746273	2672926	97%	2212175	81%	140072	15%	50,25,173
Malappuram	3386535	3419894	101%	2657197	78%	113098	13%	61,90,189
Palakkad	2349082	2325137	99%	2010250	86%	153030	22%	44,88,417
Pathanamthitta	1118564	1155463	103%	985236	88%	138873	25%	22,79,572
Thiruvananthapuram	2914006	2890932	99%	2496477	86%	246908	19%	56,34,317
Thrissur	2767777	2641589	95%	2447123	88%	257952	26%	53,46,664
Wayanad	716933	746562	104%	644708	90%	39341	12%	14,30,611
<b>Grand Total</b>	<b>29,162,697</b>	<b>2,89,62,345</b>	<b>99%</b>	<b>2,48,56,053</b>	<b>85%</b>	<b>20,67,392</b>	<b>19%</b>	<b>5,58,85,790</b>

TABLE2.Covid-19 Vaccination Center Functional in the State as on 30/06/2022 midnight(01/07/2022 12AM)

DISTRICTS	12+	15+	18+	Total
Alappuzha	86	0	89	175
Ernakulam	9	20	75	104
Idukki	0	0	17	17
Kannur	3	6	22	31
Kasaragod	6	0	51	57
Kollam	5	22	10	37
Kottayam	14	32	21	67
Kozhikode	7	7	11	25
Malappuram	22	17	20	59
Palakkad	3	4	24	31
Pathanamthitta	2	36	29	67
Thiruvananthapuram	0	75	12	87
Thrissur	5	1	25	31
Wayanad	1	1	2	4
<b>GrandTotal</b>	<b>163</b>	<b>221</b>	<b>408</b>	<b>792</b>

TABLE3. Health Care Workers Coverage as on 30/06/2022 midnight

<i>DISTRICT</i>	<i>1st DOSE</i>	<i>2nd Dose</i>	<i>% fully vaccinated</i>	<i>Precaution dose</i>	<i>Precaution dose (%) *</i>
<b>Alappuzha</b>	29022	27239	94%	14200	54%
<b>Ernakulam</b>	85571	75842	89%	32888	46%
<b>Idukki</b>	13556	13011	96%	6120	49%
<b>Kannur</b>	40390	37551	93%	18951	52%
<b>Kasaragod</b>	11610	10822	93%	4965	48%
<b>Kollam</b>	36040	33826	94%	15801	49%
<b>Kottayam</b>	38706	36323	94%	17641	51%
<b>Kozhikode</b>	52735	47964	91%	18777	41%
<b>Malappuram</b>	44834	42006	94%	18446	46%
<b>Palakkad</b>	34676	32021	92%	16172	53%
<b>Pathanamthitta</b>	29337	25093	86%	12324	52%
<b>Thiruvananthapuram</b>	73434	66423	90%	28332	45%
<b>Thrissur</b>	51910	49213	95%	27559	58%
<b>Wayanad</b>	13979	13296	95%	6575	51%
<b>Grand Total</b>	<b>555800</b>	<b>510630</b>	<b>92%</b>	<b>238751</b>	<b>49%</b>

1st Dose coverage for HCW is 100%

\*Proportion of beneficiaries who are eligible ( completed 9 months after 2nd dose )

TABLE4. Frontline workers Coverage as on 30/06/2022 midnight

<i>DISTRICT</i>	<i>1st dose</i>	<i>2nd Dose</i>	<i>% fully vaccinated</i>	<i>Precaution dose</i>	<i>Precaution dose(%) *</i>
<b>Alappuzha</b>	39131	36759	94%	13812	39%
<b>Ernakulam</b>	54936	50359	92%	19212	40%
<b>Idukki</b>	22995	21348	93%	5768	28%
<b>Kannur</b>	41386	39976	97%	13057	34%
<b>Kasaragod</b>	24615	22489	91%	6388	29%
<b>Kollam</b>	42235	38855	92%	11004	30%
<b>Kottayam</b>	32141	30611	95%	11649	40%
<b>Kozhikode</b>	55273	52568	95%	9866	20%
<b>Malappuram</b>	53918	51286	95%	14272	29%
<b>Palakkad</b>	48097	45551	95%	17381	40%
<b>Pathanamthitta</b>	25251	22539	89%	7488	35%
<b>Thiruvananthapuram</b>	73009	67646	93%	23907	38%
<b>Thrissur</b>	41909	40743	97%	19150	49%
<b>Wayanad</b>	17021	16097	95%	4203	27%
<b>Grand Total</b>	<b>571917</b>	<b>536827</b>	<b>94%</b>	<b>177157</b>	<b>35%</b>

1st Dose coverage for FLW is 100%

\*Proportion of beneficiaries who are eligible ( completed 9 months after 2nd dose )



TABLE5.Age-Appropriate Group (45-59 Years) Coverage as on 30/06/2022 midnight

Table 5: Age appropriate group (45-59 years) coverage							
45-59 years Coverage as on		01/07/2022		at 12 AM			
District	Target	1st Dose Coverage	Percentage	2nd Dose Coverage	Percentage fully vaccinated	Precaution dose	%
Alappuzha	535436	438986	82%	416618	78%	3677	2%
Ernakulam	809349	783827	97%	703722	87%	16657	4%
Idukki	237564	246988	104%	219315	92%	733	0%
Kannur	527295	515961	98%	480808	91%	3407	1%
Kasaragod	253027	252281	100%	224200	89%	478	0%
Kollam	541201	560182	104%	503339	93%	3839	1%
Kottayam	478470	414237	87%	375346	78%	5112	2%
Kozhikode	658949	655276	99%	582467	88%	4202	1%
Malappuram	733338	723140	99%	629930	86%	2294	1%
Palakkad	614226	547296	89%	500726	82%	4298	2%
Pathanamthitta	264372	281868	107%	251968	95%	3817	2%
Thiruvananthapuram	735836	681795	93%	614383	83%	10643	3%
Thrissur	689418	664142	96%	626511	91%	13402	4%
Wayanad	170537	177140	104%	164322	96%	414	0%
<b>Grand Total</b>	<b>7249018</b>	<b>69,43,119</b>	<b>96%</b>	<b>62,93,655</b>	<b>87%</b>	<b>72973</b>	<b>2%</b>

TABLE6.Age-Appropriate Group (≥60 Years) Coverage as on 30/06/2022midnight

Table 6: Age appropriate group (≥ 60 years) coverage							
≥ 60 years Coverage as on		01/07/2022		at 12 AM			
District	Target	1st Dose Coverage	Percentage	2nd Dose Coverage	Percentage fully vaccinated	Precaution dose	%
Alappuzha	424565	429127	101%	401191	94%	138766	49%
Ernakulam	673885	676453	100%	621522	92%	174301	36%
Idukki	193981	194589	100%	173167	89%	31329	23%
Kannur	438602	444547	101%	412980	94%	109620	38%
Kasaragod	182460	181719	100%	160409	88%	34987	26%
Kollam	497558	499608	100%	455699	92%	124339	38%
Kottayam	418008	419804	100%	384722	92%	112171	42%
Kozhikode	526896	529325	100%	480477	91%	103754	31%
Malappuram	477642	488191	102%	435036	91%	76302	27%
Palakkad	437708	439864	100%	402453	92%	112874	42%
Pathanamthitta	311297	312302	100%	280958	90%	112211	46%
Thiruvananthapuram	630465	633164	100%	572030	91%	174212	39%
Thrissur	581781	588280	101%	558790	96%	190536	50%
Wayanad	128009	128316	100%	114490	89%	27905	27%
<b>Grand Total</b>	<b>5922857</b>	<b>59,65,289</b>	<b>101%</b>	<b>54,53,924</b>	<b>92%</b>	<b>15,23,307</b>	<b>38%</b>

TABLE 6. Age-Appropriate Group (18-44 Years) Coverage as on 30/06/2022 midnight

18-44 years Coverage as on 01/07/2022 at 12 AM							
District	Target	First Dose					
		1st Dose Coverage	Percentage	2nd Dose Coverage	Percentage fully vaccinated	Precaution dose	%
Alappuzha	744178	670291	90%	635174	85%	2477	2%
Ernakulam	1470864	1511794	103%	1237246	84%	15258	5%
Idukki	437537	419722	96%	335353	77%	577	1%
Kannur	947964	966004	102%	834450	88%	2507	2%
Kasaragod	556876	501923	90%	411733	74%	489	1%
Kollam	1054752	933326	88%	796581	76%	2554	2%
Kottayam	665544	656030	99%	570707	86%	3384	3%
Kozhikode	1313678	1223403	93%	973932	74%	3473	2%
Malappuram	1777378	1831801	103%	1396028	79%	1784	1%
Palakkad	1088327	1087038	100%	920101	85%	2305	2%
Pathanamthitta	460819	443583	96%	358584	78%	3033	4%
Thiruvananthapuram	1309099	1249710	95%	1068845	82%	9814	3%
Thrissur	1274465	1098734	86%	1031381	81%	7305	4%
Wayanad	361152	354757	98%	302880	84%	244	0%
<b>Grand Total</b>	<b>13462633</b>	<b>1,29,48,116</b>	<b>96%</b>	<b>1,08,72,995</b>	<b>81%</b>	<b>55204</b>	<b>3%</b>
*Among those who have taken first dose							

TABLE 7. Age-Appropriate Group (15-17 Years) Coverage as on 30/06/2022 midnight

15-17 years Coverage as on 01/07/2022 at 12 AM					
District	Target	1st Dose Coverage	Percentage	2nd Dose Coverage	Percentage fully vaccinated
Alappuzha	80832	79913	99%	65492	81%
Ernakulam	140530	119453	85%	89336	64%
Idukki	51339	38734	75%	30025	58%
Kannur	97722	101986	104%	74725	76%
Kasaragod	60496	52052	86%	34610	57%
Kollam	105234	99051	94%	72139	69%
Kottayam	85400	71424	84%	53612	63%
Kozhikode	143028	112676	79%	62217	43%
Malappuram	241212	188325	78%	88242	37%
Palakkad	132742	116842	88%	84224	63%
Pathanamthitta	48854	40622	83%	32374	66%
Thiruvananthapuram	145238	113776	78%	79505	55%
Thrissur	123540	125524	102%	97787	79%
Wayanad	29245	36717	126%	25010	86%
<b>Grand Total</b>	<b>15,34,000</b>	<b>12,97,095</b>	<b>85%</b>	<b>8,89,298</b>	<b>58%</b>

Table 8: Age appropriate group (12-14 years) Coverage as on 30/06/2022 midnight

12-14 years Coverage as on 01/07/2022 at 12 AM					
District	Target	1st Dose Coverage	Percentage	2nd Dose Coverage	Percentage fully vaccinated
Alappuzha	43284	49434	114%	31546	73%
Ernakulam	90244	70577	78%	29033	32%
Idukki	29672	23078	78%	12485	42%
Kannur	89079	50564	57%	26226	29%
Kasaragod	39968	27003	68%	9497	24%
Kollam	69984	52898	76%	22743	32%
Kottayam	55571	43942	79%	22125	40%
Kozhikode	103644	44238	43%	12550	12%
Malappuram	159652	89685	56%	14669	9%
Palakkad	75249	51324	68%	25174	33%
Pathanamthitta	33203	22500	68%	13720	41%
Thiruvananthapuram	93804	66044	70%	27645	29%
Thrissur	99789	71090	71%	42698	43%
Wayanad	27857	18632	67%	8613	31%
<b>Grand Total</b>	<b>10,11,000</b>	<b>6,81,009</b>	<b>67%</b>	<b>2,98,724</b>	<b>30%</b>

TABLE9.State Summary (18+) as on 30/06/2022 midnight

State Summary (18+) 01/07/2022 at 12 AM							
District	Target	First Dose	Percentage	Second Dose	Percentage*	Precaution Dose	Percentage
Alappuzha	1704179	1606557	94%	1516981	89%	172932	26%
Ernakulam	2954098	3112581	105%	2688691	91%	258316	19%
Idukki	869082	897850	103%	762194	88%	44527	12%
Kannur	1913861	2008288	105%	1805765	94%	147542	19%
Kasaragod	992363	972148	98%	829653	84%	47307	11%
Kollam	2093511	2071391	99%	1828300	87%	157537	19%
Kottayam	1562022	1560918	100%	1397709	89%	149957	22%
Kozhikode	2499523	2516012	101%	2137408	86%	140072	15%
Malappuram	2988358	3141884	105%	2554286	85%	113098	13%
Palakkad	2140261	2156971	101%	1900852	89%	153030	22%
Pathanamthitta	1036488	1092341	105%	939142	91%	138873	25%
Thiruvananthapuram	2675400	2711112	101%	2389327	89%	246908	19%
Thrissur	2545664	2444975	96%	2306638	91%	257952	26%
Wayanad	659698	691213	105%	611085	93%	39341	12%
<b>Grand Total</b>	<b>2,66,34,508</b>	<b>2,69,84,241</b>	<b>101%</b>	<b>2,36,68,031</b>	<b>89%</b>	<b>2067392</b>	<b>19%</b>

\*Revised target population(> 18 years) as per MOHFW is 2.67 crores

\*As per letter from Additional Secretary MOHFW- D O No 2317579/2021/Imm dated 15/09/2021

TABLE 10. Achievement for the day 30/06/2022 midnight

Daily achievement		30/06/2022		
District	First Dose	Second Dose	Precaution dose	Total Doses Administered
Alappuzha	88	533	968	1589
Ernakulam	624	1322	3171	5117
Idukki	48	248	219	515
Kannur	170	430	507	1107
Kasaragod	31	92	85	208
Kollam	191	784	402	1377
Kottayam	203	715	593	1511
Kozhikode	743	517	300	1560
Malappuram	3656	1535	596	5787
Palakkad	375	354	992	1721
Pathanamthitta	74	355	707	1136
Thiruvananthapuram	378	1296	629	2303
Thrissur	40	152	269	461
Wayanad	46	26	24	96
<b>Grand Total</b>	<b>6667</b>	<b>8359</b>	<b>9462</b>	<b>24488</b>

\*\* Vaccine stock details couldn't be downloaded from e-VIN portal as the portal is down.

TABLE11.COVID Vaccination related sites

<a href="mailto:support@cowin.gov.in">support@cowin.gov.in</a> <a href="https://www.cowin.gov.in/home">https://www.cowin.gov.in/home</a> <a href="https://dashboard.kerala.gov.in/">https://dashboard.kerala.gov.in/</a> <a href="https://dhs.kerala.gov.in/https://aogyakeralam.gov.in/https://sha.kerala.gov.in/">https://dhs.kerala.gov.in/https://aogyakeralam.gov.in/https://sha.kerala.gov.in/</a>
---

TABLE10.COVID Vaccination related Helpline numbers

National/State/District	Line1	Line2	Line3
National Helpline	1075	+91 1123978046	0120 4473222
Disha	1056	04712552056	
StateCallCenter	04712309251	04712309252	04712309255
Thiruvananthapuram	9188610100	1077	
Kollam	04742797609	8589015556	
Pathanamthitta	04682222515	04682228220	
Alappuzha	04772239999		
Kottayam	04812565200	04812304800	04812581900
Idukki	18004255640	04862232220	04862233118
Ernakulam	9072303861		
Thrissur	9400066921	9400066922	9400066923
Palakkad	04912505264	04912505189	8943341439
Malappuram	04832733253	04832737858	04832733252
Kozhikode	7594001442		
Wayanad	04936202343	04936202375	9072510900
Kannur	04972700194		
Kasargod	9061076590	9061079244	9061078026