



www.health.kerala.gov.in

**COVID-19 OUTBREAK CONTROL AND PREVENTION STATE CELL
HEALTH&FAMILY WELFARE DEPARTMENT
Govt of Kerala**

controlroomdhskerala@gmail.com

www.dhs.kerala.gov.in

Kerala HEALTH-COVID-19 DAILY VACCINATION BULLETIN

Date: 08/08/2022

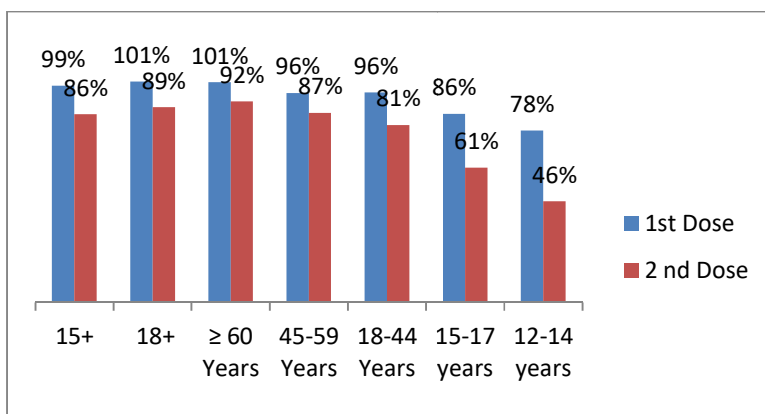
**OUR HEALTH OUR RESPONSIBILITY
VACCINE ADVISORY**

- *People who are vaccinated with Covid Vaccine are reported to have reduced Covid related ICU admissions, serious disease and death.*
- *Early vaccination is useful to safeguard our life from this deadly disease.*
- *Vaccination sessions are planned as per the availability of vaccine. All are requested to cooperate.*
- *After receiving the first dose, second dose of Covishield vaccine is to be taken between 12–16weeks and second dose of Covaxin between 4-6 weeks.*
- *Covid vaccination is currently available to all above 12years. Children in 12-14 age group will get Corbevax and Children in 15-18 age group will get Covaxin.*
- *All person above 18 years will get precaution dose after 9 months or 39 weeks from the second dose. Health Staffs, Frontline workers and people above 60 years will get precaution dose free of cost from government CVC and others will get precaution dose from private CVC at the rate fixed by the Government . The Same vaccine administered as first and second dose is to be taken as precaution dose. People above 60 years with co-morbidities should take medical advice before receiving precaution dose.*
- *Vaccination is available free of cost in all Government covid vaccination centers, and at a nominal rate (as per the Gol order F.No.2079203/2021/Immunization) in selected private Hospitals.*
- **ENSURE ALL YOUR ELIGIBLE FAMILY MEMBERS ARE PROTECTED BY RECEIVING ANY OF THE AVAILABLE COVID VACCINE.**
- **“COVAXIN, COVISHIELD AND CORBEVAX ARE EQUALLY EFFECTIVE AND SAFE”**
- **“BE FULLY PROTECTED – GET THE SECOND DOSE AND PRECAUTION DOSE AT YOUR SCHEDULED TIME”**

ANALYSIS


COVID-19 mass vaccinations are showing signs of preventing illness and steep decline in cases and hospital admissions in countries which done vaccination. Kerala started its vaccination for health care workers from January 16, 2021. The COVID-19 Vaccines Operational Guidelines issued by the Ministry of Health and Family Welfare, Govt. of India, 28th December 2020 and all subsequent Guidelines issued by Ministry of Health and Family Welfare, Govt of India are followed at the sites and all vaccination lanes

Summary of COVID Vaccine Administered as on 08/08/2022 midnight



- 99%** of eligible population vaccinated with a single dose till August 8
- 86%** of eligible population vaccinated with double dose till August 8
- State has vaccinated about **86%** of children aged 15 - 17 years with a single dose

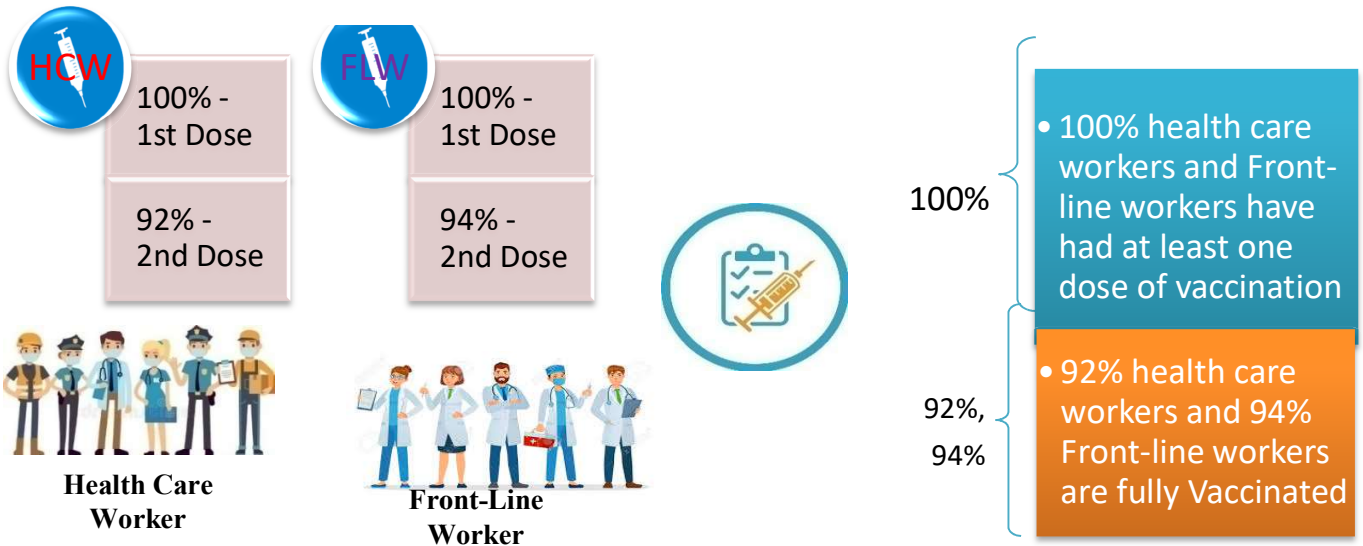
Time Line of Vaccination Coverage



Kerala began administration of COVID 19 Vaccines on 16th January, 2021. As of 8th August 2022, Kerala has administered over 55 million doses overall, including first and second doses of vaccines.

Over 99 per cent of the eligible population (15 + years) in Kerala has been administered the first dose of the Covid-19 vaccine. The state has achieved the target within 510 days since the beginning of the vaccination drive on January 16, 2021

Health Care Workers & Front-line Workers Vaccinated



Are You Vaccinated? You Still Need to Practice: SMS

- Even after vaccination, follow COVID appropriate behavior
- Practice Social Distancing and greet without physical contact
- Always wear clean face mask
- Wash your hands thoroughly and frequently or use hand sanitizer
- Follow the current COVID 19 guidelines to prevent further spread
- Stay Safe. Stay Strong. Get Vaccinated



Even After Getting Vaccinated Keep Taking Precautions to Protect Your Self



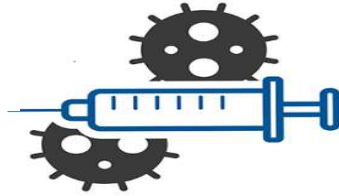
The Race Towards Full Vaccination - Weekly Trend

30th July – 5th Aug, 2022

Kerala Administered over

1.87 Lakh

COVID Vaccine Doses during 30th July to 5th Aug, 2022



From 30th July to 5th Aug, 2022 on average

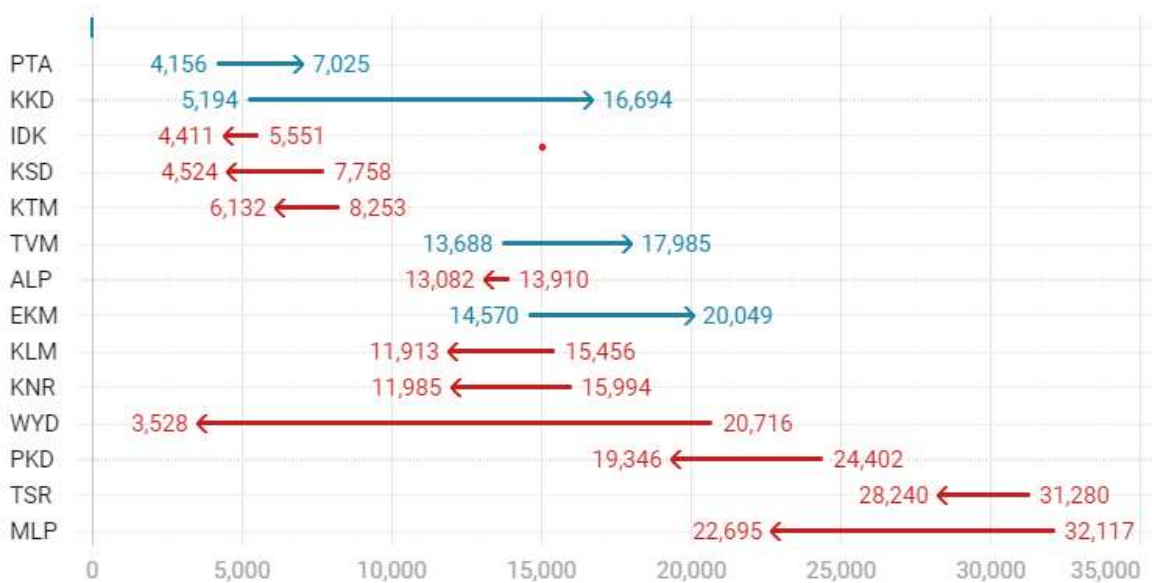
0.27 lakh

doses were administered daily.

Average Doses Administered Per day per week (in 1000)



Trend in average per day vaccination (in 1000) for the last two weeks



Race Against Time – Vaccination Quarterly Status

(Q1:16th Jan-Mar, Q2: Apr-June, Q3: July-Sep, Q4: Oct - Dec)

Daily Average Doses Administered per Quarter

In the first Quarter, only 42201 first doses and 5324 second doses were administered daily on average. During the second, third and fourth quarters, the daily vaccination of the first and second doses increased significantly.



Vaccination Achievement per Quarter

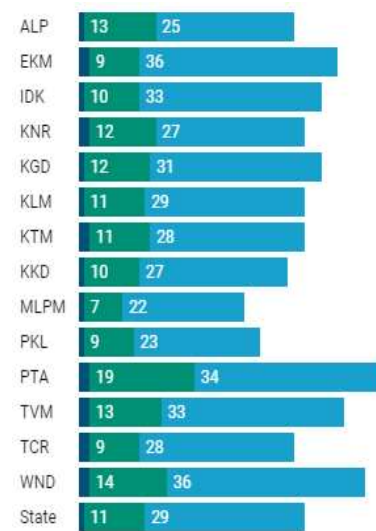
In the third quarter of the immunization drive, 52% of the eligible population (18 + age) in Kerala were given the first dose and 29% the second dose.

■ Q1 ■ Q2 ■ Q3

First Dose

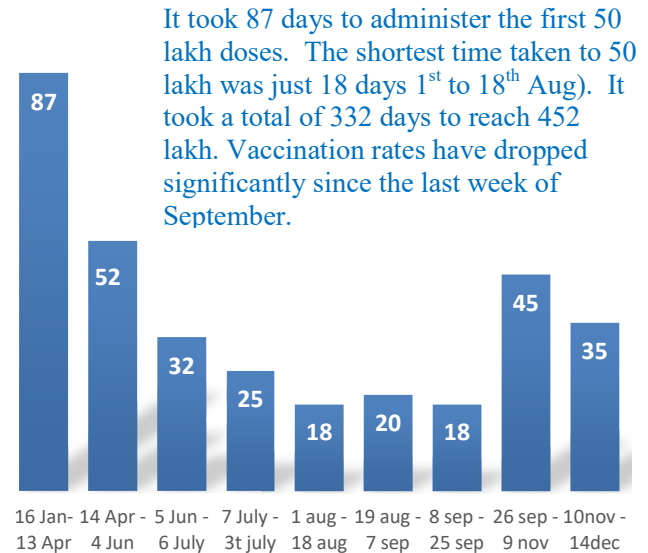


Second Dose



Dose Progression

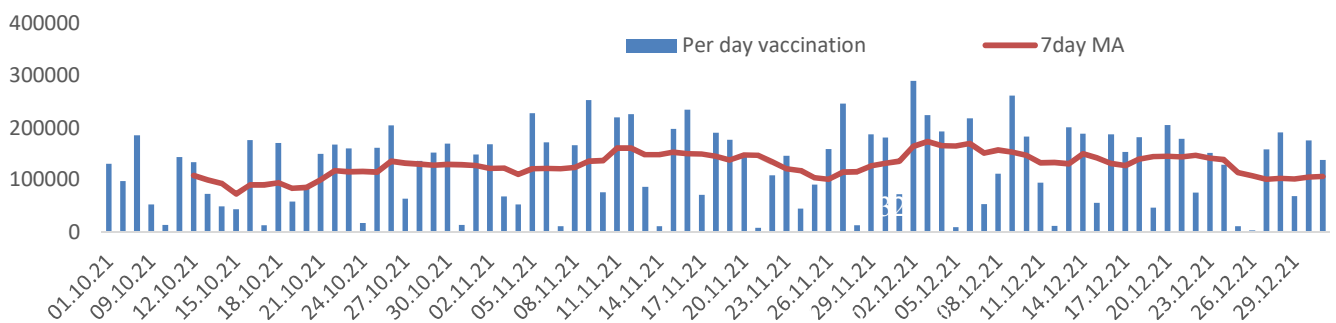
The chart shows the days taken for total COVID-19 Vaccination doses (both first and second) in Kerala to cross every 50 lakh dose mark



It took 87 days to administer the first 50 lakh doses. The shortest time taken to 50 lakh was just 18 days 1st to 18th Aug). It took a total of 332 days to reach 452 lakh. Vaccination rates have dropped significantly since the last week of September.

Vaccine Administered per Day and 7 days Moving Average in Last Quarter (Oct -Dec)

The seven-day moving average of daily doses in the last quarter showed a peak on December 2nd and continued to fluctuate thereafter



Important Message to the Public

- a. *Infection or infection rate is only a part and disease manifestation of disease is to be monitored*
- b. *Fatality among vaccinated people is very less. Disease severity among vaccinated people is less.*
- c. *People with comorbidity should be careful. Once detected covid positive they should get admitted and do not stay at home.*
- d. *Death in covid positive cases are among unvaccinated people, especially having comorbidities like Diabetes and Hypertension*
- e. *Late arrival to hospitals is one of the reason for Death among people with comorbidities*
- f. *Vaccinated people, only if symptomatic are advised to consult Doctor.*
- g. *Non Vaccinated people, if symptomatic, may do RTPCR test*
- h. *Antigen testing is only for emergency purpose*
- i. *Non vaccinated people with co-morbidities to do testing by RTPCR and consult doctor*
- j. *Repeat RTPCR is not needed among the people who are detected COVID positive in the previous 2 months*
- k. *All young person detected positive and at home isolation should do glucose test*

TABLE1.Total Vaccination done in the State as on 08/08/2022 midnight

State Summary (15+ years)-Total doses administered till 09/08/2022 at 12 AM								
District	Target	First Dose	Percent age	Second Dose	Percentage*	Precaution Dose	Percentage	Total doses administered
Alappuzha	1829568	1738620	95%	1625584	89%	234693	16%	35,98,897
Ernakulam	3217878	3311798	104%	2839365	89%	325650	13%	64,76,813
Idukki	950762	961664	101%	811531	85%	68403	9%	18,41,598
Kannur	2100307	2171496	103%	1924760	92%	187100	11%	42,83,356
Kasaragod	1092141	1057799	97%	887172	81%	59530	7%	20,04,501
Kollam	2268371	2230394	98%	1944279	86%	208394	12%	43,83,067
Kottayam	1704500	1679666	99%	1488215	87%	181047	13%	33,48,928
Kozhikode	2746273	2700546	98%	2239738	82%	184120	9%	51,24,404
Malappuram	3386535	3457921	102%	2700072	80%	160690	7%	63,18,683
Palakkad	2349082	2341762	100%	2031856	87%	211644	12%	45,85,262
Pathanamthitta	1118564	1157256	103%	991407	89%	165115	18%	23,13,778
Thiruvananthapuram	2914006	2897183	99%	2524055	87%	305740	13%	57,26,978
Thrissur	2767777	2648119	96%	2470390	89%	370646	17%	54,89,155
Wayanad	716933	749705	105%	651147	91%	51593	9%	14,52,445
Grand Total	29,162,697	2,91,03,929	99%	2,51,29,571	86%	27,14,365	12%	5,69,47,865

TABLE2.Covid-19 Vaccination Center Functional in the State as on 08/08/2022 midnight(09/08/2022 12AM)

DISTRICTS	12+	15+	18+	Total
Alappuzha	0	0	87	87
Ernakulam	1	1	41	43
Idukki	3	7	29	39
Kannur	0	2	26	28
Kasaragod	44	10	47	101
Kollam	3	15	48	66
Kottayam	0	0	84	84
Kozhikode	2	4	69	75
Malappuram	8	16	43	67
Palakkad	4	7	26	37
Pathanamthitta	0	6	21	27
Thiruvananthapuram	0	1	127	128
Thrissur	0	4	136	140
Wayanad	6	6	8	20
GrandTotal	71	79	792	942

TABLE3. Health Care Workers Coverage as on 08/08/2022 midnight

<i>DISTRICT</i>	<i>1st DOSE</i>	<i>2nd Dose</i>	<i>% fully vaccinated</i>	<i>Precaution dose</i>	<i>Precaution dose (%) *</i>
Alappuzha	29023	27256	94%	14996	55%
Ernakulam	85572	75879	89%	34193	45%
Idukki	13556	13024	96%	6673	51%
Kannur	40390	37568	93%	19780	53%
Kasaragod	11611	10826	93%	5195	48%
Kollam	36043	33842	94%	16607	49%
Kottayam	38708	36340	94%	18437	51%
Kozhikode	52736	47980	91%	19884	42%
Malappuram	44835	42025	94%	19695	47%
Palakkad	34677	32039	92%	16900	53%
Pathanamthitta	29338	25110	86%	13010	52%
Thiruvananthapuram	73434	66448	90%	29852	45%
Thrissur	51910	49225	95%	28877	59%
Wayanad	13980	13300	95%	6995	53%
Grand Total	555813	510862	92%	251094	49%

1st Dose coverage for HCW is 100%

*Proportion of beneficiaries who are eligible (completed 9 months after 2nd dose)

TABLE4. Frontline workers Coverage as on 08/08/2022 midnight

<i>DISTRICT</i>	<i>1st dose</i>	<i>2nd Dose</i>	<i>% fully vaccinated</i>	<i>Precaution dose</i>	<i>Precaution dose(%) *</i>
Alappuzha	39132	36776	94%	14811	40%
Ernakulam	54937	50381	92%	20132	40%
Idukki	22997	21364	93%	6408	30%
Kannur	41386	39988	97%	14186	36%
Kasaragod	24615	22504	91%	6821	30%
Kollam	42237	38881	92%	11940	31%
Kottayam	32142	30619	95%	12216	40%
Kozhikode	55275	52587	95%	10965	21%
Malappuram	53922	51315	95%	15593	30%
Palakkad	48097	45577	95%	18763	41%
Pathanamthitta	25252	22556	89%	8016	36%
Thiruvananthapuram	73013	67682	93%	26256	39%
Thrissur	41911	40759	97%	20730	51%
Wayanad	17021	16101	95%	4620	29%
Grand Total	571937	537090	94%	191457	36%

1st Dose coverage for FLW is 100%

*Proportion of beneficiaries who are eligible (completed 9 months after 2nd dose)

TABLE5.Age-Appropriate Group (45-59 Years) Coverage as on 08/08/2022 midnight

Table 5: Age appropriate group (45-59 years) coverage							
45-59 years Coverage as on		09/08/2022		at 12 AM			
District	Target	1st Dose Coverage	Percentage	2nd Dose Coverage	Percentage fully vaccinated	Precaution dose	%
Alappuzha	535436	439172	82%	417039	78%	27748	7%
Ernakulam	809349	784014	97%	704558	87%	33072	5%
Idukki	237564	247046	104%	219565	92%	8212	4%
Kannur	527295	516086	98%	481273	91%	18661	4%
Kasaragod	253027	252354	100%	224471	89%	5263	2%
Kollam	541201	560322	104%	503880	93%	23453	5%
Kottayam	478470	414326	87%	375789	79%	15095	4%
Kozhikode	658949	655571	99%	583279	89%	21004	4%
Malappuram	733338	723408	99%	631331	86%	19975	3%
Palakkad	614226	547411	89%	501480	82%	26745	5%
Pathanamthitta	264372	281955	107%	252183	95%	13956	6%
Thiruvananthapuram	735836	681984	93%	614967	84%	31362	5%
Thrissur	689418	664331	96%	627332	91%	56753	9%
Wayanad	170537	177167	104%	164407	96%	4932	3%
Grand Total	7249018	69,45,147	96%	63,01,554	87%	306231	5%

TABLE6.Age-Appropriate Group (≥60 Years) Coverage as on 08/08/2022midnight

Table 6: Age appropriate group (≥ 60 years) coverage							
≥ 60 years Coverage as on		09/08/2022		at 12 AM			
District	Target	1st Dose Coverage	Percentage	2nd Dose Coverage	Percentage fully vaccinated	Precaution dose	%
Alappuzha	424565	429227	101%	401575	95%	154346	39%
Ernakulam	673885	676654	100%	622215	92%	199452	32%
Idukki	193981	194632	100%	173444	89%	39063	23%
Kannur	438602	444616	101%	413261	94%	119515	29%
Kasaragod	182460	181749	100%	160556	88%	37185	23%
Kollam	497558	499702	100%	456089	92%	136977	30%
Kottayam	418008	419887	100%	385052	92%	122372	32%
Kozhikode	526896	529434	100%	480896	91%	115220	24%
Malappuram	477642	488297	102%	435621	91%	88173	21%
Palakkad	437708	439928	101%	402871	92%	126919	32%
Pathanamthitta	311297	312410	100%	281169	90%	118915	43%
Thiruvananthapuram	630465	633269	100%	572459	91%	186597	33%
Thrissur	581781	588442	101%	559321	96%	217213	39%
Wayanad	128009	128336	100%	114586	90%	30924	27%
Grand Total	5922857	59,66,583	101%	54,59,115	92%	16,92,871	31%

TABLE 6. Age-Appropriate Group (18-44 Years) Coverage as on 08/08/2022 midnight

18-44 years Coverage as on 09/08/2022 at 12 AM							
District	Target	First Dose					
		1st Dose Coverage	Percentage	2nd Dose Coverage	Percentage fully vaccinated	Precaution dose	%
Alappuzha	744178	670757	90%	637397	86%	22792	4%
Ernakulam	1470864	1513234	103%	1242977	85%	38801	3%
Idukki	437537	420050	96%	336746	77%	8047	3%
Kannur	947964	966761	102%	837665	88%	14958	2%
Kasaragod	556876	502476	90%	413545	74%	5066	1%
Kollam	1054752	934029	89%	800058	76%	19417	3%
Kottayam	665544	656596	99%	573153	86%	12927	2%
Kozhikode	1313678	1225041	93%	979437	75%	17047	2%
Malappuram	1777378	1834162	103%	1405706	79%	17254	1%
Palakkad	1088327	1087906	100%	924906	85%	22317	3%
Pathanamthitta	460819	443904	96%	360038	78%	11218	3%
Thiruvananthapuram	1309099	1250686	96%	1072346	82%	31673	3%
Thrissur	1274465	1099548	86%	1036107	81%	47073	5%
Wayanad	361152	354933	98%	303790	84%	4122	1%
Grand Total	13462633	1,29,60,083	96%	1,09,23,871	81%	272712	3%
*Among those who have taken first dose							

TABLE 7. Age-Appropriate Group (15-17 Years) Coverage as on 08/08/2022 midnight

15-17 years Coverage as on 09/08/2022 at 12 AM					
District	Target	1st Dose Coverage	Percentage	2nd Dose Coverage	Percentage fully vaccinated
Alappuzha	80832	80154	99%	67056	83%
Ernakulam	140530	120783	86%	94184	67%
Idukki	51339	39078	76%	31442	61%
Kannur	97722	102843	105%	77163	79%
Kasaragod	60496	52926	87%	36696	61%
Kollam	105234	100006	95%	75461	72%
Kottayam	85400	72099	84%	56473	66%
Kozhikode	143028	115656	81%	66732	47%
Malappuram	241212	194725	81%	97522	40%
Palakkad	132742	119680	90%	90044	68%
Pathanamthitta	48854	40811	84%	33151	68%
Thiruvananthapuram	145238	114481	79%	82299	57%
Thrissur	123540	126238	102%	101092	82%
Wayanad	29245	37137	127%	26377	90%
Grand Total	15,34,000	13,16,617	86%	9,35,692	61%

Table 8: Age appropriate group (12-14 years) Coverage as on 08/08/2022 midnight

12-14 years Coverage as on 09/08/2022 at 12 AM					
District	Target	1st Dose Coverage	Percentage	2nd Dose Coverage	Percentage fully vaccinated
Alappuzha	43284	51155	118%	38485	89%
Ernakulam	90244	76604	85%	49171	54%
Idukki	29672	24305	82%	15946	54%
Kannur	89079	59414	67%	37842	42%
Kasaragod	39968	32068	80%	18574	46%
Kollam	69984	58055	83%	36068	52%
Kottayam	55571	45908	83%	30789	55%
Kozhikode	103644	66833	64%	28827	28%
Malappuram	159652	118572	74%	36552	23%
Palakkad	75249	64063	85%	34939	46%
Pathanamthitta	33203	23586	71%	17200	52%
Thiruvananthapuram	93804	70316	75%	47854	51%
Thrissur	99789	75739	76%	56554	57%
Wayanad	27857	21131	76%	12586	45%
Grand Total	10,11,000	7,87,749	78%	4,61,387	46%

TABLE9.State Summary (18+) as on 08/08/2022 midnight

State Summary (18+) 09/08/2022 at 12 AM							
District	Target	First Dose	Percentage	Second Dose	Percentage*	Precaution Dose	Percentage
Alappuzha	1704179	1607311	94%	1520043	89%	234693	16%
Ernakulam	2954098	3114411	105%	2696010	91%	325650	13%
Idukki	869082	898281	103%	764143	88%	68403	9%
Kannur	1913861	2009239	105%	1809755	95%	187100	11%
Kasaragod	992363	972805	98%	831902	84%	59530	7%
Kollam	2093511	2072333	99%	1832750	88%	208394	12%
Kottayam	1562022	1561659	100%	1400953	90%	181047	13%
Kozhikode	2499523	2518057	101%	2144179	86%	184120	9%
Malappuram	2988358	3144624	105%	2565998	86%	160690	7%
Palakkad	2140261	2158019	101%	1906873	89%	211644	12%
Pathanamthitta	1036488	1092859	105%	941056	91%	165115	18%
Thiruvananthapuram	2675400	2712386	101%	2393902	89%	305740	13%
Thrissur	2545664	2446142	96%	2312744	91%	370646	17%
Wayanad	659698	691437	105%	612184	93%	51593	9%
Grand Total	2,66,34,508	2,69,99,563	101%	2,37,32,492	89%	2714365	12%

*Revised target population(> 18 years) as per MOHFW is 2.67 crores

*As per letter from Additional Secretary MOHFW- D O No 2317579/2021/Imm dated 15/09/2021

TABLE 10. Achievement for the day 08/08/2022 midnight

Daily achievement		08/08/2022		
District	First Dose	Second Dose	Precaution dose	Total Doses Administered
Alappuzha	29	118	2713	2860
Ernakulam	58	167	2443	2668
Idukki	28	117	545	690
Kannur	22	101	1212	1335
Kasaragod	129	245	485	859
Kollam	56	195	2816	3067
Kottayam	38	167	2484	2689
Kozhikode	119	351	3035	3505
Malappuram	167	662	2393	3222
Palakkad	240	298	1788	2326
Pathanamthitta	11	43	822	876
Thiruvananthapuram	65	240	3926	4231
Thrissur	43	197	3119	3359
Wayanad	11	47	252	310
Grand Total	1016	2948	28033	31997

** Vaccine stock details couldn't be downloaded from e-VIN portal as the portal is down.

TABLE11.COVID Vaccination related sites

support@cowin.gov.in https://www.cowin.gov.in/home https://dashboard.kerala.gov.in/ https://dhs.kerala.gov.in/https://aogyakeralam.gov.in/https://sha.kerala.gov.in/

TABLE10.COVID Vaccination related Helpline numbers

National/State/District	Line1	Line2	Line3
National Helpline	1075	+91 1123978046	0120 4473222
Disha	1056	04712552056	
StateCallCenter	04712309251	04712309252	04712309255
Thiruvananthapuram	9188610100	1077	
Kollam	04742797609	8589015556	
Pathanamthitta	04682222515	04682228220	
Alappuzha	04772239999		
Kottayam	04812565200	04812304800	04812581900
Idukki	18004255640	04862232220	04862233118
Ernakulam	9072303861		
Thrissur	9400066921	9400066922	9400066923
Palakkad	04912505264	04912505189	8943341439
Malappuram	04832733253	04832737858	04832733252
Kozhikode	7594001442		
Wayanad	04936202343	04936202375	9072510900
Kannur	04972700194		
Kasargod	9061076590	9061079244	9061078026