



www.health.kerala.gov.in

**COVID-19 OUTBREAK CONTROL AND PREVENTION STATE CELL
HEALTH&FAMILY WELFARE DEPARTMENT
Govt of Kerala**

controlroomdhskerala@gmail.com

www.dhs.kerala.gov.in

Kerala HEALTH-COVID-19 DAILY VACCINATION BULLETIN

Date: 01/08/2022

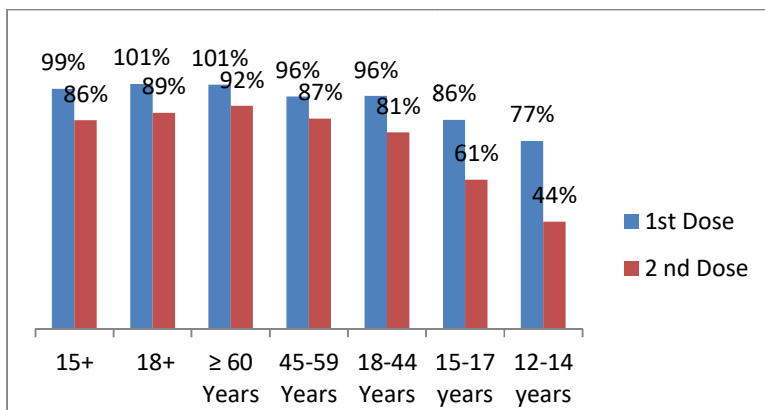
**OUR HEALTH OUR RESPONSIBILITY
VACCINE ADVISORY**

- *People who are vaccinated with Covid Vaccine are reported to have reduced Covid related ICU admissions, serious disease and death.*
- *Early vaccination is useful to safeguard our life from this deadly disease.*
- *Vaccination sessions are planned as per the availability of vaccine. All are requested to cooperate.*
- *After receiving the first dose, second dose of Covishield vaccine is to be taken between 12–16weeks and second dose of Covaxin between 4-6 weeks.*
- *Covid vaccination is currently available to all above 12years. Children in 12-14 age group will get Corbevax and Children in 15-18 age group will get Covaxin.*
- *All person above 18 years will get precaution dose after 9 months or 39 weeks from the second dose. Health Staffs, Frontline workers and people above 60 years will get precaution dose free of cost from government CVC and others will get precaution dose from private CVC at the rate fixed by the Government . The Same vaccine administered as first and second dose is to be taken as precaution dose. People above 60 years with co-morbidities should take medical advice before receiving precaution dose.*
- *Vaccination is available free of cost in all Government covid vaccination centers, and at a nominal rate (as per the Gol order F.No.2079203/2021/Immunization) in selected private Hospitals.*
- **ENSURE ALL YOUR ELIGIBLE FAMILY MEMBERS ARE PROTECTED BY RECEIVING ANY OF THE AVAILABLE COVID VACCINE.**
- **“COVAXIN, COVISHIELD AND CORBEVAX ARE EQUALLY EFFECTIVE AND SAFE”**
- **“BE FULLY PROTECTED – GET THE SECOND DOSE AND PRECAUTION DOSE AT YOUR SCHEDULED TIME”**

ANALYSIS

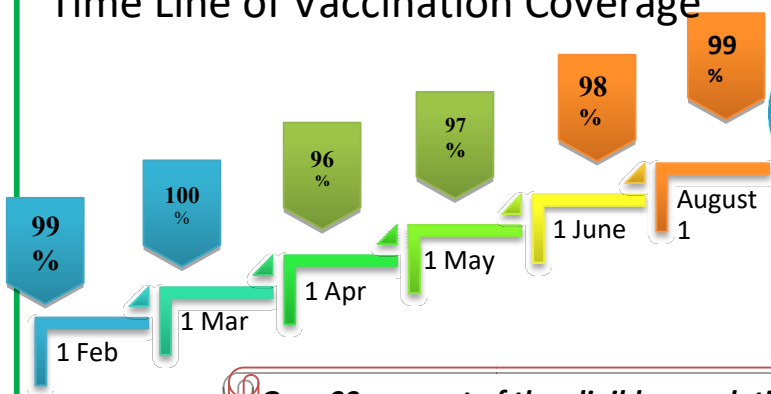
COVID-19 mass vaccinations are showing signs of preventing illness and steep decline in cases and hospital admissions in countries which done vaccination. Kerala started its vaccination for health care workers from January 16, 2021. The COVID-19 Vaccines Operational Guidelines issued by the Ministry of Health and Family Welfare, Govt. of India, 28th December 2020 and all subsequent Guidelines issued by Ministry of Health and Family Welfare, Govt of India are followed at the sites and all vaccination lanes

Summary of COVID Vaccine Administered as on 01/08/2022 midnight



- 99%** of eligible population vaccinated with a single dose till August 1
- 86%** of eligible population vaccinated with double dose till August 1
- State has vaccinated about **86%** of children aged 15 - 17 years with a single dose

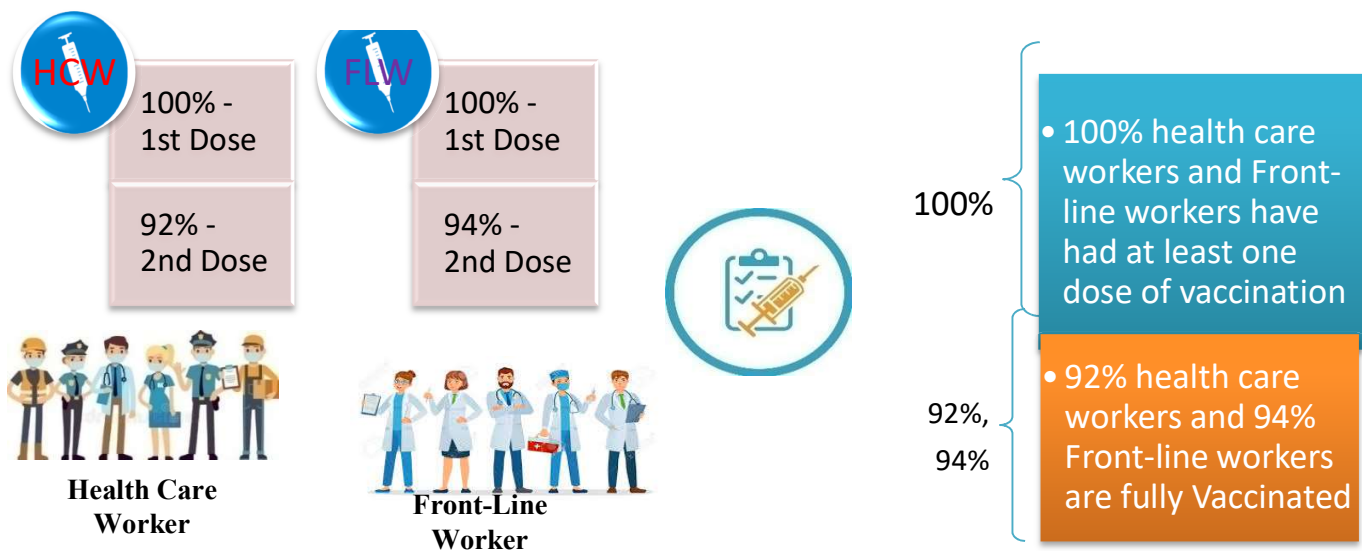
Time Line of Vaccination Coverage



Kerala began administration of COVID 19 Vaccines on 16th January, 2021. As of 1st August 2022, Kerala has administered over 55 million doses overall, including first and second doses of vaccines.


Over 99 per cent of the eligible population (15 + years) in Kerala has been administered the first dose of the Covid-19 vaccine. The state has achieved the target within 510 days since the beginning of the vaccination drive on January 16, 2021

Health Care Workers & Front-line Workers Vaccinated



Are You Vaccinated? You Still Need to Practice: SMS

- Even after vaccination, follow COVID appropriate behavior
- Practice Social Distancing and greet without physical contact
- Always wear clean face mask
- Wash your hands thoroughly and frequently or use hand sanitizer
- Follow the current COVID 19 guidelines to prevent further spread
- Stay Safe. Stay Strong. Get Vaccinated



Even After Getting Vaccinated Keep Taking Precautions to Protect Your Self



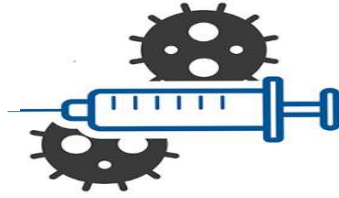
The Race Towards Full Vaccination - Weekly Trend

2nd – 8th July 2022

Kerala Administered over

0.99 Lakh

COVID Vaccine Doses during 2nd to 8th July, 2022



From 2nd to 8th July 2022 on average

0.14 lakh

doses were administered daily.

Average Doses Administered Per day per week (in 1000)



Trend in average per day vaccination (in 1000) for the last two weeks

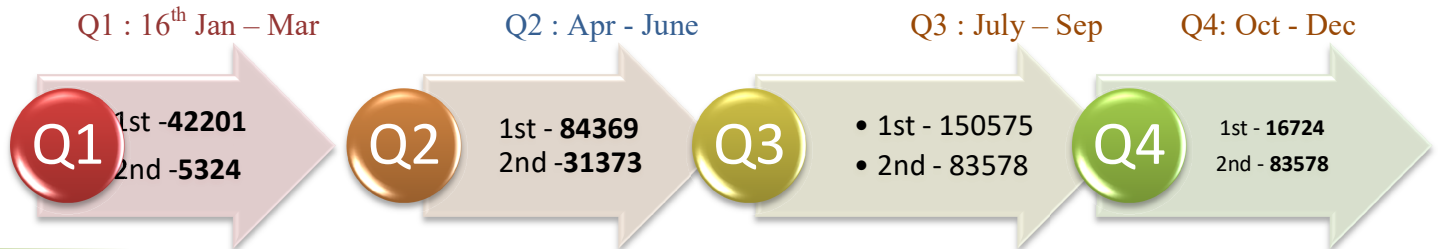


Race Against Time – Vaccination Quarterly Status

(Q1:16th Jan-Mar, Q2: Apr-June, Q3: July-Sep, Q4: Oct - Dec)

Daily Average Doses Administered per Quarter

In the first Quarter, only 42201 first doses and 5324 second doses were administered daily on average. During the second, third and fourth quarters, the daily vaccination of the first and second doses increased significantly.



Vaccination Achievement per Quarter

In the third quarter of the immunization drive, 52% of the eligible population (18 + age) in Kerala were given the first dose and 29% the second dose.

Dose Progression

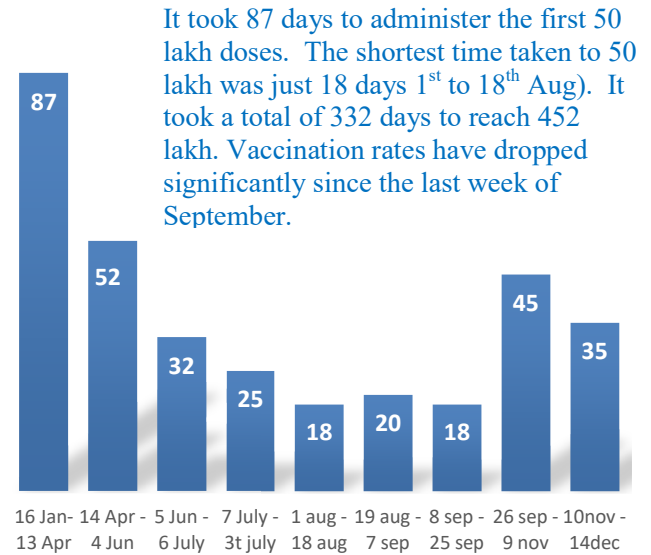
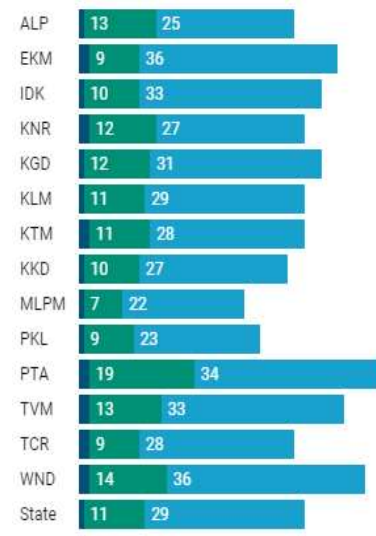
The chart shows the days taken for total COVID-19 Vaccination doses (both first and second) in Kerala to cross every 50 lakh dose mark

■ Q1 ■ Q2 ■ Q3

First Dose



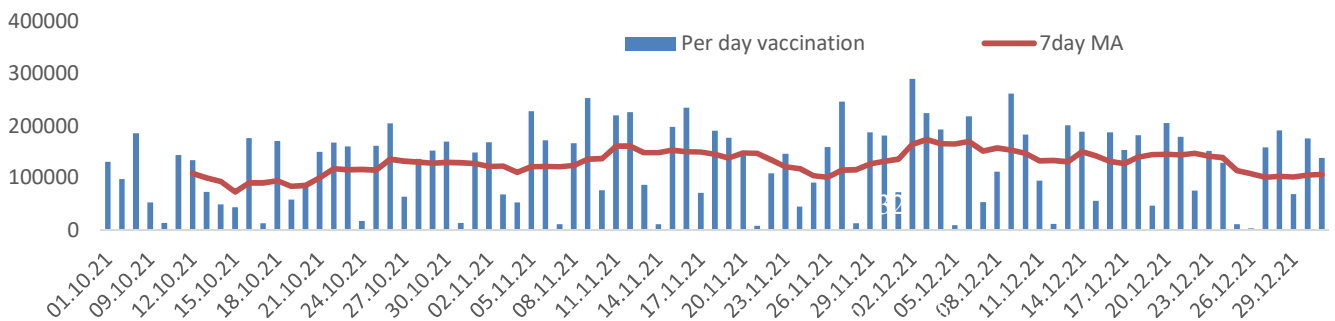
Second Dose



It took 87 days to administer the first 50 lakh doses. The shortest time taken to 50 lakh was just 18 days 1st to 18th Aug). It took a total of 332 days to reach 452 lakh. Vaccination rates have dropped significantly since the last week of September.

Vaccine Administered per Day and 7 days Moving Average in Last Quarter (Oct -Dec)

The seven-day moving average of daily doses in the last quarter showed a peak on December 2nd and continued to fluctuate thereafter



Important Message to the Public

- a. *Infection or infection rate is only a part and disease manifestation of disease is to be monitored*
- b. *Fatality among vaccinated people is very less. Disease severity among vaccinated people is less.*
- c. *People with comorbidity should be careful. Once detected covid positive they should get admitted and do not stay at home.*
- d. *Death in covid positive cases are among unvaccinated people, especially having comorbidities like Diabetes and Hypertension*
- e. *Late arrival to hospitals is one of the reason for Death among people with comorbidities*
- f. *Vaccinated people, only if symptomatic are advised to consult Doctor.*
- g. *Non Vaccinated people, if symptomatic, may do RTPCR test*
- h. *Antigen testing is only for emergency purpose*
- i. *Non vaccinated people with co-morbidities to do testing by RTPCR and consult doctor*
- j. *Repeat RTPCR is not needed among the people who are detected COVID positive in the previous 2 months*
- k. *All young person detected positive and at home isolation should do glucose test*

TABLE1.Total Vaccination done in the State as on 01/08/2022 midnight

State Summary (15+ years)-Total doses administered till 02/08/2022 at 12 AM								
District	Target	First Dose	Percent age	Second Dose	Percentage*	Precaution Dose	Percentage	Total doses administered
Alappuzha	1829568	1738257	95%	1624348	89%	222649	15%	35,85,254
Ernakulam	3217878	3311070	104%	2836675	89%	309311	12%	64,57,056
Idukki	950762	961421	101%	810765	85%	65242	9%	18,37,428
Kannur	2100307	2170370	103%	1922915	92%	177328	10%	42,70,613
Kasaragod	1092141	1056460	97%	885197	81%	57923	7%	19,99,580
Kollam	2268371	2229911	98%	1942890	86%	199598	11%	43,72,399
Kottayam	1704500	1679347	99%	1486834	87%	174604	13%	33,40,785
Kozhikode	2746273	2697620	98%	2237024	81%	176961	9%	51,11,605
Malappuram	3386535	3454736	102%	2692834	79%	150188	6%	62,97,758
Palakkad	2349082	2340038	100%	2029181	86%	198840	11%	45,68,059
Pathanamthitta	1118564	1157008	103%	990532	89%	159496	18%	23,07,036
Thiruvananthapuram	2914006	2896281	99%	2521409	87%	292533	13%	57,10,223
Thrissur	2767777	2646677	96%	2467262	89%	348663	16%	54,62,602
Wayanad	716933	748785	104%	649840	91%	50086	8%	14,48,711
Grand Total	29,162,697	2,90,87,981	99%	2,50,97,706	86%	25,83,422	11%	5,67,69,109

TABLE2.Covid-19 Vaccination Center Functional in the State as on 01/08/2022 midnight(02/08/2022 12AM)

DISTRICTS	12+	15+	18+	Total
Alappuzha	0	1	87	88
Ernakulam	2	3	31	36
Idukki	2	3	21	26
Kannur	6	3	14	23
Kasaragod	0	0	36	36
Kollam	4	6	30	40
Kottayam	0	19	25	44
Kozhikode	23	10	58	91
Malappuram	6	10	38	54
Palakkad	6	16	41	63
Pathanamthitta	0	2	14	16
Thiruvananthapuram	0	1	127	128
Thrissur	30	88	141	259
Wayanad	3	4	4	11
GrandTotal	82	166	667	915

TABLE3. Health Care Workers Coverage as on 01/08/2022 midnight

<i>DISTRICT</i>	<i>1st DOSE</i>	<i>2nd Dose</i>	<i>% fully vaccinated</i>	<i>Precaution dose</i>	<i>Precaution dose (%) *</i>
Alappuzha	29023	27250	94%	14878	55%
Ernakulam	85572	75871	89%	33956	45%
Idukki	13556	13024	96%	6636	51%
Kannur	40390	37564	93%	19639	53%
Kasaragod	11611	10825	93%	5171	48%
Kollam	36043	33841	94%	16489	49%
Kottayam	38708	36338	94%	18301	51%
Kozhikode	52736	47979	91%	19728	41%
Malappuram	44834	42022	94%	19494	47%
Palakkad	34677	32029	92%	16735	52%
Pathanamthitta	29338	25107	86%	12928	52%
Thiruvananthapuram	73434	66448	90%	29624	45%
Thrissur	51910	49223	95%	28650	58%
Wayanad	13980	13300	95%	6932	52%
Grand Total	555812	510821	92%	249161	49%

1st Dose coverage for HCW is 100%

*Proportion of beneficiaries who are eligible (completed 9 months after 2nd dose)

TABLE4. Frontline workers Coverage as on 01/08/2022 midnight

<i>DISTRICT</i>	<i>1st dose</i>	<i>2nd Dose</i>	<i>% fully vaccinated</i>	<i>Precaution dose</i>	<i>Precaution dose(%) *</i>
Alappuzha	39132	36774	94%	14663	40%
Ernakulam	54937	50377	92%	19889	40%
Idukki	22995	21358	93%	6321	30%
Kannur	41386	39985	97%	14038	35%
Kasaragod	24615	22503	91%	6766	30%
Kollam	42236	38876	92%	11759	30%
Kottayam	32141	30617	95%	12135	40%
Kozhikode	55275	52582	95%	10741	20%
Malappuram	53921	51313	95%	15383	30%
Palakkad	48097	45576	95%	18505	41%
Pathanamthitta	25252	22552	89%	7911	35%
Thiruvananthapuram	73012	67675	93%	25946	39%
Thrissur	41910	40757	97%	20518	50%
Wayanad	17021	16101	95%	4512	28%
Grand Total	571930	537046	94%	189087	35%

1st Dose coverage for FLW is 100%

*Proportion of beneficiaries who are eligible (completed 9 months after 2nd dose)

TABLE5.Age-Appropriate Group (45-59 Years) Coverage as on 01/08/2022 midnight

Table 5: Age appropriate group (45-59 years) coverage							
45-59 years Coverage as on 02/08/2022 at 12 AM							
District	Target	1st Dose Coverage	Percentage	2nd Dose Coverage	Percentage fully vaccinated	Precaution dose	%
Alappuzha	535436	439125	82%	416955	78%	22913	6%
Ernakulam	809349	783967	97%	704413	87%	27227	4%
Idukki	237564	247039	104%	219539	92%	7041	3%
Kannur	527295	516063	98%	481192	91%	14547	3%
Kasaragod	253027	252341	100%	224431	89%	4659	2%
Kollam	541201	560301	104%	503808	93%	19849	4%
Kottayam	478470	414306	87%	375711	79%	12536	3%
Kozhikode	658949	655515	99%	583162	88%	18172	3%
Malappuram	733338	723349	99%	631090	86%	15725	3%
Palakkad	614226	547386	89%	501333	82%	21567	4%
Pathanamthitta	264372	281935	107%	252146	95%	11446	5%
Thiruvananthapuram	735836	681942	93%	614852	84%	26263	4%
Thrissur	689418	664300	96%	627186	91%	47675	8%
Wayanad	170537	177163	104%	164396	96%	4382	3%
Grand Total	7249018	69,44,732	96%	63,00,214	87%	254002	4%

TABLE6.Age-Appropriate Group (≥60 Years) Coverage as on 01/08/2022midnight

Table 6: Age appropriate group (≥ 60 years) coverage							
≥ 60 years Coverage as on 02/08/2022 at 12 AM							
District	Target	1st Dose Coverage	Percentage	2nd Dose Coverage	Percentage fully vaccinated	Precaution dose	%
Alappuzha	424565	429215	101%	401512	95%	151913	38%
Ernakulam	673885	676617	100%	622108	92%	195990	32%
Idukki	193981	194629	100%	173424	89%	38534	23%
Kannur	438602	444602	101%	413204	94%	117704	29%
Kasaragod	182460	181747	100%	160537	88%	36969	23%
Kollam	497558	499693	100%	456044	92%	135414	30%
Kottayam	418008	419872	100%	385004	92%	120923	32%
Kozhikode	526896	529419	100%	480833	91%	113745	24%
Malappuram	477642	488280	102%	435531	91%	86232	20%
Palakkad	437708	439918	101%	402794	92%	124628	32%
Pathanamthitta	311297	312405	100%	281137	90%	118017	42%
Thiruvananthapuram	630465	633249	100%	572379	91%	184496	33%
Thrissur	581781	588426	101%	559241	96%	213346	39%
Wayanad	128009	128336	100%	114577	90%	30688	27%
Grand Total	5922857	59,66,408	101%	54,58,325	92%	16,68,599	31%

TABLE 6. Age-Appropriate Group (18-44 Years) Coverage as on 01/08/2022 midnight

18-44 years Coverage as on 02/08/2022 at 12 AM							
District	Target	First Dose					
		1st Dose Coverage	Percentage	2nd Dose Coverage	Percentage fully vaccinated	Precaution dose	%
Alappuzha	744178	670682	90%	637045	86%	18282	3%
Ernakulam	1470864	1512982	103%	1242001	84%	32249	3%
Idukki	437537	420008	96%	336568	77%	6710	2%
Kannur	947964	966617	102%	837086	88%	11400	1%
Kasaragod	556876	502399	90%	413304	74%	4358	1%
Kollam	1054752	933905	89%	799567	76%	16087	2%
Kottayam	665544	656501	99%	572745	86%	10709	2%
Kozhikode	1313678	1224838	93%	978608	74%	14575	2%
Malappuram	1777378	1833761	103%	1404033	79%	13354	1%
Palakkad	1088327	1087751	100%	924100	85%	17405	2%
Pathanamthitta	460819	443844	96%	359745	78%	9194	3%
Thiruvananthapuram	1309099	1250488	96%	1071614	82%	26204	3%
Thrissur	1274465	1099402	86%	1035281	81%	38474	4%
Wayanad	361152	354901	98%	303661	84%	3572	1%
Grand Total	13462633	1,29,58,079	96%	1,09,15,358	81%	222573	2%
*Among those who have taken first dose							

TABLE 7. Age-Appropriate Group (15-17 Years) Coverage as on 01/08/2022 midnight

15-17 years Coverage as on 02/08/2022 at 12 AM					
District	Target	1st Dose Coverage	Percentage	2nd Dose Coverage	Percentage fully vaccinated
Alappuzha	80832	80131	99%	66892	83%
Ernakulam	140530	120674	86%	93774	67%
Idukki	51339	39032	76%	31306	61%
Kannur	97722	102729	105%	76964	79%
Kasaragod	60496	52834	87%	36484	60%
Kollam	105234	99922	95%	75172	71%
Kottayam	85400	72052	84%	56219	66%
Kozhikode	143028	115216	81%	66072	46%
Malappuram	241212	193988	80%	96029	40%
Palakkad	132742	119386	90%	89297	67%
Pathanamthitta	48854	40777	83%	32971	67%
Thiruvananthapuram	145238	114336	79%	81771	56%
Thrissur	123540	126147	102%	100774	82%
Wayanad	29245	37067	127%	26079	89%
Grand Total	15,34,000	13,14,291	86%	9,29,804	61%

Table 8: Age appropriate group (12-14 years) Coverage as on 01/08/2022 midnight

12-14 years Coverage as on 02/08/2022 at 12 AM					
District	Target	1st Dose Coverage	Percentage	2nd Dose Coverage	Percentage fully vaccinated
Alappuzha	43284	50949	118%	37920	88%
Ernakulam	90244	76321	85%	48131	53%
Idukki	29672	24162	81%	15546	52%
Kannur	89079	58583	66%	36920	41%
Kasaragod	39968	30913	77%	17113	43%
Kollam	69984	57811	83%	35582	51%
Kottayam	55571	45767	82%	30200	54%
Kozhikode	103644	64621	62%	27788	27%
Malappuram	159652	116603	73%	32816	21%
Palakkad	75249	62823	83%	34052	45%
Pathanamthitta	33203	23457	71%	16874	51%
Thiruvananthapuram	93804	69820	74%	46670	50%
Thrissur	99789	74582	75%	54800	55%
Wayanad	27857	20317	73%	11726	42%
Grand Total	10,11,000	7,76,729	77%	4,46,138	44%

TABLE9.State Summary (18+) as on 01/08/2022 midnight

State Summary (18+) 02/08/2022 at 12 AM							
District	Target	First Dose	Percentage	Second Dose	Percentage*	Precaution Dose	Percentage
Alappuzha	1704179	1607177	94%	1519536	89%	222649	15%
Ernakulam	2954098	3114075	105%	2694770	91%	309311	12%
Idukki	869082	898227	103%	763913	88%	65242	9%
Kannur	1913861	2009058	105%	1809031	95%	177328	10%
Kasaragod	992363	972713	98%	831600	84%	57923	7%
Kollam	2093511	2072178	99%	1832136	88%	199598	11%
Kottayam	1562022	1561528	100%	1400415	90%	174604	13%
Kozhikode	2499523	2517783	101%	2143164	86%	176961	9%
Malappuram	2988358	3144145	105%	2563989	86%	150188	6%
Palakkad	2140261	2157829	101%	1905832	89%	198840	11%
Pathanamthitta	1036488	1092774	105%	940687	91%	159496	18%
Thiruvananthapuram	2675400	2712125	101%	2392968	89%	292533	13%
Thrissur	2545664	2445948	96%	2311688	91%	348663	16%
Wayanad	659698	691401	105%	612035	93%	50086	8%
Grand Total	2,66,34,508	2,69,96,961	101%	2,37,21,764	89%	2583422	11%

*Revised target population(> 18 years) as per MOHFW is 2.67 crores

*As per letter from Additional Secretary MOHFW- D O No 2317579/2021/Imm dated 15/09/2021

TABLE 10. Achievement for the day 01/08/2022 midnight

Daily achievement 01/08/2022				
District	First Dose	Second Dose	Precaution dose	Total Doses Administered
Alappuzha	31	143	2847	3021
Ernakulam	212	275	1545	2032
Idukki	16	82	515	613
Kannur	80	116	306	502
Kasaragod	151	191	212	554
Kollam	82	185	1296	1563
Kottayam	7	62	616	685
Kozhikode	1855	1124	3247	6226
Malappuram	770	1352	3346	5468
Palakkad	252	661	3411	4324
Pathanamthitta	9	37	791	837
Thiruvananthapuram	73	220	4018	4311
Thrissur	139	456	4545	5140
Wayanad	18	95	157	270
Grand Total	3695	4999	26852	35546

** Vaccine stock details couldn't be downloaded from e-VIN portal as the portal is down.

TABLE11.COVID Vaccination related sites

support@cowin.gov.in https://www.cowin.gov.in/home https://dashboard.kerala.gov.in/ https://dhs.kerala.gov.in/https://aogyakeralam.gov.in/https://sha.kerala.gov.in/

TABLE10.COVID Vaccination related Helpline numbers

National/State/District	Line1	Line2	Line3
National Helpline	1075	+91 1123978046	0120 4473222
Disha	1056	04712552056	
StateCallCenter	04712309251	04712309252	04712309255
Thiruvananthapuram	9188610100	1077	
Kollam	04742797609	8589015556	
Pathanamthitta	04682222515	04682228220	
Alappuzha	04772239999		
Kottayam	04812565200	04812304800	04812581900
Idukki	18004255640	04862232220	04862233118
Ernakulam	9072303861		
Thrissur	9400066921	9400066922	9400066923
Palakkad	04912505264	04912505189	8943341439
Malappuram	04832733253	04832737858	04832733252
Kozhikode	7594001442		
Wayanad	04936202343	04936202375	9072510900
Kannur	04972700194		
Kasargod	9061076590	9061079244	9061078026