



കേരള സർക്കാർ

[www.health.kerala.gov.in](http://www.health.kerala.gov.in)

**COVID-19 OUTBREAK CONTROL AND PREVENTION STATE CELL  
HEALTH&FAMILY WELFARE DEPARTMENT  
Govt of Kerala**

[controlroomdhskerala@gmail.com](mailto:controlroomdhskerala@gmail.com)

[www.dhs.kerala.gov.in](http://www.dhs.kerala.gov.in)

**Kerala HEALTH-COVID-19 DAILY VACCINATION BULLETIN**

**Date: 04/08/2022**

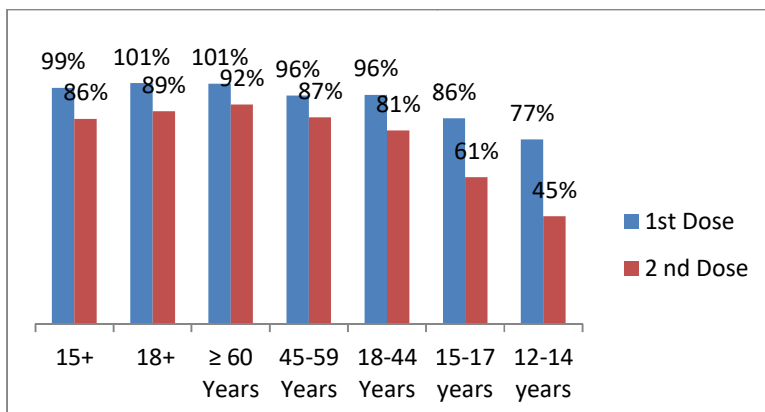
**OUR HEALTH OUR RESPONSIBILITY  
VACCINE ADVISORY**

- People who are vaccinated with Covid Vaccine are reported to have reduced Covid related ICU admissions, serious disease and death.
- Early vaccination is useful to safeguard our life from this deadly disease.
- Vaccination sessions are planned as per the availability of vaccine. All are requested to cooperate.
- After receiving the first dose, second dose of Covishield vaccine is to be taken between 12–16weeks and second dose of Covaxin between 4-6 weeks.
- Covid vaccination is currently available to all above 12years. Children in 12-14 age group will get Corbevax and Children in 15-18 age group will get Covaxin.
- All person above 18 years will get precaution dose after 9 months or 39 weeks from the second dose. Health Staffs, Frontline workers and people above 60 years will get precaution dose free of cost from government CVC and others will get precaution dose from private CVC at the rate fixed by the Government . The Same vaccine administered as first and second dose is to be taken as precaution dose. People above 60 years with co-morbidities should take medical advice before receiving precaution dose.
- Vaccination is available free of cost in all Government covid vaccination centers, and at a nominal rate (as per the Gol order F.No.2079203/2021/Immunization) in selected private Hospitals.
- **ENSURE ALL YOUR ELIGIBLE FAMILY MEMBERS ARE PROTECTED BY RECEIVING ANY OF THE AVAILABLE COVID VACCINE.**
- **“COVAXIN, COVISHIELD AND CORBEVAX ARE EQUALLY EFFECTIVE AND SAFE”**
- **“BE FULLY PROTECTED – GET THE SECOND DOSE AND PRECAUTION DOSE AT YOUR SCHEDULED TIME”**

### ANALYSIS

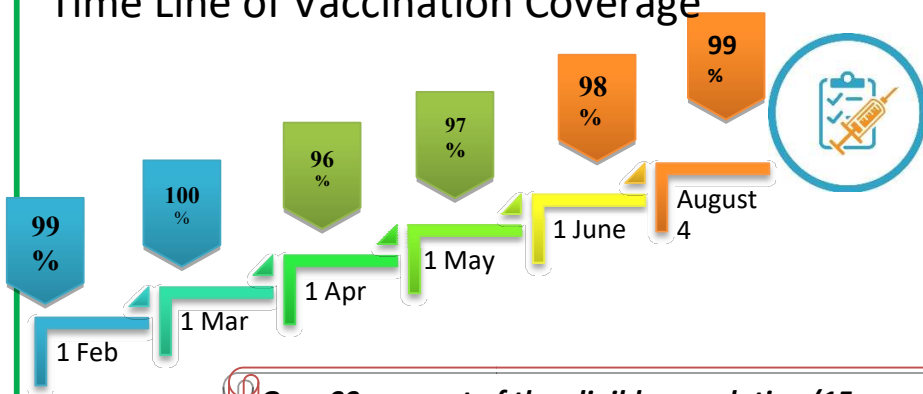
COVID-19 mass vaccinations are showing signs of preventing illness and steep decline in cases and hospital admissions in countries which done vaccination. Kerala started its vaccination for health care workers from January 16, 2021. The COVID-19 Vaccines Operational Guidelines issued by the Ministry of Health and Family Welfare, Govt. of India, 28th December 2020 and all subsequent Guidelines issued by Ministry of Health and Family Welfare, Govt of India are followed at the sites and all vaccination lanes

### Summary of COVID Vaccine Administered as on 04/08/2022 midnight



- 99%** of eligible population vaccinated with a single dose till August 4
- 86%** of eligible population vaccinated with double dose till August 4
- State has vaccinated about **86%** of children aged 15 - 17 years with a single dose

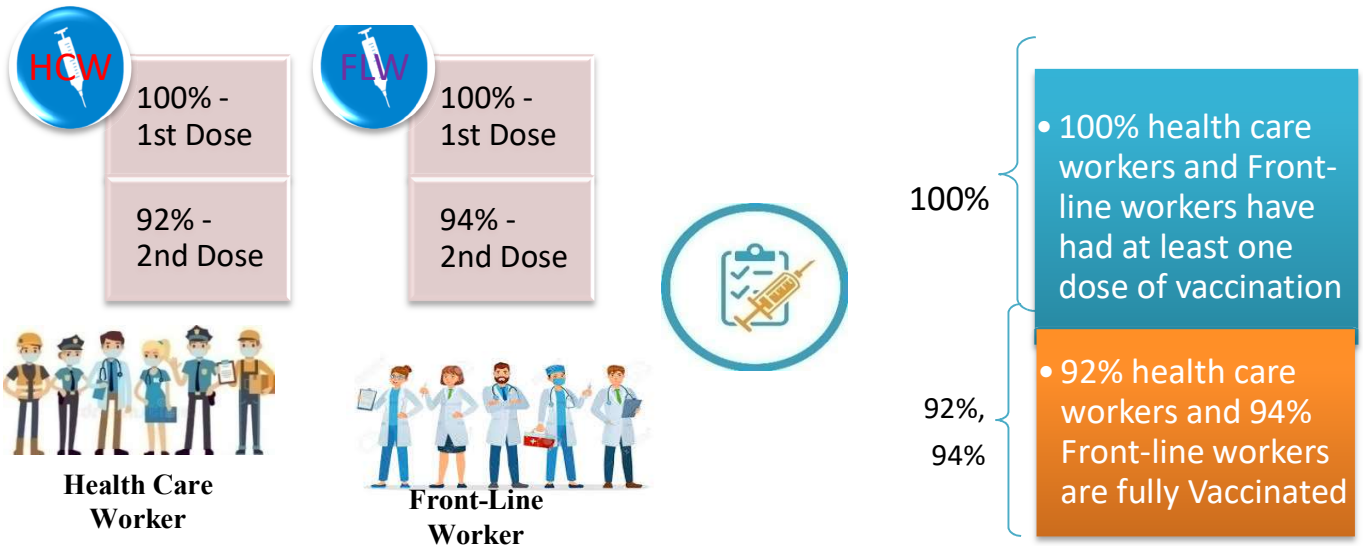
### Time Line of Vaccination Coverage



Kerala began administration of COVID 19 Vaccines on 16<sup>th</sup> January, 2021. As of 4th August 2022, Kerala has administered over 55 million doses overall, including first and second doses of vaccines.

**Over 99 per cent of the eligible population (15 + years) in Kerala has been administered the first dose of the Covid-19 vaccine. The state has achieved the target within 510 days since the beginning of the vaccination drive on January 16, 2021**

## Health Care Workers & Front-line Workers Vaccinated



### Are You Vaccinated? You Still Need to Practice: SMS

- Even after vaccination, follow COVID appropriate behavior
- Practice Social Distancing and greet without physical contact
- Always wear clean face mask
- Wash your hands thoroughly and frequently or use hand sanitizer
- Follow the current COVID 19 guidelines to prevent further spread
- Stay Safe. Stay Strong. Get Vaccinated



Even After Getting Vaccinated Keep Taking Precautions to Protect Your Self



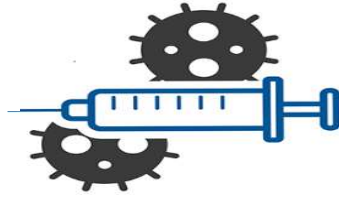
# The Race Towards Full Vaccination - Weekly Trend

## 2<sup>nd</sup> – 8<sup>th</sup> July 2022

Kerala Administered over

# 0.99 Lakh

COVID Vaccine Doses during 2<sup>nd</sup> to 8<sup>th</sup> July, 2022



From 2<sup>nd</sup> to 8<sup>th</sup> July 2022 on average

# 0.14 lakh

doses were administered daily.

Average Doses Administered Per day per week (in 1000)



Trend in average per day vaccination (in 1000) for the last two weeks



# Race Against Time – Vaccination Quarterly Status

(Q1:16<sup>th</sup> Jan-Mar, Q2: Apr-June, Q3: July-Sep, Q4: Oct - Dec)

## Daily Average Doses Administered per Quarter

In the first Quarter, only 42201 first doses and 5324 second doses were administered daily on average. During the second, third and fourth quarters, the daily vaccination of the first and second doses increased significantly.



## Vaccination Achievement per Quarter

In the third quarter of the immunization drive, 52% of the eligible population (18 + age) in Kerala were given the first dose and 29% the second dose.

■ Q1 ■ Q2 ■ Q3

### First Dose

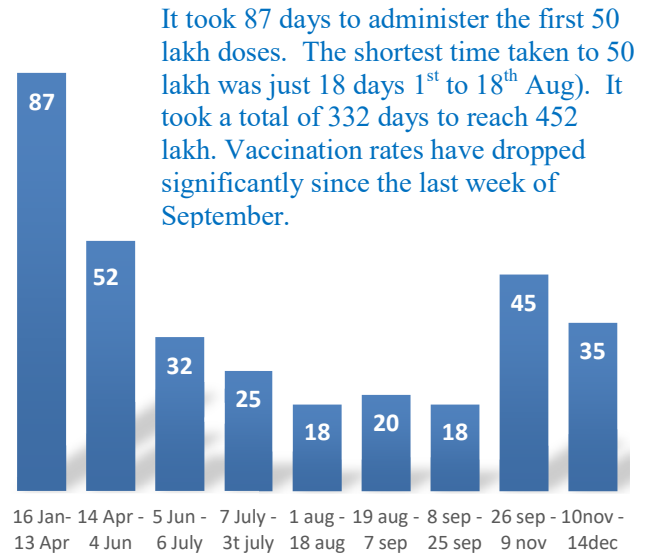


### Second Dose



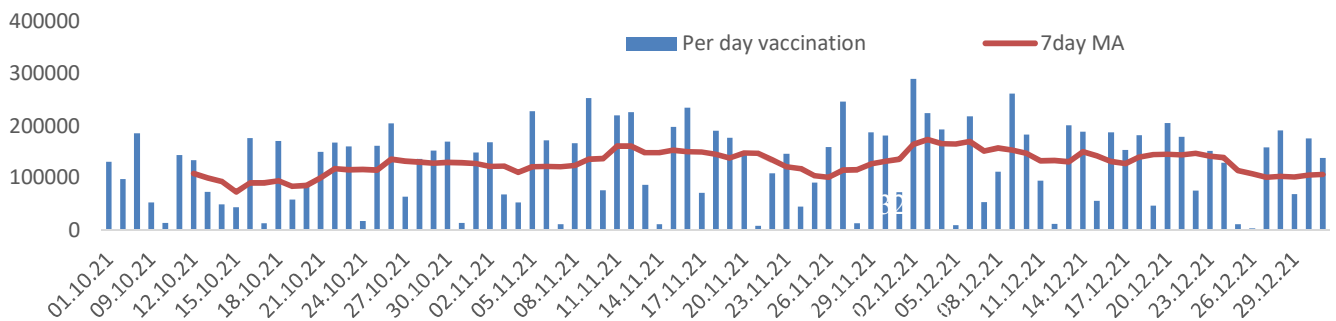
## Dose Progression

The chart shows the days taken for total COVID-19 Vaccination doses (both first and second) in Kerala to cross every 50 lakh dose mark



## Vaccine Administered per Day and 7 days Moving Average in Last Quarter (Oct -Dec)

The seven-day moving average of daily doses in the last quarter showed a peak on December 2<sup>nd</sup> and continued to fluctuate thereafter



## Important Message to the Public

- a. *Infection or infection rate is only a part and disease manifestation of disease is to be monitored*
- b. *Fatality among vaccinated people is very less. Disease severity among vaccinated people is less.*
- c. *People with comorbidity should be careful. Once detected covid positive they should get admitted and do not stay at home.*
- d. *Death in covid positive cases are among unvaccinated people, especially having comorbidities like Diabetes and Hypertension*
- e. *Late arrival to hospitals is one of the reason for Death among people with comorbidities*
- f. *Vaccinated people, only if symptomatic are advised to consult Doctor.*
- g. *Non Vaccinated people, if symptomatic, may do RTPCR test*
- h. *Antigen testing is only for emergency purpose*
- i. *Non vaccinated people with co-morbidities to do testing by RTPCR and consult doctor*
- j. *Repeat RTPCR is not needed among the people who are detected COVID positive in the previous 2 months*
- k. *All young person detected positive and at home isolation should do glucose test*

TABLE1.Total Vaccination done in the State as on 04/08/2022 midnight

State Summary (15+ years)-Total doses administered till 05/08/2022 at 12 AM								
District	Target	First Dose	Percent age	Second Dose	Percentage*	Precaution Dose	Percentage	Total doses administered
Alappuzha	1829568	1738297	95%	1624479	89%	225330	15%	35,88,106
Ernakulam	3217878	3311311	104%	2837558	89%	317950	12%	64,66,819
Idukki	950762	961533	101%	811022	85%	66349	9%	18,38,904
Kannur	2100307	2171195	103%	1924003	92%	181908	11%	42,77,106
Kasaragod	1092141	1057379	97%	886477	81%	58370	7%	20,02,226
Kollam	2268371	2230144	98%	1943594	86%	203481	12%	43,77,219
Kottayam	1704500	1679402	99%	1487026	87%	177462	13%	33,43,890
Kozhikode	2746273	2699256	98%	2238106	81%	178351	9%	51,15,713
Malappuram	3386535	3456840	102%	2697324	80%	153360	6%	63,07,524
Palakkad	2349082	2341124	100%	2030715	86%	205180	11%	45,77,019
Pathanamthitta	1118564	1157097	103%	990951	89%	163356	18%	23,11,404
Thiruvananthapuram	2914006	2896497	99%	2522295	87%	297862	13%	57,16,654
Thrissur	2767777	2646886	96%	2468072	89%	359357	16%	54,74,315
Wayanad	716933	749548	105%	650779	91%	50563	9%	14,50,890
<b>Grand Total</b>	<b>29,162,697</b>	<b>2,90,96,509</b>	<b>99%</b>	<b>2,51,12,401</b>	<b>86%</b>	<b>26,38,879</b>	<b>12%</b>	<b>5,68,47,789</b>

TABLE2.Covid-19 Vaccination Center Functional in the State as on 04/08/2022 midnight(05/08/2022 12AM)

DISTRICTS	12+	15+	18+	Total
Alappuzha	1	0	87	88
Ernakulam	1	14	69	84
Idukki	6	3	26	35
Kannur	11	5	43	59
Kasaragod	14	10	26	50
Kollam	4	19	18	41
Kottayam	0	19	27	46
Kozhikode	7	4	28	39
Malappuram	10	12	14	36
Palakkad	14	14	27	55
Pathanamthitta	1	35	37	73
Thiruvananthapuram	1	63	16	80
Thrissur	3	7	136	146
Wayanad	9	9	2	20
<b>GrandTotal</b>	<b>82</b>	<b>214</b>	<b>556</b>	<b>852</b>

TABLE3. Health Care Workers Coverage as on 04/08/2022 midnight

<i>DISTRICT</i>	<i>1st DOSE</i>	<i>2nd Dose</i>	<i>% fully vaccinated</i>	<i>Precaution dose</i>	<i>Precaution dose (%) *</i>
<b>Alappuzha</b>	29023	27251	94%	14914	55%
<b>Ernakulam</b>	85572	75877	89%	34077	45%
<b>Idukki</b>	13556	13024	96%	6653	51%
<b>Kannur</b>	40390	37565	93%	19709	53%
<b>Kasaragod</b>	11611	10826	93%	5176	48%
<b>Kollam</b>	36043	33841	94%	16544	49%
<b>Kottayam</b>	38708	36338	94%	18351	51%
<b>Kozhikode</b>	52736	47979	91%	19775	41%
<b>Malappuram</b>	44834	42023	94%	19556	47%
<b>Palakkad</b>	34677	32033	92%	16831	53%
<b>Pathanamthitta</b>	29338	25109	86%	12980	52%
<b>Thiruvananthapuram</b>	73434	66448	90%	29703	45%
<b>Thrissur</b>	51910	49224	95%	28761	59%
<b>Wayanad</b>	13980	13300	95%	6947	52%
<b>Grand Total</b>	<b>555812</b>	<b>510838</b>	<b>92%</b>	<b>249977</b>	<b>49%</b>

1st Dose coverage for HCW is 100%

\*Proportion of beneficiaries who are eligible ( completed 9 months after 2nd dose )

TABLE4. Frontline workers Coverage as on 04/08/2022 midnight

<i>DISTRICT</i>	<i>1st dose</i>	<i>2nd Dose</i>	<i>% fully vaccinated</i>	<i>Precaution dose</i>	<i>Precaution dose(%) *</i>
<b>Alappuzha</b>	39132	36775	94%	14694	40%
<b>Ernakulam</b>	54937	50379	92%	20029	40%
<b>Idukki</b>	22995	21358	93%	6354	30%
<b>Kannur</b>	41386	39987	97%	14102	35%
<b>Kasaragod</b>	24615	22503	91%	6790	30%
<b>Kollam</b>	42236	38878	92%	11839	31%
<b>Kottayam</b>	32142	30618	95%	12169	40%
<b>Kozhikode</b>	55275	52582	95%	10771	21%
<b>Malappuram</b>	53921	51313	95%	15461	30%
<b>Palakkad</b>	48097	45576	95%	18650	41%
<b>Pathanamthitta</b>	25252	22554	89%	7993	36%
<b>Thiruvananthapuram</b>	73013	67677	93%	26086	39%
<b>Thrissur</b>	41910	40758	97%	20634	51%
<b>Wayanad</b>	17021	16101	95%	4598	29%
<b>Grand Total</b>	<b>571932</b>	<b>537059</b>	<b>94%</b>	<b>190170</b>	<b>36%</b>

1st Dose coverage for FLW is 100%

\*Proportion of beneficiaries who are eligible ( completed 9 months after 2nd dose )



TABLE5.Age-Appropriate Group (45-59 Years) Coverage as on 04/08/2022 midnight

Table 5: Age appropriate group (45-59 years) coverage							
45-59 years Coverage as on				05/08/2022 at 12 AM			
District	Target	1st Dose Coverage	Percentage	2nd Dose Coverage	Percentage fully vaccinated	Precaution dose	%
Alappuzha	535436	439137	82%	416977	78%	23916	6%
Ernakulam	809349	783992	97%	704485	87%	30473	4%
Idukki	237564	247040	104%	219543	92%	7455	3%
Kannur	527295	516070	98%	481230	91%	16525	4%
Kasaragod	253027	252350	100%	224445	89%	4824	2%
Kollam	541201	560306	104%	503843	93%	21457	4%
Kottayam	478470	414312	87%	375747	79%	13661	4%
Kozhikode	658949	655528	99%	583197	89%	18712	3%
Malappuram	733338	723372	99%	631155	86%	17000	3%
Palakkad	614226	547405	89%	501416	82%	24036	5%
Pathanamthitta	264372	281948	107%	252174	95%	13185	5%
Thiruvananthapuram	735836	681959	93%	614895	84%	28228	5%
Thrissur	689418	664310	96%	627250	91%	52288	9%
Wayanad	170537	177166	104%	164398	96%	4526	3%
<b>Grand Total</b>	<b>7249018</b>	<b>69,44,895</b>	<b>96%</b>	<b>63,00,755</b>	<b>87%</b>	<b>276286</b>	<b>4%</b>

TABLE6.Age-Appropriate Group (≥60 Years) Coverage as on 04/08/2022midnight

Table 6: Age appropriate group (≥ 60 years) coverage							
≥ 60 years Coverage as on				05/08/2022 at 12 AM			
District	Target	1st Dose Coverage	Percentage	2nd Dose Coverage	Percentage fully vaccinated	Precaution dose	%
Alappuzha	424565	429217	101%	401528	95%	152552	39%
Ernakulam	673885	676631	100%	622160	92%	197888	32%
Idukki	193981	194629	100%	173428	89%	38752	23%
Kannur	438602	444606	101%	413231	94%	118536	29%
Kasaragod	182460	181749	100%	160547	88%	37055	23%
Kollam	497558	499698	100%	456070	92%	136112	30%
Kottayam	418008	419879	100%	385024	92%	121582	32%
Kozhikode	526896	529421	100%	480846	91%	114023	24%
Malappuram	477642	488287	102%	435561	91%	86853	20%
Palakkad	437708	439924	101%	402833	92%	125713	32%
Pathanamthitta	311297	312409	100%	281160	90%	118635	43%
Thiruvananthapuram	630465	633259	100%	572413	91%	185376	33%
Thrissur	581781	588433	101%	559276	96%	215187	39%
Wayanad	128009	128336	100%	114581	90%	30764	27%
<b>Grand Total</b>	<b>5922857</b>	<b>59,66,478</b>	<b>101%</b>	<b>54,58,658</b>	<b>92%</b>	<b>16,79,028</b>	<b>31%</b>

TABLE 6. Age-Appropriate Group (18-44 Years) Coverage as on 04/08/2022 midnight

18-44 years Coverage as on 05/08/2022 at 12 AM							
District	Target	First Dose					
		1st Dose Coverage	Percentage	2nd Dose Coverage	Percentage fully vaccinated	Precaution dose	%
Alappuzha	744178	670699	90%	637108	86%	19254	3%
Ernakulam	1470864	1513121	103%	1242498	84%	35483	3%
Idukki	437537	420027	96%	336637	77%	7135	2%
Kannur	947964	966699	102%	837380	88%	13036	2%
Kasaragod	556876	502421	90%	413385	74%	4525	1%
Kollam	1054752	933963	89%	799808	76%	17529	2%
Kottayam	665544	656542	99%	572876	86%	11699	2%
Kozhikode	1313678	1224898	93%	978844	75%	15070	2%
Malappuram	1777378	1833911	103%	1404566	79%	14490	1%
Palakkad	1088327	1087833	100%	924503	85%	19950	2%
Pathanamthitta	460819	443890	96%	359955	78%	10563	3%
Thiruvananthapuram	1309099	1250573	96%	1071959	82%	28469	3%
Thrissur	1274465	1099462	86%	1035651	81%	42487	4%
Wayanad	361152	354904	98%	303694	84%	3728	1%
<b>Grand Total</b>	<b>13462633</b>	<b>1,29,58,943</b>	<b>96%</b>	<b>1,09,18,864</b>	<b>81%</b>	<b>243418</b>	<b>2%</b>
<b>*Among those who have taken first dose</b>							

TABLE 7. Age-Appropriate Group (15-17 Years) Coverage as on 04/08/2022 midnight

15-17 years Coverage as on 05/08/2022 at 12 AM					
District	Target	1st Dose Coverage	Percentage	2nd Dose Coverage	Percentage fully vaccinated
Alappuzha	80832	80132	99%	66903	83%
Ernakulam	140530	120721	86%	93951	67%
Idukki	51339	39055	76%	31353	61%
Kannur	97722	102768	105%	77037	79%
Kasaragod	60496	52899	87%	36623	61%
Kollam	105234	99976	95%	75366	72%
Kottayam	85400	72052	84%	56223	66%
Kozhikode	143028	115322	81%	66305	46%
Malappuram	241212	194436	81%	96886	40%
Palakkad	132742	119586	90%	89804	68%
Pathanamthitta	48854	40803	84%	33125	68%
Thiruvananthapuram	145238	114427	79%	82188	57%
Thrissur	123540	126203	102%	100939	82%
Wayanad	29245	37126	127%	26306	90%
<b>Grand Total</b>	<b>15,34,000</b>	<b>13,15,506</b>	<b>86%</b>	<b>9,33,009</b>	<b>61%</b>

Table 8: Age appropriate group (12-14 years) Coverage as on 04/08/2022 midnight

12-14 years Coverage as on 05/08/2022 at 12 AM					
District	Target	1st Dose Coverage	Percentage	2nd Dose Coverage	Percentage fully vaccinated
Alappuzha	43284	50957	118%	37937	88%
Ernakulam	90244	76337	85%	48208	53%
Idukki	29672	24231	82%	15679	53%
Kannur	89079	59276	67%	37573	42%
Kasaragod	39968	31734	79%	18148	45%
Kollam	69984	57922	83%	35788	51%
Kottayam	55571	45767	82%	30200	54%
Kozhikode	103644	66076	64%	28353	27%
Malappuram	159652	118079	74%	35820	22%
Palakkad	75249	63602	85%	34550	46%
Pathanamthitta	33203	23457	71%	16874	51%
Thiruvananthapuram	93804	69832	74%	46715	50%
Thrissur	99789	74658	75%	54974	55%
Wayanad	27857	21015	75%	12399	45%
<b>Grand Total</b>	<b>10,11,000</b>	<b>7,82,943</b>	<b>77%</b>	<b>4,53,218</b>	<b>45%</b>

TABLE9.State Summary (18+) as on 04/08/2022 midnight

State Summary (18+) 05/08/2022 at 12 AM							
District	Target	First Dose	Percentage	Second Dose	Percentage*	Precaution Dose	Percentage
Alappuzha	1704179	1607208	94%	1519639	89%	225330	15%
Ernakulam	2954098	3114253	105%	2695399	91%	317950	12%
Idukki	869082	898247	103%	763990	88%	66349	9%
Kannur	1913861	2009151	105%	1809393	95%	181908	11%
Kasaragod	992363	972746	98%	831706	84%	58370	7%
Kollam	2093511	2072246	99%	1832440	88%	203481	12%
Kottayam	1562022	1561583	100%	1400603	90%	177462	13%
Kozhikode	2499523	2517858	101%	2143448	86%	178351	9%
Malappuram	2988358	3144325	105%	2564618	86%	153360	6%
Palakkad	2140261	2157936	101%	1906361	89%	205180	11%
Pathanamthitta	1036488	1092837	105%	940952	91%	163356	18%
Thiruvananthapuram	2675400	2712238	101%	2393392	89%	297862	13%
Thrissur	2545664	2446025	96%	2312159	91%	359357	16%
Wayanad	659698	691407	105%	612074	93%	50563	9%
<b>Grand Total</b>	<b>2,66,34,508</b>	<b>2,69,98,060</b>	<b>101%</b>	<b>2,37,26,174</b>	<b>89%</b>	<b>2638879</b>	<b>12%</b>

\*Revised target population(> 18 years) as per MOHFW is 2.67 crores

\*As per letter from Additional Secretary MOHFW- D O No 2317579/2021/Imm dated 15/09/2021

TABLE 10. Achievement for the day 04/08/2022 midnight

Daily achievement		04/08/2022		
District	First Dose	Second Dose	Precaution dose	Total Doses Administered
Alappuzha	22	70	1873	1965
Ernakulam	84	314	2658	3056
Idukki	90	180	666	936
Kannur	471	594	3277	4342
Kasaragod	395	515	249	1159
Kollam	142	369	776	1287
Kottayam	16	51	597	664
Kozhikode	294	336	633	1263
Malappuram	779	1578	931	3288
Palakkad	377	570	1794	2741
Pathanamthitta	35	255	1535	1825
Thiruvananthapuram	128	570	1189	1887
Thrissur	93	383	8025	8501
Wayanad	400	397	161	958
<b>Grand Total</b>	<b>3326</b>	<b>6182</b>	<b>24364</b>	<b>33872</b>

\*\* Vaccine stock details couldn't be downloaded from e-VIN portal as the portal is down.

TABLE11.COVID Vaccination related sites

<a href="mailto:support@cowin.gov.in">support@cowin.gov.in</a> <a href="https://www.cowin.gov.in/home">https://www.cowin.gov.in/home</a> <a href="https://dashboard.kerala.gov.in/">https://dashboard.kerala.gov.in/</a> <a href="https://dhs.kerala.gov.in/https://aogyakeralam.gov.in/https://sha.kerala.gov.in/">https://dhs.kerala.gov.in/https://aogyakeralam.gov.in/https://sha.kerala.gov.in/</a>
---

TABLE10.COVID Vaccination related Helpline numbers

National/State/District	Line1	Line2	Line3
National Helpline	1075	+91 1123978046	0120 4473222
Disha	1056	04712552056	
StateCallCenter	04712309251	04712309252	04712309255
Thiruvananthapuram	9188610100	1077	
Kollam	04742797609	8589015556	
Pathanamthitta	04682222515	04682228220	
Alappuzha	04772239999		
Kottayam	04812565200	04812304800	04812581900
Idukki	18004255640	04862232220	04862233118
Ernakulam	9072303861		
Thrissur	9400066921	9400066922	9400066923
Palakkad	04912505264	04912505189	8943341439
Malappuram	04832733253	04832737858	04832733252
Kozhikode	7594001442		
Wayanad	04936202343	04936202375	9072510900
Kannur	04972700194		
Kasargod	9061076590	9061079244	9061078026