



കേരള സർക്കാർ

www.health.kerala.gov.in

**COVID-19 OUTBREAK CONTROL AND PREVENTION STATE CELL
HEALTH&FAMILY WELFARE DEPARTMENT
Govt of Kerala**

controlroomdhskerala@gmail.com

www.dhs.kerala.gov.in

Kerala HEALTH-COVID-19 DAILY VACCINATION BULLETIN

Date: 05/08/2022

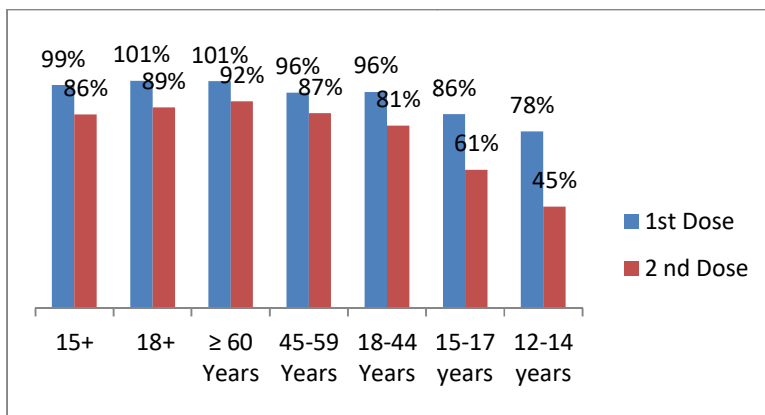
**OUR HEALTH OUR RESPONSIBILITY
VACCINE ADVISORY**

- *People who are vaccinated with Covid Vaccine are reported to have reduced Covid related ICU admissions, serious disease and death.*
- *Early vaccination is useful to safeguard our life from this deadly disease.*
- *Vaccination sessions are planned as per the availability of vaccine. All are requested to cooperate.*
- *After receiving the first dose, second dose of Covishield vaccine is to be taken between 12–16weeks and second dose of Covaxin between 4-6 weeks.*
- *Covid vaccination is currently available to all above 12years. Children in 12-14 age group will get Corbevax and Children in 15-18 age group will get Covaxin.*
- *All person above 18 years will get precaution dose after 9 months or 39 weeks from the second dose. Health Staffs, Frontline workers and people above 60 years will get precaution dose free of cost from government CVC and others will get precaution dose from private CVC at the rate fixed by the Government . The Same vaccine administered as first and second dose is to be taken as precaution dose. People above 60 years with co-morbidities should take medical advice before receiving precaution dose.*
- *Vaccination is available free of cost in all Government covid vaccination centers, and at a nominal rate (as per the Gol order F.No.2079203/2021/Immunization) in selected private Hospitals.*
- **ENSURE ALL YOUR ELIGIBLE FAMILY MEMBERS ARE PROTECTED BY RECEIVING ANY OF THE AVAILABLE COVID VACCINE.**
- **“COVAXIN, COVISHIELD AND CORBEVAX ARE EQUALLY EFFECTIVE AND SAFE”**
- **“BE FULLY PROTECTED – GET THE SECOND DOSE AND PRECAUTION DOSE AT YOUR SCHEDULED TIME”**

ANALYSIS

COVID-19 mass vaccinations are showing signs of preventing illness and steep decline in cases and hospital admissions in countries which done vaccination. Kerala started its vaccination for health care workers from January 16, 2021. The COVID-19 Vaccines Operational Guidelines issued by the Ministry of Health and Family Welfare, Govt. of India, 28th December 2020 and all subsequent Guidelines issued by Ministry of Health and Family Welfare, Govt of India are followed at the sites and all vaccination lanes

Summary of COVID Vaccine Administered as on 05/08/2022 midnight




99% of eligible population vaccinated with a single dose till August 5

86% of eligible population vaccinated with double dose till August 5

State has vaccinated about **86%** of children aged 15 - 17 years with a single dose

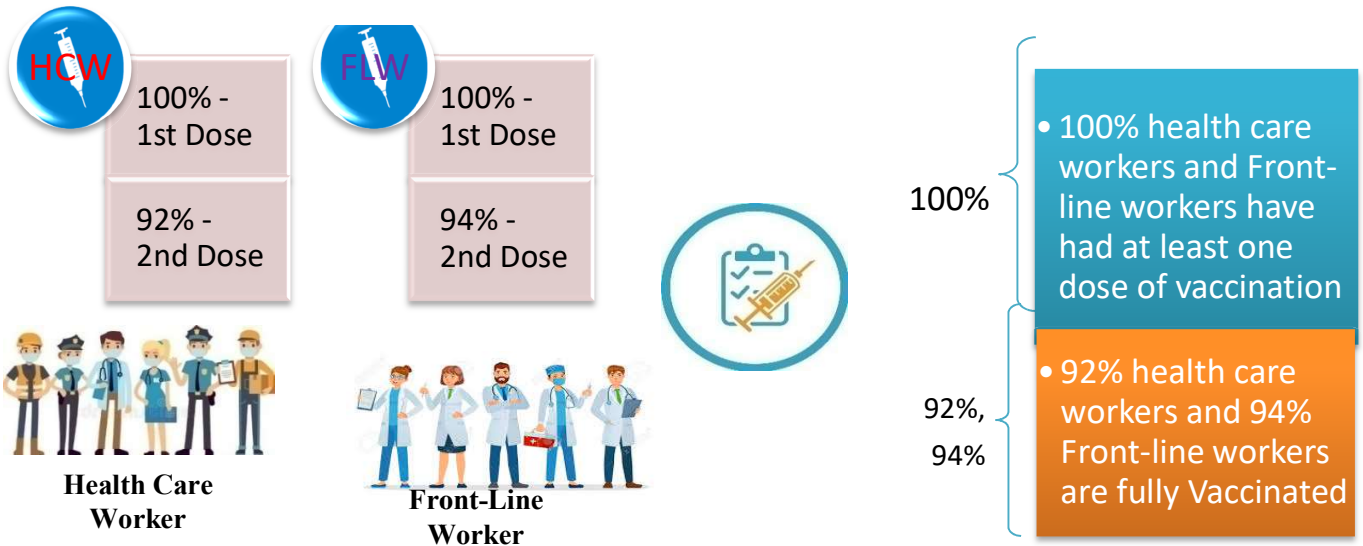
Time Line of Vaccination Coverage



Kerala began administration of COVID 19 Vaccines on 16th January, 2021. As of 5th August 2022, Kerala has administered over 55 million doses overall, including first and second doses of vaccines.

Over 99 per cent of the eligible population (15 + years) in Kerala has been administered the first dose of the Covid-19 vaccine. The state has achieved the target within 510 days since the beginning of the vaccination drive on January 16, 2021

Health Care Workers & Front-line Workers Vaccinated



Are You Vaccinated? You Still Need to Practice: SMS

- Even after vaccination, follow COVID appropriate behavior
- Practice Social Distancing and greet without physical contact
- Always wear clean face mask
- Wash your hands thoroughly and frequently or use hand sanitizer
- Follow the current COVID 19 guidelines to prevent further spread
- Stay Safe. Stay Strong. Get Vaccinated



Even After Getting Vaccinated Keep Taking Precautions to Protect Your Self



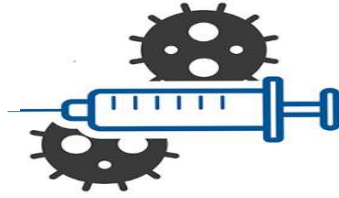
The Race Towards Full Vaccination - Weekly Trend

2nd – 8th July 2022

Kerala Administered over

0.99 Lakh

COVID Vaccine Doses during 2nd to 8th July, 2022



From 2nd to 8th July 2022 on average

0.14 lakh

doses were administered daily.

Average Doses Administered Per day per week (in 1000)



Trend in average per day vaccination (in 1000) for the last two weeks



Race Against Time – Vaccination Quarterly Status

(Q1:16th Jan-Mar, Q2: Apr-June, Q3: July-Sep, Q4: Oct - Dec)

Daily Average Doses Administered per Quarter

In the first Quarter, only 42201 first doses and 5324 second doses were administered daily on average. During the second, third and fourth quarters, the daily vaccination of the first and second doses increased significantly.



Vaccination Achievement per Quarter

In the third quarter of the immunization drive, 52% of the eligible population (18 + age) in Kerala were given the first dose and 29% the second dose.

Dose Progression

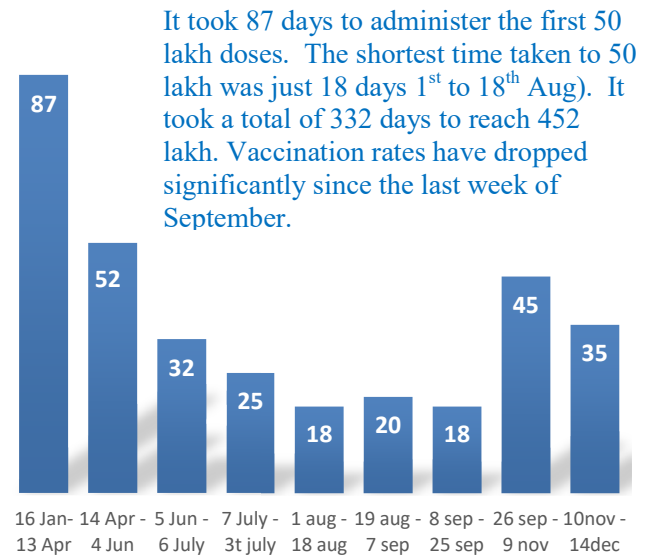
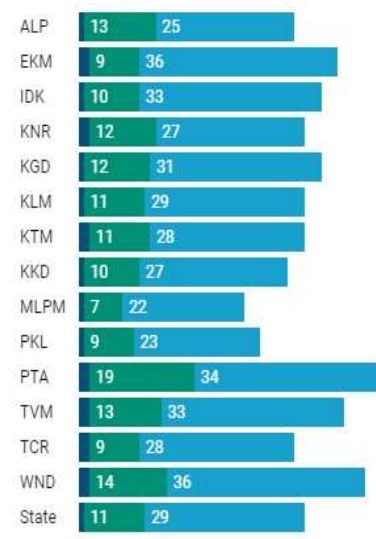
The chart shows the days taken for total COVID-19 Vaccination doses (both first and second) in Kerala to cross every 50 lakh dose mark

■ Q1 ■ Q2 ■ Q3

First Dose



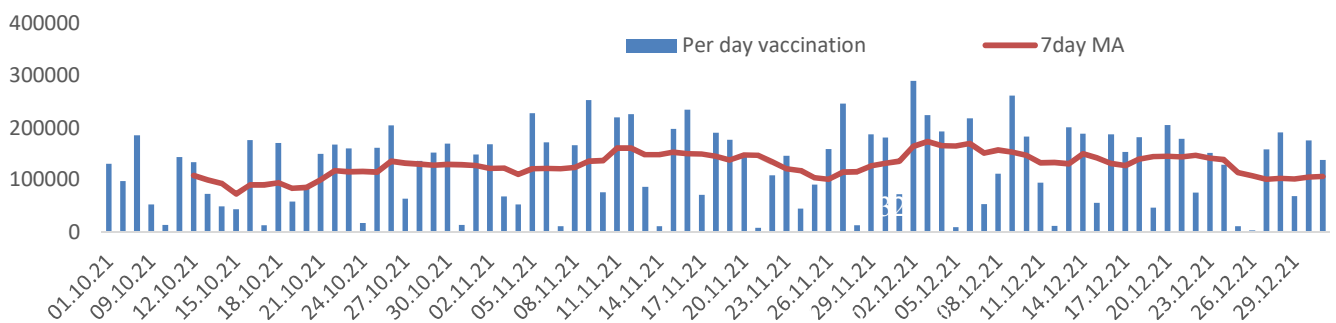
Second Dose



It took 87 days to administer the first 50 lakh doses. The shortest time taken to 50 lakh was just 18 days 1st to 18th Aug). It took a total of 332 days to reach 452 lakh. Vaccination rates have dropped significantly since the last week of September.

Vaccine Administered per Day and 7 days Moving Average in Last Quarter (Oct -Dec)

The seven-day moving average of daily doses in the last quarter showed a peak on December 2nd and continued to fluctuate thereafter



Important Message to the Public

- a. *Infection or infection rate is only a part and disease manifestation of disease is to be monitored*
- b. *Fatality among vaccinated people is very less. Disease severity among vaccinated people is less.*
- c. *People with comorbidity should be careful. Once detected covid positive they should get admitted and do not stay at home.*
- d. *Death in covid positive cases are among unvaccinated people, especially having comorbidities like Diabetes and Hypertension*
- e. *Late arrival to hospitals is one of the reason for Death among people with comorbidities*
- f. *Vaccinated people, only if symptomatic are advised to consult Doctor.*
- g. *Non Vaccinated people, if symptomatic, may do RTPCR test*
- h. *Antigen testing is only for emergency purpose*
- i. *Non vaccinated people with co-morbidities to do testing by RTPCR and consult doctor*
- j. *Repeat RTPCR is not needed among the people who are detected COVID positive in the previous 2 months*
- k. *All young person detected positive and at home isolation should do glucose test*

TABLE1.Total Vaccination done in the State as on 05/08/2022 midnight

State Summary (15+ years)-Total doses administered till 06/08/2022 at 12 AM								
District	Target	First Dose	Percent age	Second Dose	Percentage*	Precaution Dose	Percentage	Total doses administered
Alappuzha	1829568	1738350	95%	1624739	89%	228313	16%	35,91,402
Ernakulam	3217878	3311400	104%	2837986	89%	321374	12%	64,70,760
Idukki	950762	961587	101%	811224	85%	67390	9%	18,40,201
Kannur	2100307	2171241	103%	1924221	92%	184633	11%	42,80,095
Kasaragod	1092141	1057534	97%	886554	81%	58463	7%	20,02,551
Kollam	2268371	2230215	98%	1943789	86%	205279	12%	43,79,283
Kottayam	1704500	1679416	99%	1487094	87%	177990	13%	33,44,500
Kozhikode	2746273	2700089	98%	2238723	82%	179579	9%	51,18,391
Malappuram	3386535	3457197	102%	2698187	80%	155391	6%	63,10,775
Palakkad	2349082	2341300	100%	2031067	86%	207563	12%	45,79,930
Pathanamthitta	1118564	1157103	103%	990977	89%	163776	18%	23,11,856
Thiruvananthapuram	2914006	2896778	99%	2522625	87%	301190	13%	57,20,593
Thrissur	2767777	2646935	96%	2468348	89%	362025	16%	54,77,308
Wayanad	716933	749620	105%	650944	91%	50834	9%	14,51,398
Grand Total	29,162,697	2,90,98,765	99%	2,51,16,478	86%	26,63,800	12%	5,68,79,043

TABLE2.Covid-19 Vaccination Center Functional in the State as on 05/08/2022 midnight(06/08/2022 12AM)

DISTRICTS	12+	15+	18+	Total
Alappuzha	0	84	15	99
Ernakulam	0	17	81	98
Idukki	4	5	25	34
Kannur	5	8	46	59
Kasaragod	14	10	18	42
Kollam	8	10	23	41
Kottayam	0	19	27	46
Kozhikode	12	46	40	98
Malappuram	12	13	24	49
Palakkad	8	14	18	40
Pathanamthitta	0	2	11	13
Thiruvananthapuram	2	2	47	51
Thrissur	0	28	58	86
Wayanad	8	10	9	27
GrandTotal	73	268	442	783

TABLE3. Health Care Workers Coverage as on 05/08/2022 midnight

<i>DISTRICT</i>	<i>1st DOSE</i>	<i>2nd Dose</i>	<i>% fully vaccinated</i>	<i>Precaution dose</i>	<i>Precaution dose (%) *</i>
Alappuzha	29023	27251	94%	14935	55%
Ernakulam	85572	75877	89%	34129	45%
Idukki	13556	13024	96%	6665	51%
Kannur	40390	37567	93%	19749	52%
Kasaragod	11611	10826	93%	5176	48%
Kollam	36043	33841	94%	16553	49%
Kottayam	38708	36338	94%	18361	51%
Kozhikode	52736	47980	91%	19800	41%
Malappuram	44835	42023	94%	19596	47%
Palakkad	34677	32034	92%	16849	52%
Pathanamthitta	29338	25110	86%	12991	52%
Thiruvananthapuram	73434	66447	90%	29754	45%
Thrissur	51910	49223	95%	28784	58%
Wayanad	13980	13300	95%	6961	52%
Grand Total	555813	510841	92%	250303	49%

1st Dose coverage for HCW is 100%

*Proportion of beneficiaries who are eligible (completed 9 months after 2nd dose)

TABLE4. Frontline workers Coverage as on 05/08/2022 midnight

<i>DISTRICT</i>	<i>1st dose</i>	<i>2nd Dose</i>	<i>% fully vaccinated</i>	<i>Precaution dose</i>	<i>Precaution dose(%) *</i>
Alappuzha	39132	36775	94%	14735	40%
Ernakulam	54937	50380	92%	20088	40%
Idukki	22996	21359	93%	6366	30%
Kannur	41386	39987	97%	14143	35%
Kasaragod	24615	22504	91%	6795	30%
Kollam	42236	38881	92%	11884	31%
Kottayam	32142	30618	95%	12177	40%
Kozhikode	55275	52582	95%	10797	20%
Malappuram	53921	51313	95%	15505	30%
Palakkad	48097	45576	95%	18684	41%
Pathanamthitta	25252	22554	89%	8000	35%
Thiruvananthapuram	73013	67679	93%	26146	39%
Thrissur	41910	40759	97%	20662	51%
Wayanad	17021	16101	95%	4611	28%
Grand Total	571933	537068	94%	190593	35%

1st Dose coverage for FLW is 100%

*Proportion of beneficiaries who are eligible (completed 9 months after 2nd dose)

TABLE5.Age-Appropriate Group (45-59 Years) Coverage as on 05/08/2022 midnight

Table 5: Age appropriate group (45-59 years) coverage							
45-59 years Coverage as on		06/08/2022		at 12 AM			
District	Target	1st Dose Coverage	Percentage	2nd Dose Coverage	Percentage fully vaccinated	Precaution dose	%
Alappuzha	535436	439153	82%	416991	78%	25162	6%
Ernakulam	809349	784003	97%	704519	87%	31715	5%
Idukki	237564	247044	104%	219554	92%	7902	4%
Kannur	527295	516075	98%	481254	91%	17665	4%
Kasaragod	253027	252350	100%	224449	89%	4859	2%
Kollam	541201	560314	104%	503861	93%	22198	5%
Kottayam	478470	414314	87%	375749	79%	13865	4%
Kozhikode	658949	655538	99%	583216	89%	19170	3%
Malappuram	733338	723383	99%	631208	86%	17817	3%
Palakkad	614226	547406	89%	501437	82%	25032	5%
Pathanamthitta	264372	281952	107%	252179	95%	13353	5%
Thiruvananthapuram	735836	681975	93%	614930	84%	29546	5%
Thrissur	689418	664316	96%	627269	91%	53353	9%
Wayanad	170537	177166	104%	164399	96%	4625	3%
Grand Total	7249018	69,44,989	96%	63,01,015	87%	286262	5%

TABLE6.Age-Appropriate Group (≥60 Years) Coverage as on 05/08/2022midnight

Table 6: Age appropriate group (≥ 60 years) coverage							
≥ 60 years Coverage as on		06/08/2022		at 12 AM			
District	Target	1st Dose Coverage	Percentage	2nd Dose Coverage	Percentage fully vaccinated	Precaution dose	%
Alappuzha	424565	429221	101%	401548	95%	153057	38%
Ernakulam	673885	676640	100%	622186	92%	198640	32%
Idukki	193981	194629	100%	173435	89%	38903	23%
Kannur	438602	444611	101%	413251	94%	119056	29%
Kasaragod	182460	181749	100%	160549	88%	37066	23%
Kollam	497558	499699	100%	456077	92%	136438	30%
Kottayam	418008	419879	100%	385027	92%	121683	32%
Kozhikode	526896	529422	100%	480856	91%	114255	24%
Malappuram	477642	488291	102%	435578	91%	87230	20%
Palakkad	437708	439927	101%	402853	92%	126174	32%
Pathanamthitta	311297	312410	100%	281161	90%	118707	42%
Thiruvananthapuram	630465	633263	100%	572439	91%	185887	33%
Thrissur	581781	588433	101%	559284	96%	215615	39%
Wayanad	128009	128336	100%	114583	90%	30797	27%
Grand Total	5922857	59,66,510	101%	54,58,827	92%	16,83,508	31%

TABLE 6. Age-Appropriate Group (18-44 Years) Coverage as on 05/08/2022 midnight

18-44 years Coverage as on 06/08/2022 at 12 AM							
District	Target	First Dose					
		1st Dose Coverage	Percentage	2nd Dose Coverage	Percentage fully vaccinated	Precaution dose	%
Alappuzha	744178	670717	90%	637207	86%	20424	3%
Ernakulam	1470864	1513163	103%	1242739	84%	36802	3%
Idukki	437537	420036	96%	336680	77%	7554	2%
Kannur	947964	966719	102%	837494	88%	14020	2%
Kasaragod	556876	502431	90%	413405	74%	4567	1%
Kollam	1054752	933983	89%	799901	76%	18206	2%
Kottayam	665544	656549	99%	572917	86%	11904	2%
Kozhikode	1313678	1224939	93%	979027	75%	15557	2%
Malappuram	1777378	1833970	103%	1404920	79%	15243	1%
Palakkad	1088327	1087855	100%	924637	85%	20824	2%
Pathanamthitta	460819	443891	96%	359974	78%	10725	3%
Thiruvananthapuram	1309099	1250622	96%	1072116	82%	29857	3%
Thrissur	1274465	1099482	86%	1035761	81%	43611	5%
Wayanad	361152	354916	98%	303732	84%	3840	1%
Grand Total	13462633	1,29,59,273	96%	1,09,20,510	81%	253134	3%
*Among those who have taken first dose							

TABLE 7. Age-Appropriate Group (15-17 Years) Coverage as on 05/08/2022 midnight

15-17 years Coverage as on 06/08/2022 at 12 AM					
District	Target	1st Dose Coverage	Percentage	2nd Dose Coverage	Percentage fully vaccinated
Alappuzha	80832	80144	99%	67012	83%
Ernakulam	140530	120748	86%	94077	67%
Idukki	51339	39060	76%	31379	61%
Kannur	97722	102784	105%	77079	79%
Kasaragod	60496	52910	87%	36626	61%
Kollam	105234	99979	95%	75398	72%
Kottayam	85400	72054	84%	56230	66%
Kozhikode	143028	115591	81%	66617	47%
Malappuram	241212	194564	81%	97144	40%
Palakkad	132742	119614	90%	89911	68%
Pathanamthitta	48854	40803	84%	33125	68%
Thiruvananthapuram	145238	114430	79%	82194	57%
Thrissur	123540	126222	102%	101067	82%
Wayanad	29245	37134	127%	26331	90%
Grand Total	15,34,000	13,16,037	86%	9,34,190	61%

Table 8: Age appropriate group (12-14 years) Coverage as on 05/08/2022 midnight

12-14 years Coverage as on 06/08/2022 at 12 AM					
District	Target	1st Dose Coverage	Percentage	2nd Dose Coverage	Percentage fully vaccinated
Alappuzha	43284	50960	118%	37955	88%
Ernakulam	90244	76337	85%	48208	53%
Idukki	29672	24266	82%	15793	53%
Kannur	89079	59276	67%	37589	42%
Kasaragod	39968	31868	80%	18195	46%
Kollam	69984	57961	83%	35830	51%
Kottayam	55571	45770	82%	30215	54%
Kozhikode	103644	66588	64%	28445	27%
Malappuram	159652	118233	74%	36001	23%
Palakkad	75249	63724	85%	34619	46%
Pathanamthitta	33203	23457	71%	16874	51%
Thiruvananthapuram	93804	70041	75%	46820	50%
Thrissur	99789	74662	75%	54985	55%
Wayanad	27857	21067	76%	12498	45%
Grand Total	10,11,000	7,84,210	78%	4,54,027	45%

TABLE9.State Summary (18+) as on 05/08/2022 midnight

State Summary (18+) 06/08/2022 at 12 AM							
District	Target	First Dose	Percentage	Second Dose	Percentage*	Precaution Dose	Percentage
Alappuzha	1704179	1607246	94%	1519772	89%	228313	16%
Ernakulam	2954098	3114315	105%	2695701	91%	321374	12%
Idukki	869082	898261	103%	764052	88%	67390	9%
Kannur	1913861	2009181	105%	1809553	95%	184633	11%
Kasaragod	992363	972756	98%	831733	84%	58463	7%
Kollam	2093511	2072275	99%	1832561	88%	205279	12%
Kottayam	1562022	1561592	100%	1400649	90%	177990	13%
Kozhikode	2499523	2517910	101%	2143661	86%	179579	9%
Malappuram	2988358	3144400	105%	2565042	86%	155391	6%
Palakkad	2140261	2157962	101%	1906537	89%	207563	12%
Pathanamthitta	1036488	1092843	105%	940978	91%	163776	18%
Thiruvananthapuram	2675400	2712307	101%	2393611	89%	301190	13%
Thrissur	2545664	2446051	96%	2312296	91%	362025	16%
Wayanad	659698	691419	105%	612115	93%	50834	9%
Grand Total	2,66,34,508	2,69,98,518	101%	2,37,28,261	89%	2663800	12%

*Revised target population(> 18 years) as per MOHFW is 2.67 crores

*As per letter from Additional Secretary MOHFW- D O No 2317579/2021/Imm dated 15/09/2021

TABLE 10. Achievement for the day 05/08/2022 midnight

Daily achievement		05/08/2022		
District	First Dose	Second Dose	Precaution dose	Total Doses Administered
Alappuzha	53	260	2941	3254
Ernakulam	88	428	3422	3938
Idukki	54	202	1041	1297
Kannur	45	212	2709	2966
Kasaragod	155	76	93	324
Kollam	71	195	1797	2063
Kottayam	14	68	528	610
Kozhikode	811	617	1226	2654
Malappuram	342	838	2031	3211
Palakkad	173	346	2342	2861
Pathanamthitta	6	26	420	452
Thiruvananthapuram	280	331	3328	3939
Thrissur	49	275	2515	2839
Wayanad	72	165	271	508
Grand Total	2213	4039	24664	30916

** Vaccine stock details couldn't be downloaded from e-VIN portal as the portal is down.

TABLE11.COVID Vaccination related sites

support@cowin.gov.in https://www.cowin.gov.in/home https://dashboard.kerala.gov.in/ https://dhs.kerala.gov.in/https://aogyakeralam.gov.in/https://sha.kerala.gov.in/

TABLE10.COVID Vaccination related Helpline numbers

National/State/District	Line1	Line2	Line3
National Helpline	1075	+91 1123978046	0120 4473222
Disha	1056	04712552056	
StateCallCenter	04712309251	04712309252	04712309255
Thiruvananthapuram	9188610100	1077	
Kollam	04742797609	8589015556	
Pathanamthitta	04682222515	04682228220	
Alappuzha	04772239999		
Kottayam	04812565200	04812304800	04812581900
Idukki	18004255640	04862232220	04862233118
Ernakulam	9072303861		
Thrissur	9400066921	9400066922	9400066923
Palakkad	04912505264	04912505189	8943341439
Malappuram	04832733253	04832737858	04832733252
Kozhikode	7594001442		
Wayanad	04936202343	04936202375	9072510900
Kannur	04972700194		
Kasargod	9061076590	9061079244	9061078026