



കേരള സർക്കാർ

www.health.kerala.gov.in

**COVID-19 OUTBREAK CONTROL AND PREVENTION STATE CELL
HEALTH&FAMILY WELFARE DEPARTMENT
Govt of Kerala**

controlroomdhskerala@gmail.com

www.dhs.kerala.gov.in

Kerala HEALTH-COVID-19 DAILY VACCINATION BULLETIN

Date: 06/08/2022

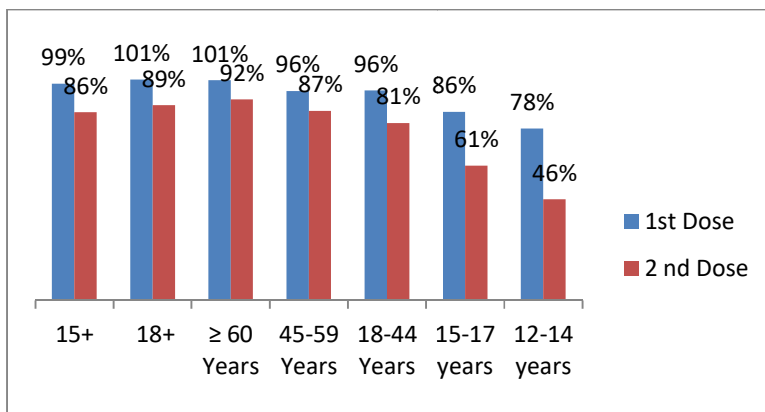
**OUR HEALTH OUR RESPONSIBILITY
VACCINE ADVISORY**

- *People who are vaccinated with Covid Vaccine are reported to have reduced Covid related ICU admissions, serious disease and death.*
- *Early vaccination is useful to safeguard our life from this deadly disease.*
- *Vaccination sessions are planned as per the availability of vaccine. All are requested to cooperate.*
- *After receiving the first dose, second dose of Covishield vaccine is to be taken between 12–16weeks and second dose of Covaxin between 4-6 weeks.*
- *Covid vaccination is currently available to all above 12years. Children in 12-14 age group will get Corbevax and Children in 15-18 age group will get Covaxin.*
- *All person above 18 years will get precaution dose after 9 months or 39 weeks from the second dose. Health Staffs, Frontline workers and people above 60 years will get precaution dose free of cost from government CVC and others will get precaution dose from private CVC at the rate fixed by the Government . The Same vaccine administered as first and second dose is to be taken as precaution dose. People above 60 years with co-morbidities should take medical advice before receiving precaution dose.*
- *Vaccination is available free of cost in all Government covid vaccination centers, and at a nominal rate (as per the Gol order F.No.2079203/2021/Immunization) in selected private Hospitals.*
- **ENSURE ALL YOUR ELIGIBLE FAMILY MEMBERS ARE PROTECTED BY RECEIVING ANY OF THE AVAILABLE COVID VACCINE.**
- **“COVAXIN, COVISHIELD AND CORBEVAX ARE EQUALLY EFFECTIVE AND SAFE”**
- **“BE FULLY PROTECTED – GET THE SECOND DOSE AND PRECAUTION DOSE AT YOUR SCHEDULED TIME”**

ANALYSIS


COVID-19 mass vaccinations are showing signs of preventing illness and steep decline in cases and hospital admissions in countries which done vaccination. Kerala started its vaccination for health care workers from January 16, 2021. The COVID-19 Vaccines Operational Guidelines issued by the Ministry of Health and Family Welfare, Govt. of India, 28th December 2020 and all subsequent Guidelines issued by Ministry of Health and Family Welfare, Govt of India are followed at the sites and all vaccination lanes

Summary of COVID Vaccine Administered as on 06/08/2022 midnight



- 99%** of eligible population vaccinated with a single dose till August 6
- 86%** of eligible population vaccinated with double dose till August 6
- State has vaccinated about **86%** of children aged 15 - 17 years with a single dose

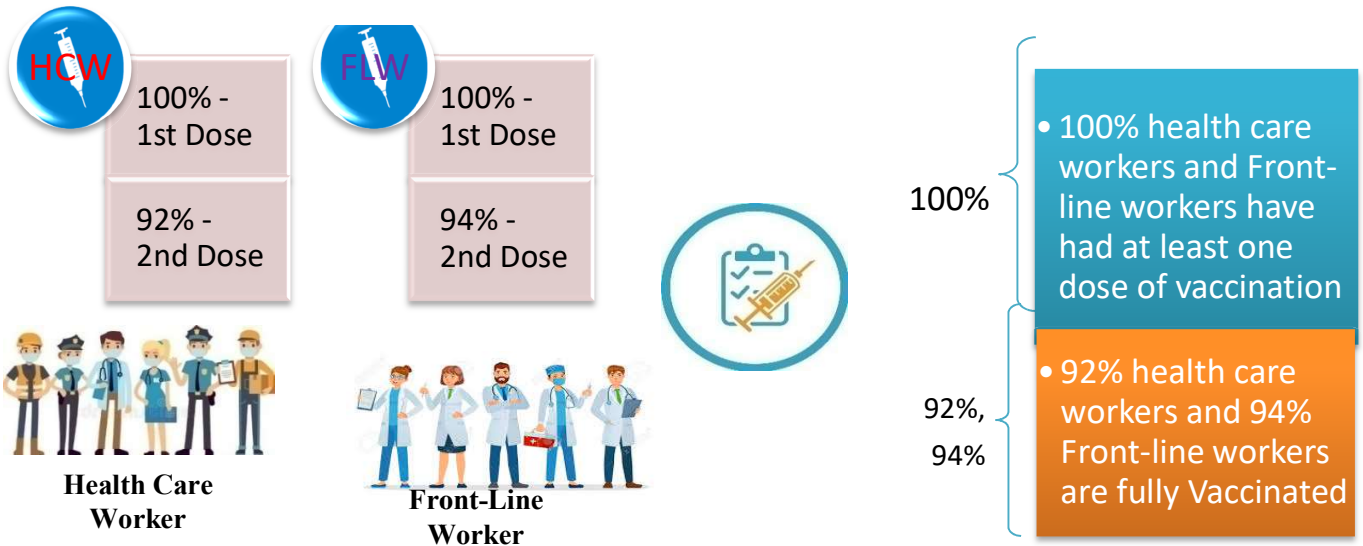
Time Line of Vaccination Coverage



Kerala began administration of COVID 19 Vaccines on 16th January, 2021. As of 6th August 2022, Kerala has administered over 55 million doses overall, including first and second doses of vaccines.

Over 99 per cent of the eligible population (15 + years) in Kerala has been administered the first dose of the Covid-19 vaccine. The state has achieved the target within 510 days since the beginning of the vaccination drive on January 16, 2021

Health Care Workers & Front-line Workers Vaccinated



Are You Vaccinated? You Still Need to Practice: SMS

- Even after vaccination, follow COVID appropriate behavior
- Practice Social Distancing and greet without physical contact
- Always wear clean face mask
- Wash your hands thoroughly and frequently or use hand sanitizer
- Follow the current COVID 19 guidelines to prevent further spread
- Stay Safe. Stay Strong. Get Vaccinated



Even After Getting Vaccinated Keep Taking Precautions to Protect Your Self



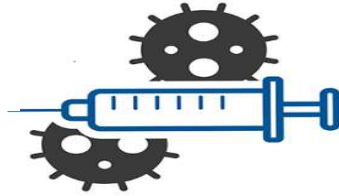
The Race Towards Full Vaccination - Weekly Trend

30th July – 5th Aug, 2022

Kerala Administered over

1.87 Lakh

COVID Vaccine Doses during 30th July to 5th Aug, 2022



From 30th July to 5th Aug, 2022 on average

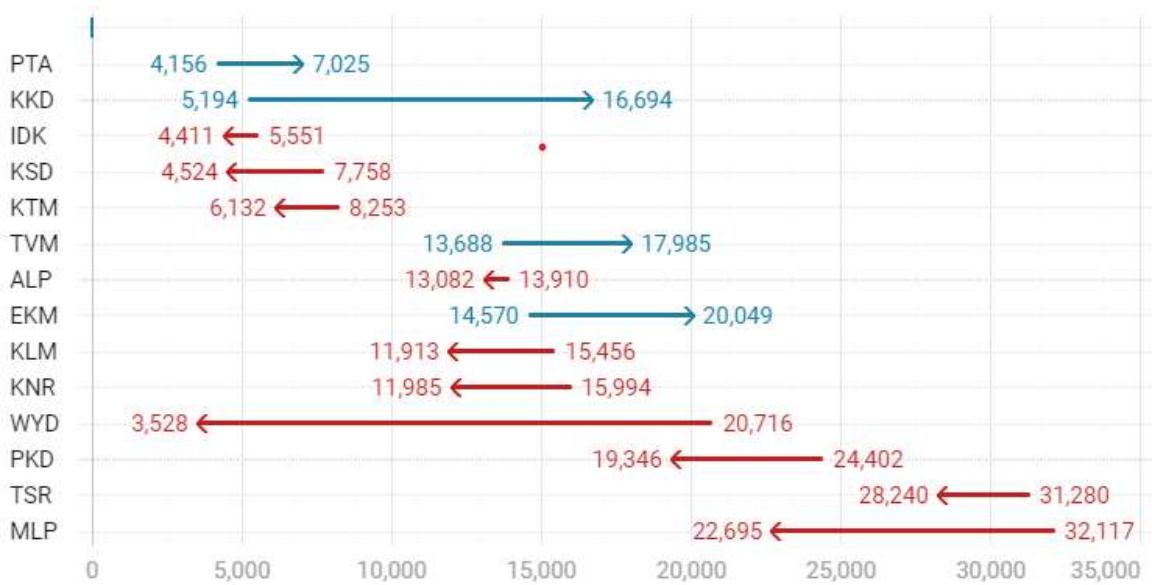
0.27 lakh

doses were administered daily.

Average Doses Administered Per day per week (in 1000)



Trend in average per day vaccination (in 1000) for the last two weeks



Race Against Time – Vaccination Quarterly Status

(Q1:16th Jan-Mar, Q2: Apr-June, Q3: July-Sep, Q4: Oct - Dec)

Daily Average Doses Administered per Quarter

In the first Quarter, only 42201 first doses and 5324 second doses were administered daily on average. During the second, third and fourth quarters, the daily vaccination of the first and second doses increased significantly.



Vaccination Achievement per Quarter

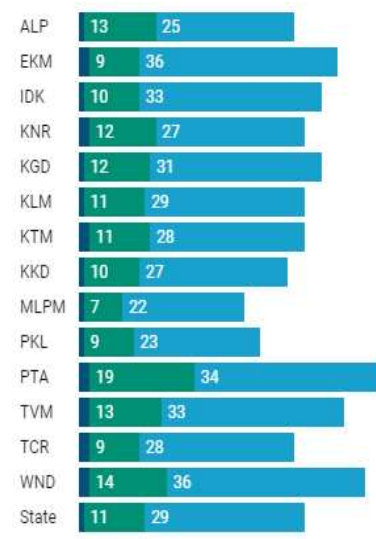
In the third quarter of the immunization drive, 52% of the eligible population (18 + age) in Kerala were given the first dose and 29% the second dose.

■ Q1 ■ Q2 ■ Q3

First Dose

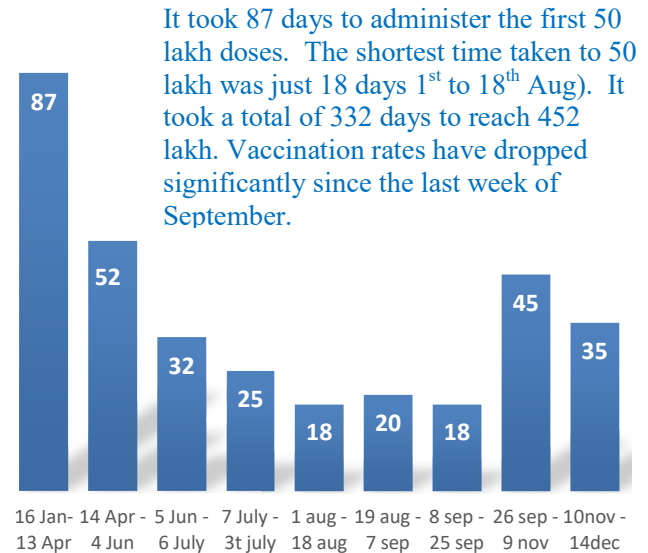


Second Dose



Dose Progression

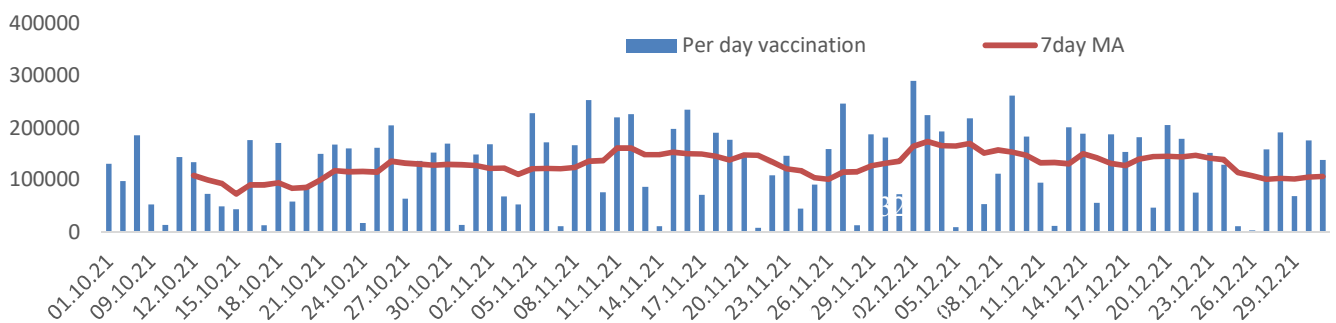
The chart shows the days taken for total COVID-19 Vaccination doses (both first and second) in Kerala to cross every 50 lakh dose mark



It took 87 days to administer the first 50 lakh doses. The shortest time taken to 50 lakh was just 18 days 1st to 18th Aug). It took a total of 332 days to reach 452 lakh. Vaccination rates have dropped significantly since the last week of September.

Vaccine Administered per Day and 7 days Moving Average in Last Quarter (Oct -Dec)

The seven-day moving average of daily doses in the last quarter showed a peak on December 2nd and continued to fluctuate thereafter



Important Message to the Public

- a. *Infection or infection rate is only a part and disease manifestation of disease is to be monitored*
- b. *Fatality among vaccinated people is very less. Disease severity among vaccinated people is less.*
- c. *People with comorbidity should be careful. Once detected covid positive they should get admitted and do not stay at home.*
- d. *Death in covid positive cases are among unvaccinated people, especially having comorbidities like Diabetes and Hypertension*
- e. *Late arrival to hospitals is one of the reason for Death among people with comorbidities*
- f. *Vaccinated people, only if symptomatic are advised to consult Doctor.*
- g. *Non Vaccinated people, if symptomatic, may do RTPCR test*
- h. *Antigen testing is only for emergency purpose*
- i. *Non vaccinated people with co-morbidities to do testing by RTPCR and consult doctor*
- j. *Repeat RTPCR is not needed among the people who are detected COVID positive in the previous 2 months*
- k. *All young person detected positive and at home isolation should do glucose test*

TABLE1.Total Vaccination done in the State as on 06/08/2022 midnight

State Summary (15+ years)-Total doses administered till 07/08/2022 at 12 AM								
District	Target	First Dose	Percent age	Second Dose	Percentage*	Precaution Dose	Percentage	Total doses administered
Alappuzha	1829568	1738587	95%	1625447	89%	231973	16%	35,96,007
Ernakulam	3217878	3311735	104%	2839187	89%	323111	13%	64,74,033
Idukki	950762	961636	101%	811415	85%	67854	9%	18,40,905
Kannur	2100307	2171474	103%	1924655	92%	185885	11%	42,82,014
Kasaragod	1092141	1057669	97%	886926	81%	59044	7%	20,03,639
Kollam	2268371	2230331	98%	1944077	86%	205559	12%	43,79,967
Kottayam	1704500	1679627	99%	1488045	87%	178533	13%	33,46,205
Kozhikode	2746273	2700425	98%	2239380	82%	181084	9%	51,20,889
Malappuram	3386535	3457754	102%	2699409	80%	158296	7%	63,15,459
Palakkad	2349082	2341511	100%	2031540	87%	209702	12%	45,82,753
Pathanamthitta	1118564	1157244	103%	991356	89%	164287	18%	23,12,887
Thiruvananthapuram	2914006	2897118	99%	2523810	87%	301760	13%	57,22,688
Thrissur	2767777	2648068	96%	2470176	89%	367439	17%	54,85,683
Wayanad	716933	749694	105%	651100	91%	51341	9%	14,52,135
Grand Total	29,162,697	2,91,02,873	99%	2,51,26,523	86%	26,85,868	12%	5,69,15,264

TABLE2.Covid-19 Vaccination Center Functional in the State as on 06/08/2022 midnight(07/08/2022 12AM)

DISTRICTS	12+	15+	18+	Total
Alappuzha	84	0	90	174
Ernakulam	73	9	43	125
Idukki	9	3	13	25
Kannur	13	8	19	40
Kasaragod	44	10	48	102
Kollam	20	7	10	37
Kottayam	81	81	6	168
Kozhikode	23	13	39	75
Malappuram	21	20	40	81
Palakkad	18	12	23	53
Pathanamthitta	38	8	12	58
Thiruvananthapuram	121	0	11	132
Thrissur	105	1	127	233
Wayanad	6	7	8	21
GrandTotal	656	179	489	1324

TABLE3. Health Care Workers Coverage as on 06/08/2022 midnight

<i>DISTRICT</i>	<i>1st DOSE</i>	<i>2nd Dose</i>	<i>% fully vaccinated</i>	<i>Precaution dose</i>	<i>Precaution dose (%) *</i>
Alappuzha	29023	27255	94%	14972	55%
Ernakulam	85572	75878	89%	34158	45%
Idukki	13556	13024	96%	6669	51%
Kannur	40390	37567	93%	19769	53%
Kasaragod	11611	10826	93%	5185	48%
Kollam	36043	33842	94%	16555	49%
Kottayam	38708	36338	94%	18363	51%
Kozhikode	52736	47980	91%	19838	41%
Malappuram	44835	42025	94%	19654	47%
Palakkad	34677	32038	92%	16874	53%
Pathanamthitta	29338	25110	86%	12999	52%
Thiruvananthapuram	73434	66447	90%	29775	45%
Thrissur	51910	49223	95%	28843	59%
Wayanad	13980	13300	95%	6979	53%
Grand Total	555813	510853	92%	250633	49%

1st Dose coverage for HCW is 100%

*Proportion of beneficiaries who are eligible (completed 9 months after 2nd dose)

TABLE4. Frontline workers Coverage as on 06/08/2022 midnight

<i>DISTRICT</i>	<i>1st dose</i>	<i>2nd Dose</i>	<i>% fully vaccinated</i>	<i>Precaution dose</i>	<i>Precaution dose(%) *</i>
Alappuzha	39132	36776	94%	14786	40%
Ernakulam	54937	50380	92%	20109	40%
Idukki	22997	21364	93%	6395	30%
Kannur	41386	39987	97%	14172	36%
Kasaragod	24615	22504	91%	6808	30%
Kollam	42236	38881	92%	11886	31%
Kottayam	32142	30619	95%	12179	40%
Kozhikode	55275	52586	95%	10913	21%
Malappuram	53922	51314	95%	15560	30%
Palakkad	48097	45577	95%	18740	41%
Pathanamthitta	25252	22555	89%	8007	36%
Thiruvananthapuram	73013	67680	93%	26155	39%
Thrissur	41910	40759	97%	20706	51%
Wayanad	17021	16101	95%	4619	29%
Grand Total	571935	537083	94%	191035	36%

1st Dose coverage for FLW is 100%

*Proportion of beneficiaries who are eligible (completed 9 months after 2nd dose)

TABLE5.Age-Appropriate Group (45-59 Years) Coverage as on 06/08/2022 midnight

Table 5: Age appropriate group (45-59 years) coverage							
45-59 years Coverage as on				07/08/2022 at 12 AM			
District	Target	1st Dose Coverage	Percentage	2nd Dose Coverage	Percentage fully vaccinated	Precaution dose	%
Alappuzha	535436	439162	82%	417017	78%	26597	7%
Ernakulam	809349	784008	97%	704530	87%	32193	5%
Idukki	237564	247045	104%	219555	92%	8006	4%
Kannur	527295	516082	98%	481262	91%	18157	4%
Kasaragod	253027	252352	100%	224464	89%	5072	2%
Kollam	541201	560313	104%	503861	93%	22302	5%
Kottayam	478470	414319	87%	375759	79%	14070	4%
Kozhikode	658949	655545	99%	583232	89%	19734	3%
Malappuram	733338	723396	99%	631275	86%	18968	3%
Palakkad	614226	547408	89%	501457	82%	25954	5%
Pathanamthitta	264372	281953	107%	252180	95%	13575	5%
Thiruvananthapuram	735836	681977	93%	614940	84%	29721	5%
Thrissur	689418	664326	96%	627302	91%	55505	9%
Wayanad	170537	177167	104%	164404	96%	4826	3%
Grand Total	7249018	69,45,053	96%	63,01,238	87%	294680	5%

TABLE6.Age-Appropriate Group (≥60 Years) Coverage as on 06/08/2022midnight

Table 6: Age appropriate group (≥ 60 years) coverage							
≥ 60 years Coverage as on				07/08/2022 at 12 AM			
District	Target	1st Dose Coverage	Percentage	2nd Dose Coverage	Percentage fully vaccinated	Precaution dose	%
Alappuzha	424565	429227	101%	401564	95%	153815	39%
Ernakulam	673885	676643	100%	622202	92%	198928	32%
Idukki	193981	194630	100%	173436	89%	38944	23%
Kannur	438602	444614	101%	413254	94%	119257	29%
Kasaragod	182460	181749	100%	160552	88%	37122	23%
Kollam	497558	499699	100%	456081	92%	136485	30%
Kottayam	418008	419884	100%	385029	92%	121791	32%
Kozhikode	526896	529422	100%	480869	91%	114519	24%
Malappuram	477642	488297	102%	435597	91%	87721	21%
Palakkad	437708	439927	101%	402861	92%	126487	32%
Pathanamthitta	311297	312410	100%	281165	90%	118790	43%
Thiruvananthapuram	630465	633264	100%	572441	91%	185971	33%
Thrissur	581781	588437	101%	559304	96%	216528	39%
Wayanad	128009	128336	100%	114586	90%	30891	27%
Grand Total	5922857	59,66,539	101%	54,58,941	92%	16,87,249	31%

TABLE 6. Age-Appropriate Group (18-44 Years) Coverage as on 06/08/2022 midnight

18-44 years Coverage as on 07/08/2022 at 12 AM							
District	Target	First Dose					
		1st Dose Coverage	Percentage	2nd Dose Coverage	Percentage fully vaccinated	Precaution dose	%
Alappuzha	744178	670739	90%	637316	86%	21803	4%
Ernakulam	1470864	1513193	103%	1242851	84%	37723	3%
Idukki	437537	420044	96%	336704	77%	7840	3%
Kannur	947964	966746	102%	837590	88%	14530	2%
Kasaragod	556876	502463	90%	413485	74%	4857	1%
Kollam	1054752	933993	89%	799930	76%	18331	2%
Kottayam	665544	656568	99%	573039	86%	12130	2%
Kozhikode	1313678	1224970	93%	979182	75%	16080	2%
Malappuram	1777378	1834085	103%	1405329	79%	16393	1%
Palakkad	1088327	1087882	100%	924766	85%	21647	3%
Pathanamthitta	460819	443896	96%	360002	78%	10916	3%
Thiruvananthapuram	1309099	1250637	96%	1072163	82%	30138	3%
Thrissur	1274465	1099519	86%	1035962	81%	45857	5%
Wayanad	361152	354927	98%	303772	84%	4026	1%
Grand Total	13462633	1,29,59,662	96%	1,09,22,091	81%	262271	3%
*Among those who have taken first dose							

TABLE 7. Age-Appropriate Group (15-17 Years) Coverage as on 06/08/2022 midnight

15-17 years Coverage as on 07/08/2022 at 12 AM					
District	Target	1st Dose Coverage	Percentage	2nd Dose Coverage	Percentage fully vaccinated
Alappuzha	80832	80153	99%	67051	83%
Ernakulam	140530	120781	86%	94178	67%
Idukki	51339	39065	76%	31405	61%
Kannur	97722	102842	105%	77155	79%
Kasaragod	60496	52918	87%	36671	61%
Kollam	105234	99995	95%	75423	72%
Kottayam	85400	72098	84%	56472	66%
Kozhikode	143028	115653	81%	66720	47%
Malappuram	241212	194667	81%	97350	40%
Palakkad	132742	119650	90%	90003	68%
Pathanamthitta	48854	40809	84%	33144	68%
Thiruvananthapuram	145238	114477	79%	82285	57%
Thrissur	123540	126234	102%	101080	82%
Wayanad	29245	37136	127%	26361	90%
Grand Total	15,34,000	13,16,478	86%	9,35,298	61%

Table 8: Age appropriate group (12-14 years) Coverage as on 06/08/2022 midnight

12-14 years Coverage as on 07/08/2022 at 12 AM					
District	Target	1st Dose Coverage	Percentage	2nd Dose Coverage	Percentage fully vaccinated
Alappuzha	43284	51151	118%	38468	89%
Ernakulam	90244	76601	85%	49168	54%
Idukki	29672	24299	82%	15927	54%
Kannur	89079	59414	67%	37840	42%
Kasaragod	39968	31961	80%	18424	46%
Kollam	69984	58052	83%	36059	52%
Kottayam	55571	45908	83%	30789	55%
Kozhikode	103644	66824	64%	28811	28%
Malappuram	159652	118552	74%	36519	23%
Palakkad	75249	63870	85%	34838	46%
Pathanamthitta	33203	23586	71%	17200	52%
Thiruvananthapuram	93804	70316	75%	47854	51%
Thrissur	99789	75732	76%	56546	57%
Wayanad	27857	21127	76%	12576	45%
Grand Total	10,11,000	7,87,393	78%	4,61,019	46%

TABLE9.State Summary (18+) as on 06/08/2022 midnight

State Summary (18+) 07/08/2022 at 12 AM							
District	Target	First Dose	Percentage	Second Dose	Percentage*	Precaution Dose	Percentage
Alappuzha	1704179	1607283	94%	1519928	89%	231973	16%
Ernakulam	2954098	3114353	105%	2695841	91%	323111	13%
Idukki	869082	898272	103%	764083	88%	67854	9%
Kannur	1913861	2009218	105%	1809660	95%	185885	11%
Kasaragod	992363	972790	98%	831831	84%	59044	7%
Kollam	2093511	2072284	99%	1832595	88%	205559	12%
Kottayam	1562022	1561621	100%	1400784	90%	178533	13%
Kozhikode	2499523	2517948	101%	2143849	86%	181084	9%
Malappuram	2988358	3144535	105%	2565540	86%	158296	7%
Palakkad	2140261	2157991	101%	1906699	89%	209702	12%
Pathanamthitta	1036488	1092849	105%	941012	91%	164287	18%
Thiruvananthapuram	2675400	2712325	101%	2393671	89%	301760	13%
Thrissur	2545664	2446102	96%	2312550	91%	367439	17%
Wayanad	659698	691431	105%	612163	93%	51341	9%
Grand Total	2,66,34,508	2,69,99,002	101%	2,37,30,206	89%	2685868	12%

*Revised target population(> 18 years) as per MOHFW is 2.67 crores

*As per letter from Additional Secretary MOHFW- D O No 2317579/2021/Imm dated 15/09/2021

TABLE 10. Achievement for the day 06/08/2022 midnight

Daily achievement 06/08/2022				
District	First Dose	Second Dose	Precaution dose	Total Doses Administered
Alappuzha	237	703	3652	4592
Ernakulam	334	1201	1737	3272
Idukki	49	191	464	704
Kannur	233	434	1246	1913
Kasaragod	135	372	581	1088
Kollam	115	287	276	678
Kottayam	211	950	512	1673
Kozhikode	322	649	1501	2472
Malappuram	538	1179	2900	4617
Palakkad	211	472	2131	2814
Pathanamthitta	141	379	511	1031
Thiruvananthapuram	340	1185	570	2095
Thrissur	1133	1828	5413	8374
Wayanad	74	156	507	737
Grand Total	4073	9986	22001	36060

** Vaccine stock details couldn't be downloaded from e-VIN portal as the portal is down.

TABLE11.COVID Vaccination related sites

support@cowin.gov.in https://www.cowin.gov.in/home https://dashboard.kerala.gov.in/ https://dhs.kerala.gov.in/https://aogyakeralam.gov.in/https://sha.kerala.gov.in/

TABLE10.COVID Vaccination related Helpline numbers

National/State/District	Line1	Line2	Line3
National Helpline	1075	+91 1123978046	0120 4473222
Disha	1056	04712552056	
StateCallCenter	04712309251	04712309252	04712309255
Thiruvananthapuram	9188610100	1077	
Kollam	04742797609	8589015556	
Pathanamthitta	04682222515	04682228220	
Alappuzha	04772239999		
Kottayam	04812565200	04812304800	04812581900
Idukki	18004255640	04862232220	04862233118
Ernakulam	9072303861		
Thrissur	9400066921	9400066922	9400066923
Palakkad	04912505264	04912505189	8943341439
Malappuram	04832733253	04832737858	04832733252
Kozhikode	7594001442		
Wayanad	04936202343	04936202375	9072510900
Kannur	04972700194		
Kasargod	9061076590	9061079244	9061078026