



കേരള സർക്കാർ

www.health.kerala.gov.in

**COVID-19 OUTBREAK CONTROL AND PREVENTION STATE CELL
HEALTH&FAMILY WELFARE DEPARTMENT
Govt of Kerala**

controlroomdhskerala@gmail.com

www.dhs.kerala.gov.in

Kerala HEALTH-COVID-19 DAILY VACCINATION BULLETIN

Date: 09/08/2022

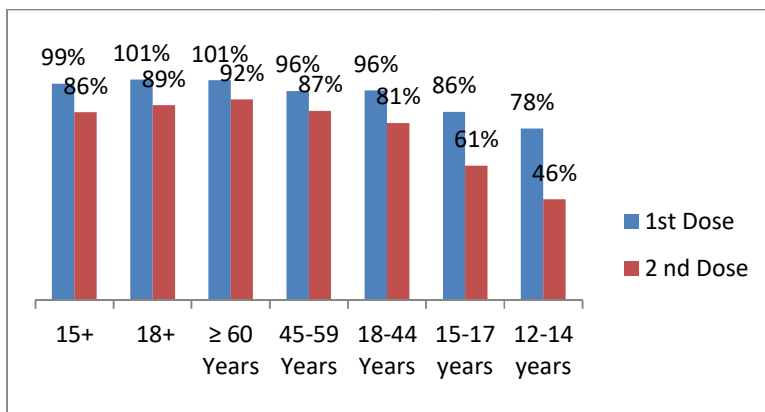
**OUR HEALTH OUR RESPONSIBILITY
VACCINE ADVISORY**

- *People who are vaccinated with Covid Vaccine are reported to have reduced Covid related ICU admissions, serious disease and death.*
- *Early vaccination is useful to safeguard our life from this deadly disease.*
- *Vaccination sessions are planned as per the availability of vaccine. All are requested to cooperate.*
- *After receiving the first dose, second dose of Covishield vaccine is to be taken between 12–16weeks and second dose of Covaxin between 4-6 weeks.*
- *Covid vaccination is currently available to all above 12years. Children in 12-14 age group will get Corbevax and Children in 15-18 age group will get Covaxin.*
- *All person above 18 years will get precaution dose after 9 months or 39 weeks from the second dose. Health Staffs, Frontline workers and people above 60 years will get precaution dose free of cost from government CVC and others will get precaution dose from private CVC at the rate fixed by the Government . The Same vaccine administered as first and second dose is to be taken as precaution dose. People above 60 years with co-morbidities should take medical advice before receiving precaution dose.*
- *Vaccination is available free of cost in all Government covid vaccination centers, and at a nominal rate (as per the Gol order F.No.2079203/2021/Immunization) in selected private Hospitals.*
- **ENSURE ALL YOUR ELIGIBLE FAMILY MEMBERS ARE PROTECTED BY RECEIVING ANY OF THE AVAILABLE COVID VACCINE.**
- **“COVAXIN, COVISHIELD AND CORBEVAX ARE EQUALLY EFFECTIVE AND SAFE”**
- **“BE FULLY PROTECTED – GET THE SECOND DOSE AND PRECAUTION DOSE AT YOUR SCHEDULED TIME”**

ANALYSIS

COVID-19 mass vaccinations are showing signs of preventing illness and steep decline in cases and hospital admissions in countries which done vaccination. Kerala started its vaccination for health care workers from January 16, 2021. The COVID-19 Vaccines Operational Guidelines issued by the Ministry of Health and Family Welfare, Govt. of India, 28th December 2020 and all subsequent Guidelines issued by Ministry of Health and Family Welfare, Govt of India are followed at the sites and all vaccination lanes

Summary of COVID Vaccine Administered as on 09/08/2022 midnight

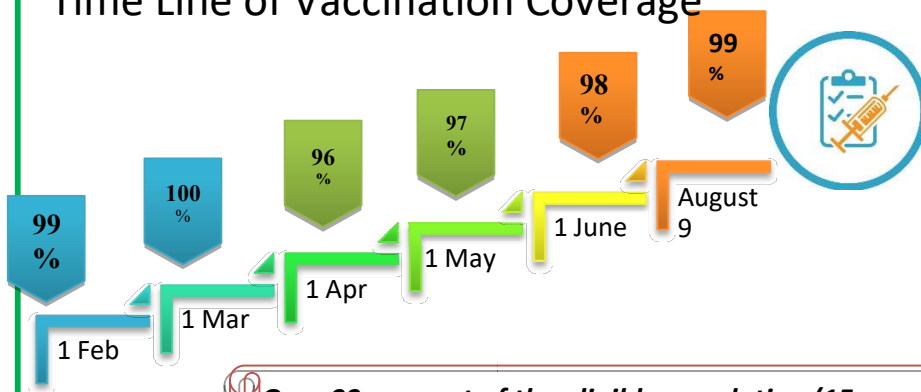


99% of eligible population vaccinated with a single dose till August 9

86% of eligible population vaccinated with double dose till August 89

State has vaccinated about **86%** of children aged 15 - 17 years with a single dose

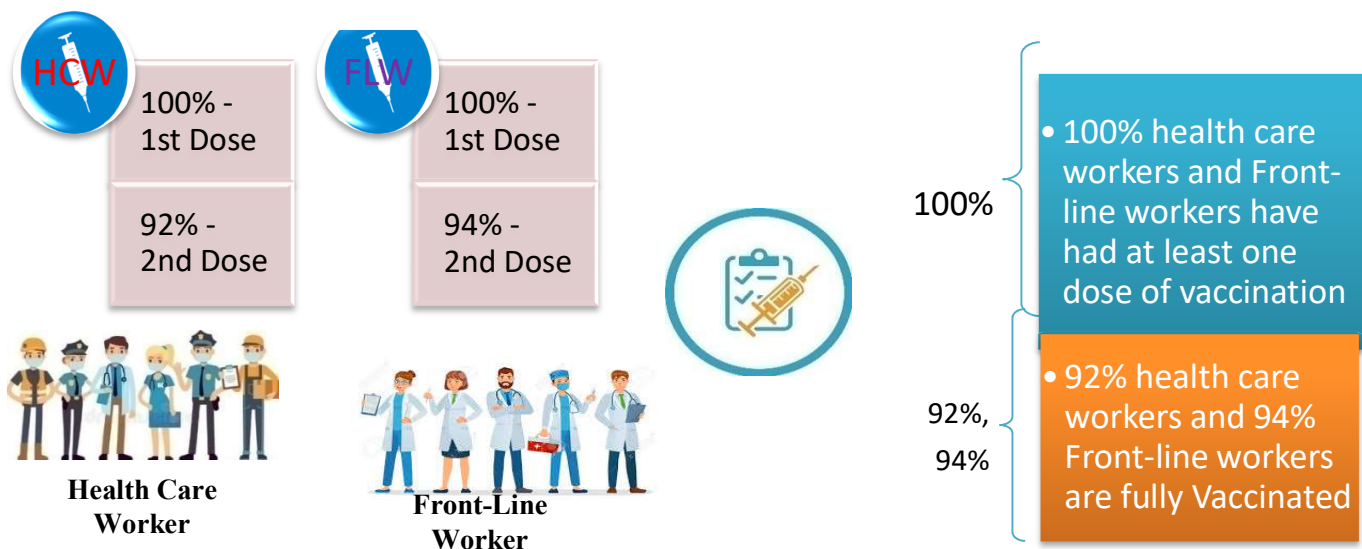
Time Line of Vaccination Coverage



Kerala began administration of COVID 19 Vaccines on 16th January, 2021. As of 9th August 2022, Kerala has administered over 55 million doses overall, including first and second doses of vaccines.


Over 99 per cent of the eligible population (15 + years) in Kerala has been administered the first dose of the Covid-19 vaccine. The state has achieved the target within 510 days since the beginning of the vaccination drive on January 16, 2021

Health Care Workers & Front-line Workers Vaccinated



Are You Vaccinated? You Still Need to Practice: SMS

- Even after vaccination, follow COVID appropriate behavior
- Practice Social Distancing and greet without physical contact
- Always wear clean face mask
- Wash your hands thoroughly and frequently or use hand sanitizer
- Follow the current COVID 19 guidelines to prevent further spread
- Stay Safe. Stay Strong. Get Vaccinated



Even After Getting Vaccinated Keep Taking Precautions to Protect Your Self



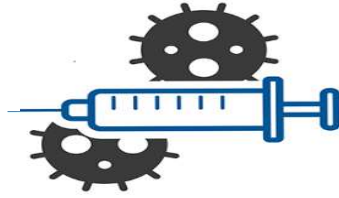
The Race Towards Full Vaccination - Weekly Trend

30th July – 5th Aug, 2022

Kerala Administered over

1.87 Lakh

COVID Vaccine Doses during 30th July to 5th Aug, 2022



From 30th July to 5th Aug, 2022 on average

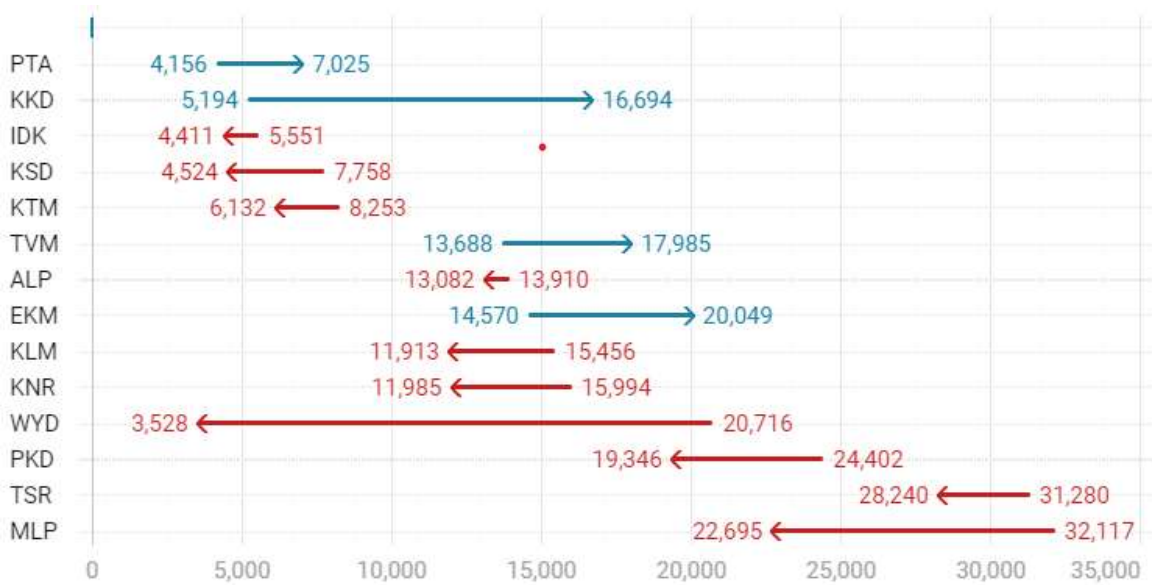
0.27 lakh

doses were administered daily.

Average Doses Administered Per day per week (in 1000)



Trend in average per day vaccination (in 1000) for the last two weeks

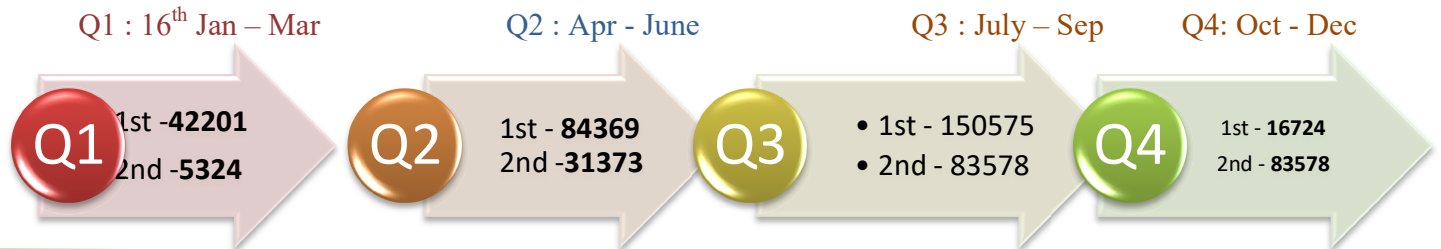


Race Against Time – Vaccination Quarterly Status

(Q1:16th Jan-Mar, Q2: Apr-June, Q3: July-Sep, Q4: Oct - Dec)

Daily Average Doses Administered per Quarter

In the first Quarter, only 42201 first doses and 5324 second doses were administered daily on average. During the second, third and fourth quarters, the daily vaccination of the first and second doses increased significantly.



Vaccination Achievement per Quarter

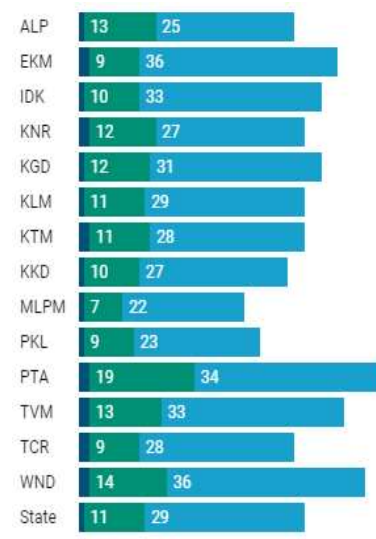
In the third quarter of the immunization drive, 52% of the eligible population (18 + age) in Kerala were given the first dose and 29% the second dose.

■ Q1 ■ Q2 ■ Q3

First Dose

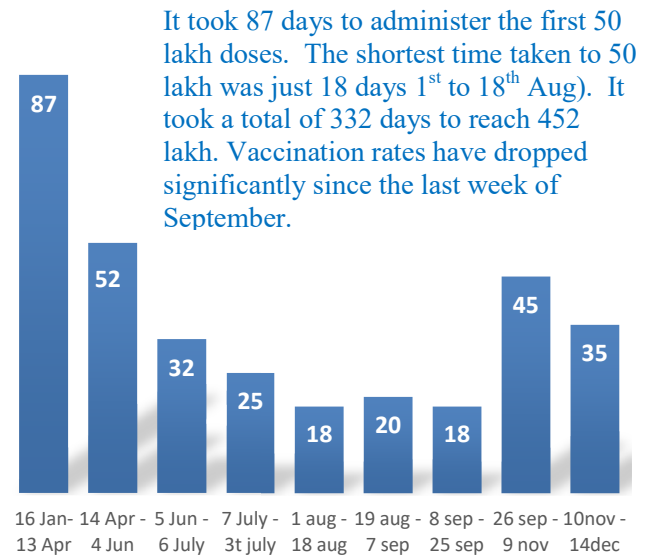


Second Dose



Dose Progression

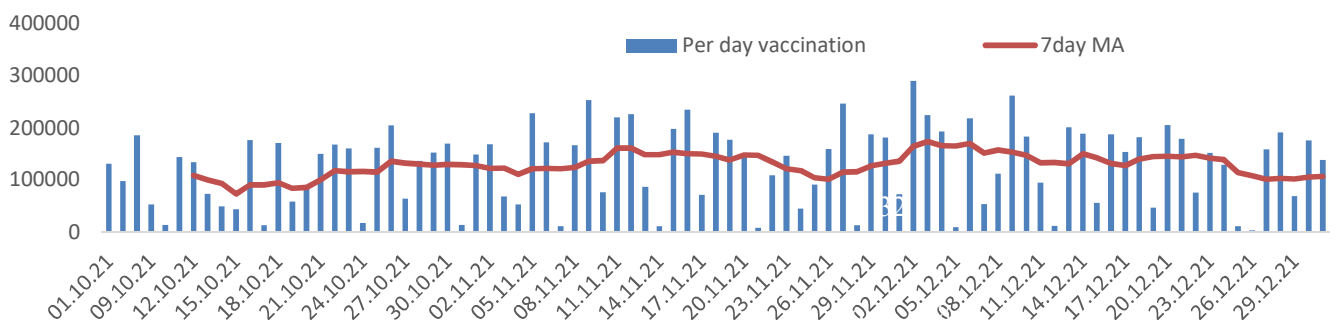
The chart shows the days taken for total COVID-19 Vaccination doses (both first and second) in Kerala to cross every 50 lakh dose mark



It took 87 days to administer the first 50 lakh doses. The shortest time taken to 50 lakh was just 18 days 1st to 18th Aug). It took a total of 332 days to reach 452 lakh. Vaccination rates have dropped significantly since the last week of September.

Vaccine Administered per Day and 7 days Moving Average in Last Quarter (Oct -Dec)

The seven-day moving average of daily doses in the last quarter showed a peak on December 2nd and continued to fluctuate thereafter



Important Message to the Public

- a. *Infection or infection rate is only a part and disease manifestation of disease is to be monitored*
- b. *Fatality among vaccinated people is very less. Disease severity among vaccinated people is less.*
- c. *People with comorbidity should be careful. Once detected covid positive they should get admitted and do not stay at home.*
- d. *Death in covid positive cases are among unvaccinated people, especially having comorbidities like Diabetes and Hypertension*
- e. *Late arrival to hospitals is one of the reason for Death among people with comorbidities*
- f. *Vaccinated people, only if symptomatic are advised to consult Doctor.*
- g. *Non Vaccinated people, if symptomatic, may do RTPCR test*
- h. *Antigen testing is only for emergency purpose*
- i. *Non vaccinated people with co-morbidities to do testing by RTPCR and consult doctor*
- j. *Repeat RTPCR is not needed among the people who are detected COVID positive in the previous 2 months*
- k. *All young person detected positive and at home isolation should do glucose test*

TABLE1.Total Vaccination done in the State as on 09/08/2022 midnight

State Summary (15+ years)-Total doses administered till 10/08/2022 at 12 AM								
District	Target	First Dose	Percent age	Second Dose	Percentage*	Precaution Dose	Percentage	Total doses administered
Alappuzha	1829568	1738622	95%	1625603	89%	235127	16%	35,99,352
Ernakulam	3217878	3311838	104%	2839527	89%	326874	13%	64,78,239
Idukki	950762	961665	101%	811542	85%	68531	9%	18,41,738
Kannur	2100307	2171553	103%	1924916	92%	187662	11%	42,84,131
Kasaragod	1092141	1057799	97%	887172	81%	59556	7%	20,04,527
Kollam	2268371	2230437	98%	1944383	86%	209736	12%	43,84,556
Kottayam	1704500	1679668	99%	1488235	87%	181393	13%	33,49,296
Kozhikode	2746273	2700565	98%	2239777	82%	184312	9%	51,24,654
Malappuram	3386535	3457950	102%	2700188	80%	161161	7%	63,19,299
Palakkad	2349082	2341775	100%	2031927	87%	212418	12%	45,86,120
Pathanamthitta	1118564	1157272	103%	991453	89%	165794	18%	23,14,519
Thiruvananthapuram	2914006	2897257	99%	2524346	87%	309336	13%	57,30,939
Thrissur	2767777	2648227	96%	2470912	89%	375387	17%	54,94,526
Wayanad	716933	749706	105%	651150	91%	51698	9%	14,52,554
Grand Total	29,162,697	2,91,04,334	99%	2,51,31,131	86%	27,28,985	12%	5,69,64,450

TABLE2.Covid-19 Vaccination Center Functional in the State as on 09/08/2022 midnight(10/08/2022 12AM)

DISTRICTS	12+	15+	18+	Total
Alappuzha	1	0	11	12
Ernakulam	1	4	32	37
Idukki	1	0	7	8
Kannur	5	4	19	28
Kasaragod	0	0	5	5
Kollam	1	2	17	20
Kottayam	0	0	6	6
Kozhikode	1	2	14	17
Malappuram	2	1	8	11
Palakkad	0	1	11	12
Pathanamthitta	1	4	17	22
Thiruvananthapuram	0	1	126	127
Thrissur	6	79	103	188
Wayanad	1	1	2	4
GrandTotal	20	99	378	497

TABLE3. Health Care Workers Coverage as on 09/08/2022 midnight

<i>DISTRICT</i>	<i>1st DOSE</i>	<i>2nd Dose</i>	<i>% fully vaccinated</i>	<i>Precaution dose</i>	<i>Precaution dose (%) *</i>
Alappuzha	29023	27256	94%	15000	55%
Ernakulam	85572	75881	89%	34211	45%
Idukki	13556	13024	96%	6675	51%
Kannur	40390	37569	93%	19806	53%
Kasaragod	11611	10826	93%	5195	48%
Kollam	36043	33843	94%	16631	49%
Kottayam	38708	36340	94%	18442	51%
Kozhikode	52736	47980	91%	19900	42%
Malappuram	44835	42025	94%	19710	47%
Palakkad	34677	32040	92%	16932	53%
Pathanamthitta	29338	25111	86%	13022	52%
Thiruvananthapuram	73434	66450	90%	29928	45%
Thrissur	51910	49225	95%	28914	59%
Wayanad	13980	13300	95%	7010	53%
Grand Total	555813	510870	92%	251376	49%

1st Dose coverage for HCW is 100%

*Proportion of beneficiaries who are eligible (completed 9 months after 2nd dose)

TABLE4. Frontline workers Coverage as on 09/08/2022 midnight

<i>DISTRICT</i>	<i>1st dose</i>	<i>2nd Dose</i>	<i>% fully vaccinated</i>	<i>Precaution dose</i>	<i>Precaution dose(%) *</i>
Alappuzha	39132	36776	94%	14822	40%
Ernakulam	54937	50382	92%	20147	40%
Idukki	22997	21364	93%	6414	30%
Kannur	41386	39988	97%	14204	36%
Kasaragod	24615	22504	91%	6822	30%
Kollam	42237	38881	92%	11972	31%
Kottayam	32142	30619	95%	12218	40%
Kozhikode	55275	52587	95%	10967	21%
Malappuram	53922	51315	95%	15618	31%
Palakkad	48097	45577	95%	18775	41%
Pathanamthitta	25252	22556	89%	8024	36%
Thiruvananthapuram	73013	67684	93%	26369	39%
Thrissur	41911	40760	97%	20789	51%
Wayanad	17021	16101	95%	4626	29%
Grand Total	571937	537094	94%	191767	36%

1st Dose coverage for FLW is 100%

*Proportion of beneficiaries who are eligible (completed 9 months after 2nd dose)

TABLE5.Age-Appropriate Group (45-59 Years) Coverage as on 09/08/2022 midnight

Table 5: Age appropriate group (45-59 years) coverage							
45-59 years Coverage as on		10/08/2022		at 12 AM			
District	Target	1st Dose Coverage	Percentage	2nd Dose Coverage	Percentage fully vaccinated	Precaution dose	%
Alappuzha	535436	439172	82%	417041	78%	27924	7%
Ernakulam	809349	784019	97%	704568	87%	33481	5%
Idukki	237564	247046	104%	219567	92%	8262	4%
Kannur	527295	516088	98%	481279	91%	18874	4%
Kasaragod	253027	252354	100%	224471	89%	5275	2%
Kollam	541201	560334	104%	503893	93%	23956	5%
Kottayam	478470	414326	87%	375791	79%	15204	4%
Kozhikode	658949	655572	99%	583283	89%	21054	4%
Malappuram	733338	723410	99%	631338	86%	20148	3%
Palakkad	614226	547412	89%	501486	82%	27047	6%
Pathanamthitta	264372	281956	107%	252188	95%	14258	6%
Thiruvananthapuram	735836	681994	93%	615005	84%	32720	5%
Thrissur	689418	664332	96%	627360	91%	58665	10%
Wayanad	170537	177167	104%	164407	96%	4969	3%
Grand Total	7249018	69,45,182	96%	63,01,677	87%	311837	5%

TABLE6.Age-Appropriate Group (≥60 Years) Coverage as on 09/08/2022midnight

Table 6: Age appropriate group (≥ 60 years) coverage							
≥ 60 years Coverage as on		10/08/2022		at 12 AM			
District	Target	1st Dose Coverage	Percentage	2nd Dose Coverage	Percentage fully vaccinated	Precaution dose	%
Alappuzha	424565	429227	101%	401578	95%	154417	39%
Ernakulam	673885	676655	100%	622223	92%	199707	32%
Idukki	193981	194632	100%	173446	89%	39086	23%
Kannur	438602	444618	101%	413262	94%	119599	29%
Kasaragod	182460	181749	100%	160556	88%	37185	23%
Kollam	497558	499703	100%	456093	92%	137193	31%
Kottayam	418008	419887	100%	385057	92%	122487	32%
Kozhikode	526896	529434	100%	480897	91%	115247	24%
Malappuram	477642	488298	102%	435626	91%	88231	21%
Palakkad	437708	439929	101%	402877	92%	127045	32%
Pathanamthitta	311297	312413	100%	281174	90%	119009	43%
Thiruvananthapuram	630465	633277	100%	572486	91%	187211	33%
Thrissur	581781	588445	101%	559341	96%	218090	40%
Wayanad	128009	128336	100%	114586	90%	30938	27%
Grand Total	5922857	59,66,603	101%	54,59,202	92%	16,95,445	31%

TABLE 6. Age-Appropriate Group (18-44 Years) Coverage as on 09/08/2022 midnight

18-44 years Coverage as on 10/08/2022 at 12 AM							
District	Target	First Dose					
		1st Dose Coverage	Percentage	2nd Dose Coverage	Percentage fully vaccinated	Precaution dose	%
Alappuzha	744178	670759	90%	637411	86%	22964	4%
Ernakulam	1470864	1513255	103%	1243071	85%	39328	3%
Idukki	437537	420051	96%	336753	77%	8094	3%
Kannur	947964	966770	102%	837697	88%	15179	2%
Kasaragod	556876	502476	90%	413545	74%	5079	1%
Kollam	1054752	934055	89%	800131	76%	19984	3%
Kottayam	665544	656598	99%	573166	86%	13042	2%
Kozhikode	1313678	1225053	93%	979455	75%	17144	2%
Malappuram	1777378	1834171	103%	1405774	79%	17454	1%
Palakkad	1088327	1087912	100%	924961	85%	22619	3%
Pathanamthitta	460819	443916	96%	360073	78%	11481	3%
Thiruvananthapuram	1309099	1250740	96%	1072544	82%	33108	3%
Thrissur	1274465	1099572	86%	1036287	81%	48929	5%
Wayanad	361152	354933	98%	303790	84%	4155	1%
Grand Total	13462633	1,29,60,261	96%	1,09,24,658	81%	278560	3%
*Among those who have taken first dose							

TABLE 7. Age-Appropriate Group (15-17 Years) Coverage as on 09/08/2022 midnight

15-17 years Coverage as on 10/08/2022 at 12 AM					
District	Target	1st Dose Coverage	Percentage	2nd Dose Coverage	Percentage fully vaccinated
Alappuzha	80832	80154	99%	67056	83%
Ernakulam	140530	120793	86%	94219	67%
Idukki	51339	39078	76%	31442	61%
Kannur	97722	102852	105%	77184	79%
Kasaragod	60496	52926	87%	36696	61%
Kollam	105234	100010	95%	75474	72%
Kottayam	85400	72099	84%	56473	66%
Kozhikode	143028	115660	81%	66742	47%
Malappuram	241212	194735	81%	97539	40%
Palakkad	132742	119685	90%	90047	68%
Pathanamthitta	48854	40811	84%	33151	68%
Thiruvananthapuram	145238	114483	79%	82323	57%
Thrissur	123540	126279	102%	101297	82%
Wayanad	29245	37137	127%	26378	90%
Grand Total	15,34,000	13,16,702	86%	9,36,021	61%

Table 8: Age appropriate group (12-14 years) Coverage as on 09/08/2022 midnight

12-14 years Coverage as on 10/08/2022 at 12 AM					
District	Target	1st Dose Coverage	Percentage	2nd Dose Coverage	Percentage fully vaccinated
Alappuzha	43284	51155	118%	38485	89%
Ernakulam	90244	76607	85%	49183	55%
Idukki	29672	24305	82%	15946	54%
Kannur	89079	59449	67%	37937	43%
Kasaragod	39968	32068	80%	18574	46%
Kollam	69984	58055	83%	36068	52%
Kottayam	55571	45908	83%	30789	55%
Kozhikode	103644	66835	64%	28833	28%
Malappuram	159652	118579	74%	36571	23%
Palakkad	75249	64063	85%	34939	46%
Pathanamthitta	33203	23586	71%	17200	52%
Thiruvananthapuram	93804	70316	75%	47854	51%
Thrissur	99789	75778	76%	56642	57%
Wayanad	27857	21132	76%	12588	45%
Grand Total	10,11,000	7,87,836	78%	4,61,609	46%

TABLE9.State Summary (18+) as on 09/08/2022 midnight

State Summary (18+) 10/08/2022 at 12 AM							
District	Target	First Dose	Percentage	Second Dose	Percentage*	Precaution Dose	Percentage
Alappuzha	1704179	1607313	94%	1520062	89%	235127	16%
Ernakulam	2954098	3114438	105%	2696125	91%	326874	13%
Idukki	869082	898282	103%	764154	88%	68531	9%
Kannur	1913861	2009252	105%	1809795	95%	187662	11%
Kasaragod	992363	972805	98%	831902	84%	59556	7%
Kollam	2093511	2072372	99%	1832841	88%	209736	12%
Kottayam	1562022	1561661	100%	1400973	90%	181393	13%
Kozhikode	2499523	2518070	101%	2144202	86%	184312	9%
Malappuram	2988358	3144636	105%	2566078	86%	161161	7%
Palakkad	2140261	2158027	101%	1906941	89%	212418	12%
Pathanamthitta	1036488	1092875	105%	941102	91%	165794	18%
Thiruvananthapuram	2675400	2712458	101%	2394169	89%	309336	13%
Thrissur	2545664	2446170	96%	2312973	91%	375387	17%
Wayanad	659698	691437	105%	612184	93%	51698	9%
Grand Total	2,66,34,508	2,69,99,796	101%	2,37,33,501	89%	2728985	12%

*Revised target population(> 18 years) as per MOHFW is 2.67 crores

*As per letter from Additional Secretary MOHFW- D O No 2317579/2021/Imm dated 15/09/2021

TABLE 10. Achievement for the day 09/08/2022 midnight

Daily achievement 09/08/2022				
District	First Dose	Second Dose	Precaution dose	Total Doses Administered
Alappuzha	2	19	434	455
Ernakulam	40	162	1198	1400
Idukki	1	11	128	140
Kannur	57	156	562	775
Kasaragod	0	0	26	26
Kollam	42	96	1253	1391
Kottayam	2	17	293	312
Kozhikode	19	36	189	244
Malappuram	29	116	471	616
Palakkad	13	71	773	857
Pathanamthitta	16	46	679	741
Thiruvananthapuram	74	291	3593	3958
Thrissur	107	522	4741	5370
Wayanad	1	3	105	109
Grand Total	403	1546	14445	16394

** Vaccine stock details couldn't be downloaded from e-VIN portal as the portal is down.

TABLE11.COVID Vaccination related sites

support@cowin.gov.in https://www.cowin.gov.in/home https://dashboard.kerala.gov.in/ https://dhs.kerala.gov.in/https://aogyakeralam.gov.in/https://sha.kerala.gov.in/

TABLE10.COVID Vaccination related Helpline numbers

National/State/District	Line1	Line2	Line3
National Helpline	1075	+91 1123978046	0120 4473222
Disha	1056	04712552056	
StateCallCenter	04712309251	04712309252	04712309255
Thiruvananthapuram	9188610100	1077	
Kollam	04742797609	8589015556	
Pathanamthitta	04682222515	04682228220	
Alappuzha	04772239999		
Kottayam	04812565200	04812304800	04812581900
Idukki	18004255640	04862232220	04862233118
Ernakulam	9072303861		
Thrissur	9400066921	9400066922	9400066923
Palakkad	04912505264	04912505189	8943341439
Malappuram	04832733253	04832737858	04832733252
Kozhikode	7594001442		
Wayanad	04936202343	04936202375	9072510900
Kannur	04972700194		
Kasargod	9061076590	9061079244	9061078026