



കേരള സർക്കാർ

www.health.kerala.gov.in

**COVID-19 OUTBREAK CONTROL AND PREVENTION STATE CELL
HEALTH&FAMILY WELFARE DEPARTMENT
Govt of Kerala**

controlroomdhskerala@gmail.com

www.dhs.kerala.gov.in

Kerala HEALTH-COVID-19 DAILY VACCINATION BULLETIN

Date: 10/08/2022

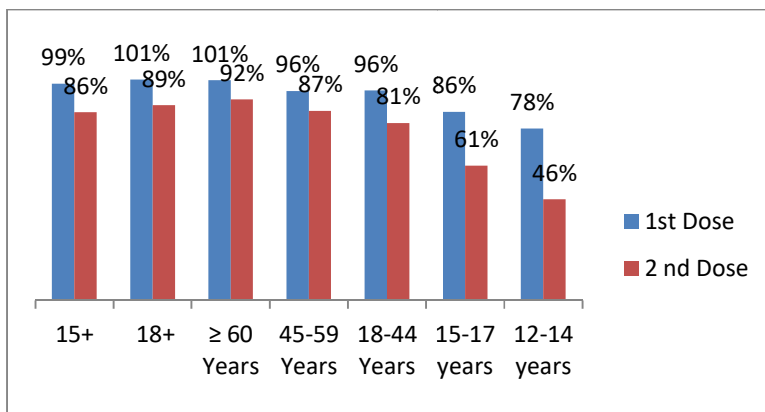
**OUR HEALTH OUR RESPONSIBILITY
VACCINE ADVISORY**

- *People who are vaccinated with Covid Vaccine are reported to have reduced Covid related ICU admissions, serious disease and death.*
- *Early vaccination is useful to safeguard our life from this deadly disease.*
- *Vaccination sessions are planned as per the availability of vaccine. All are requested to cooperate.*
- *After receiving the first dose, second dose of Covishield vaccine is to be taken between 12–16weeks and second dose of Covaxin between 4-6 weeks.*
- *Covid vaccination is currently available to all above 12years. Children in 12-14 age group will get Corbevax and Children in 15-18 age group will get Covaxin.*
- *All person above 18 years will get precaution dose after 9 months or 39 weeks from the second dose. Health Staffs, Frontline workers and people above 60 years will get precaution dose free of cost from government CVC and others will get precaution dose from private CVC at the rate fixed by the Government . The Same vaccine administered as first and second dose is to be taken as precaution dose. People above 60 years with co-morbidities should take medical advice before receiving precaution dose.*
- *Vaccination is available free of cost in all Government covid vaccination centers, and at a nominal rate (as per the Gol order F.No.2079203/2021/Immunization) in selected private Hospitals.*
- **ENSURE ALL YOUR ELIGIBLE FAMILY MEMBERS ARE PROTECTED BY RECEIVING ANY OF THE AVAILABLE COVID VACCINE.**
- **“COVAXIN, COVISHIELD AND CORBEVAX ARE EQUALLY EFFECTIVE AND SAFE”**
- **“BE FULLY PROTECTED – GET THE SECOND DOSE AND PRECAUTION DOSE AT YOUR SCHEDULED TIME”**

ANALYSIS

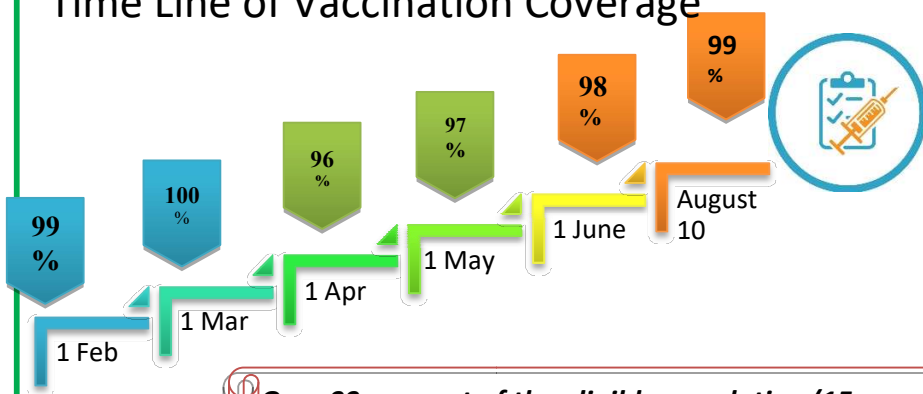
COVID-19 mass vaccinations are showing signs of preventing illness and steep decline in cases and hospital admissions in countries which done vaccination. Kerala started its vaccination for health care workers from January 16, 2021. The COVID-19 Vaccines Operational Guidelines issued by the Ministry of Health and Family Welfare, Govt. of India, 28th December 2020 and all subsequent Guidelines issued by Ministry of Health and Family Welfare, Govt of India are followed at the sites and all vaccination lanes

Summary of COVID Vaccine Administered as on 10/08/2022 midnight



- 99%** of eligible population vaccinated with a single dose till August 10
- 86%** of eligible population vaccinated with double dose till August 10
- State has vaccinated about **86%** of children aged 15 - 17 years with a single dose

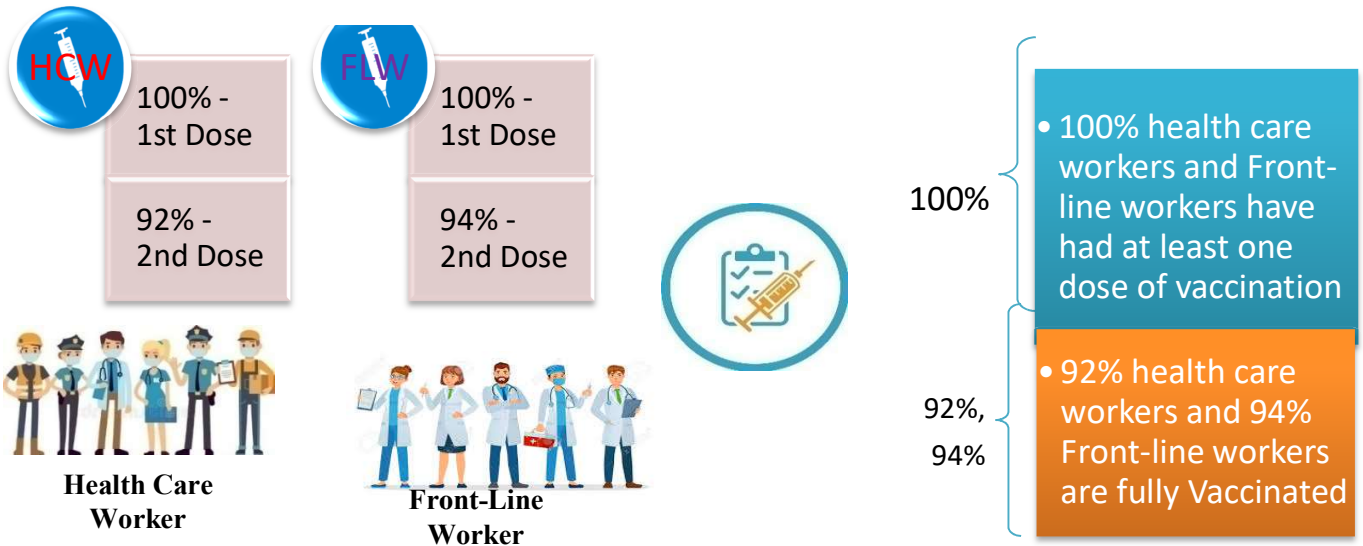
Time Line of Vaccination Coverage



Kerala began administration of COVID 19 Vaccines on 16th January, 2021. As of 10th August 2022, Kerala has administered over 55 million doses overall, including first and second doses of vaccines.

Over 99 per cent of the eligible population (15 + years) in Kerala has been administered the first dose of the Covid-19 vaccine. The state has achieved the target within 510 days since the beginning of the vaccination drive on January 16, 2021

Health Care Workers & Front-line Workers Vaccinated



Are You Vaccinated? You Still Need to Practice: SMS

- Even after vaccination, follow COVID appropriate behavior
- Practice Social Distancing and greet without physical contact
- Always wear clean face mask
- Wash your hands thoroughly and frequently or use hand sanitizer
- Follow the current COVID 19 guidelines to prevent further spread
- Stay Safe. Stay Strong. Get Vaccinated



Even After Getting Vaccinated Keep Taking Precautions to Protect Your Self



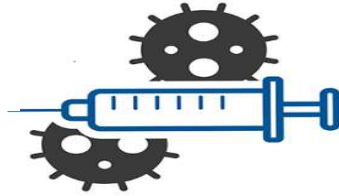
The Race Towards Full Vaccination - Weekly Trend

30th July – 5th Aug, 2022

Kerala Administered over

1.87 Lakh

COVID Vaccine Doses during 30th July to 5th Aug, 2022



From 30th July to 5th Aug, 2022 on average

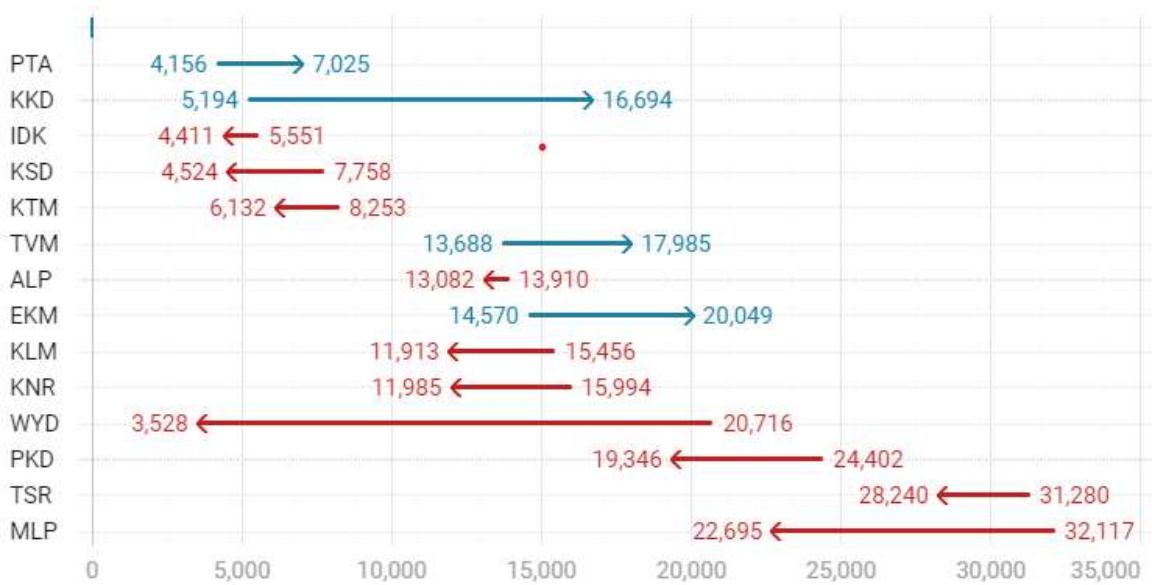
0.27 lakh

doses were administered daily.

Average Doses Administered Per day per week (in 1000)



Trend in average per day vaccination (in 1000) for the last two weeks



Race Against Time – Vaccination Quarterly Status

(Q1:16th Jan-Mar, Q2: Apr-June, Q3: July-Sep, Q4: Oct-Dec)

Daily Average Doses Administered per Quarter

In the first Quarter, only 42201 first doses and 5324 second doses were administered daily on average. During the second, third and fourth quarters, the daily vaccination of the first and second doses increased significantly.



Vaccination Achievement per Quarter

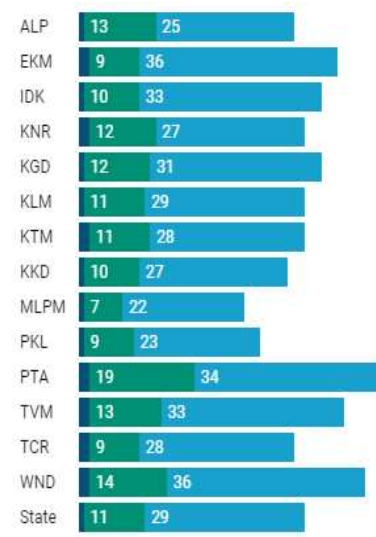
In the third quarter of the immunization drive, 52% of the eligible population (18 + age) in Kerala were given the first dose and 29% the second dose.

■ Q1 ■ Q2 ■ Q3

First Dose

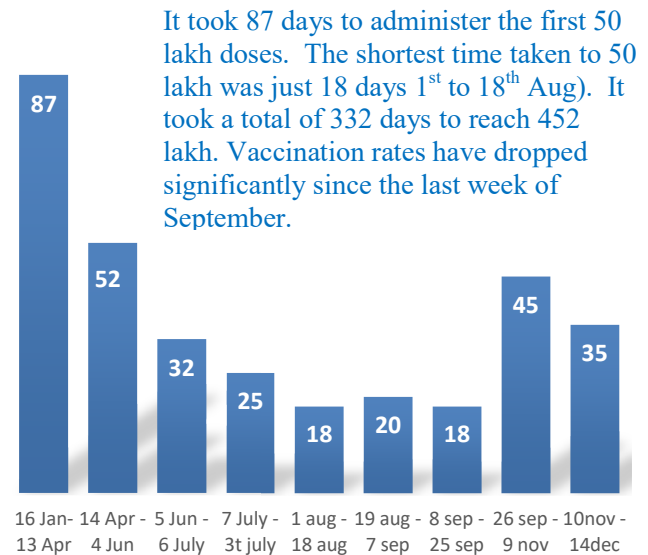


Second Dose



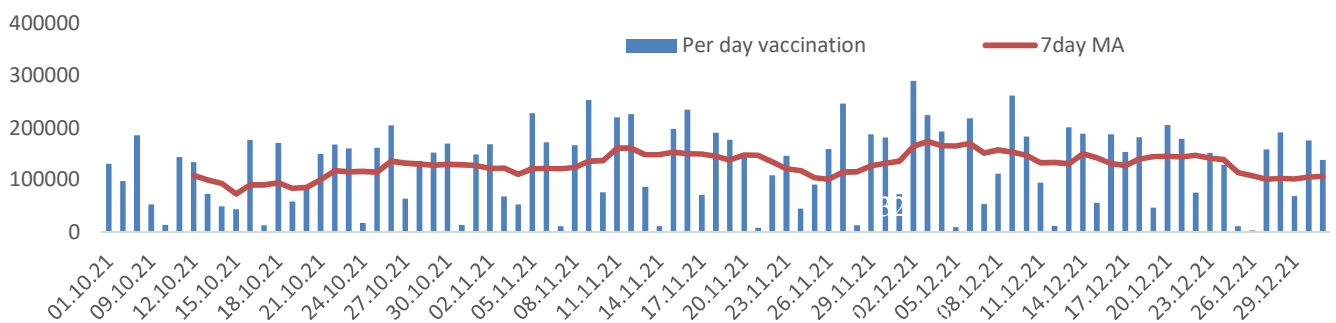
Dose Progression

The chart shows the days taken for total COVID-19 Vaccination doses (both first and second) in Kerala to cross every 50 lakh dose mark



Vaccine Administered per Day and 7 days Moving Average in Last Quarter (Oct -Dec)

The seven-day moving average of daily doses in the last quarter showed a peak on December 2nd and continued to fluctuate thereafter



Important Message to the Public

- a. *Infection or infection rate is only a part and disease manifestation of disease is to be monitored*
- b. *Fatality among vaccinated people is very less. Disease severity among vaccinated people is less.*
- c. *People with comorbidity should be careful. Once detected covid positive they should get admitted and do not stay at home.*
- d. *Death in covid positive cases are among unvaccinated people, especially having comorbidities like Diabetes and Hypertension*
- e. *Late arrival to hospitals is one of the reason for Death among people with comorbidities*
- f. *Vaccinated people, only if symptomatic are advised to consult Doctor.*
- g. *Non Vaccinated people, if symptomatic, may do RTPCR test*
- h. *Antigen testing is only for emergency purpose*
- i. *Non vaccinated people with co-morbidities to do testing by RTPCR and consult doctor*
- j. *Repeat RTPCR is not needed among the people who are detected COVID positive in the previous 2 months*
- k. *All young person detected positive and at home isolation should do glucose test*

TABLE1.Total Vaccination done in the State as on 10/08/2022 midnight

State Summary (15+ years)-Total doses administered till 11/08/2022 at 12 AM								
District	Target	First Dose	Percent age	Second Dose	Percentage*	Precaution Dose	Percentage	Total doses administered
Alappuzha	1829568	1738626	95%	1625611	89%	235362	16%	35,99,599
Ernakulam	3217878	3311847	104%	2839563	89%	327201	13%	64,78,611
Idukki	950762	961668	101%	811554	85%	68578	9%	18,41,800
Kannur	2100307	2171557	103%	1924931	92%	187772	11%	42,84,260
Kasaragod	1092141	1057815	97%	887205	81%	59720	7%	20,04,740
Kollam	2268371	2230450	98%	1944410	86%	209993	12%	43,84,853
Kottayam	1704500	1679668	99%	1488246	87%	181489	13%	33,49,403
Kozhikode	2746273	2700567	98%	2239798	82%	184409	9%	51,24,774
Malappuram	3386535	3458187	102%	2701037	80%	161577	7%	63,20,801
Palakkad	2349082	2341787	100%	2032011	87%	213528	12%	45,87,326
Pathanamthitta	1118564	1157276	103%	991459	89%	165868	18%	23,14,603
Thiruvananthapuram	2914006	2897260	99%	2524370	87%	309928	13%	57,31,558
Thrissur	2767777	2648231	96%	2470928	89%	375505	17%	54,94,664
Wayanad	716933	749855	105%	651281	91%	51911	9%	14,53,047
Grand Total	29,162,697	2,91,04,794	99%	2,51,32,404	86%	27,32,841	12%	5,69,70,039

TABLE2.Covid-19 Vaccination Center Functional in the State as on 10/08/2022 midnight(11/08/2022 12AM)

DISTRICTS	12+	15+	18+	Total
Alappuzha	0	0	3	3
Ernakulam	0	1	22	23
Idukki	1	0	7	8
Kannur	0	0	10	10
Kasaragod	0	0	15	15
Kollam	0	0	4	4
Kottayam	0	1	6	7
Kozhikode	0	0	8	8
Malappuram	4	10	13	27
Palakkad	0	0	11	11
Pathanamthitta	0	0	4	4
Thiruvananthapuram	0	2	9	11
Thrissur	0	1	23	24
Wayanad	1	1	3	5
GrandTotal	6	16	138	160

TABLE3. Health Care Workers Coverage as on 10/08/2022 midnight

<i>DISTRICT</i>	<i>1st DOSE</i>	<i>2nd Dose</i>	<i>% fully vaccinated</i>	<i>Precaution dose</i>	<i>Precaution dose (%) *</i>
Alappuzha	29023	27256	94%	15019	55%
Ernakulam	85572	75881	89%	34219	45%
Idukki	13556	13024	96%	6676	51%
Kannur	40390	37569	93%	19811	53%
Kasaragod	11611	10826	93%	5196	48%
Kollam	36043	33843	94%	16654	49%
Kottayam	38708	36340	94%	18442	51%
Kozhikode	52736	47980	91%	19914	42%
Malappuram	44835	42025	94%	19713	47%
Palakkad	34677	32041	92%	16937	53%
Pathanamthitta	29338	25111	86%	13030	52%
Thiruvananthapuram	73435	66450	90%	29937	45%
Thrissur	51910	49225	95%	28917	59%
Wayanad	13980	13300	95%	7017	53%
Grand Total	555814	510871	92%	251482	49%

1st Dose coverage for HCW is 100%

*Proportion of beneficiaries who are eligible (completed 9 months after 2nd dose)

TABLE4. Frontline workers Coverage as on 10/08/2022 midnight

<i>DISTRICT</i>	<i>1st dose</i>	<i>2nd Dose</i>	<i>% fully vaccinated</i>	<i>Precaution dose</i>	<i>Precaution dose(%) *</i>
Alappuzha	39132	36776	94%	14823	40%
Ernakulam	54937	50382	92%	20149	40%
Idukki	22997	21364	93%	6415	30%
Kannur	41386	39988	97%	14204	36%
Kasaragod	24615	22504	91%	6826	30%
Kollam	42237	38881	92%	11979	31%
Kottayam	32142	30619	95%	12218	40%
Kozhikode	55275	52587	95%	10972	21%
Malappuram	53922	51315	95%	15626	31%
Palakkad	48097	45577	95%	18784	41%
Pathanamthitta	25252	22556	89%	8026	36%
Thiruvananthapuram	73013	67684	93%	26401	39%
Thrissur	41911	40760	97%	20790	51%
Wayanad	17021	16101	95%	4629	29%
Grand Total	571937	537094	94%	191842	36%

1st Dose coverage for FLW is 100%

*Proportion of beneficiaries who are eligible (completed 9 months after 2nd dose)

TABLE5.Age-Appropriate Group (45-59 Years) Coverage as on 10/08/2022 midnight

Table 5: Age appropriate group (45-59 years) coverage							
45-59 years Coverage as on			11/08/2022	at 12 AM			
District	Target	1st Dose Coverage	Percentage	2nd Dose Coverage	Percentage fully vaccinated	Precaution dose	%
Alappuzha	535436	439172	82%	417042	78%	27965	7%
Ernakulam	809349	784021	97%	704572	87%	33562	5%
Idukki	237564	247046	104%	219567	92%	8274	4%
Kannur	527295	516089	98%	481280	91%	18894	4%
Kasaragod	253027	252355	100%	224474	89%	5342	2%
Kollam	541201	560335	104%	503894	93%	24041	5%
Kottayam	478470	414326	87%	375791	79%	15223	4%
Kozhikode	658949	655572	99%	583287	89%	21075	4%
Malappuram	733338	723412	99%	631357	86%	20315	3%
Palakkad	614226	547417	89%	501494	82%	27445	6%
Pathanamthitta	264372	281957	107%	252189	95%	14269	6%
Thiruvananthapuram	735836	681993	93%	615008	84%	32857	5%
Thrissur	689418	664332	96%	627363	91%	58697	10%
Wayanad	170537	177167	104%	164408	96%	5061	3%
Grand Total	7249018	69,45,194	96%	63,01,726	87%	313020	5%

TABLE6.Age-Appropriate Group (≥60 Years) Coverage as on 10/08/2022midnight

Table 6: Age appropriate group (≥ 60 years) coverage							
≥ 60 years Coverage as on			11/08/2022	at 12 AM			
District	Target	1st Dose Coverage	Percentage	2nd Dose Coverage	Percentage fully vaccinated	Precaution dose	%
Alappuzha	424565	429227	101%	401583	95%	154530	39%
Ernakulam	673885	676656	100%	622232	92%	199813	32%
Idukki	193981	194632	100%	173446	89%	39096	23%
Kannur	438602	444618	101%	413263	94%	119633	29%
Kasaragod	182460	181749	100%	160557	88%	37218	23%
Kollam	497558	499703	100%	456094	92%	137248	31%
Kottayam	418008	419887	100%	385064	92%	122542	32%
Kozhikode	526896	529434	100%	480897	91%	115256	24%
Malappuram	477642	488299	102%	435631	91%	88302	21%
Palakkad	437708	439929	101%	402883	92%	127281	32%
Pathanamthitta	311297	312414	100%	281174	90%	119019	43%
Thiruvananthapuram	630465	633277	100%	572486	91%	187267	33%
Thrissur	581781	588445	101%	559342	96%	218108	40%
Wayanad	128009	128336	100%	114586	90%	30987	27%
Grand Total	5922857	59,66,606	101%	54,59,238	92%	16,96,300	31%

TABLE 6. Age-Appropriate Group (18-44 Years) Coverage as on 10/08/2022 midnight

18-44 years Coverage as on 11/08/2022 at 12 AM							
District	Target	First Dose					
		1st Dose Coverage	Percentage	2nd Dose Coverage	Percentage fully vaccinated	Precaution dose	%
Alappuzha	744178	670762	90%	637412	86%	23025	4%
Ernakulam	1470864	1513260	103%	1243094	85%	39458	3%
Idukki	437537	420053	96%	336757	77%	8117	3%
Kannur	947964	966773	102%	837709	88%	15230	2%
Kasaragod	556876	502484	90%	413563	74%	5138	1%
Kollam	1054752	934063	89%	800143	76%	20071	3%
Kottayam	665544	656598	99%	573170	86%	13064	2%
Kozhikode	1313678	1225054	93%	979470	75%	17192	2%
Malappuram	1777378	1834194	103%	1405882	79%	17621	1%
Palakkad	1088327	1087917	100%	925004	85%	23081	3%
Pathanamthitta	460819	443918	96%	360078	78%	11524	3%
Thiruvananthapuram	1309099	1250743	96%	1072562	82%	33466	3%
Thrissur	1274465	1099576	86%	1036298	81%	48993	5%
Wayanad	361152	354935	98%	303805	84%	4217	1%
Grand Total	13462633	1,29,60,330	96%	1,09,24,947	81%	280197	3%
*Among those who have taken first dose							

TABLE 7. Age-Appropriate Group (15-17 Years) Coverage as on 10/08/2022 midnight

15-17 years Coverage as on 11/08/2022 at 12 AM					
District	Target	1st Dose Coverage	Percentage	2nd Dose Coverage	Percentage fully vaccinated
Alappuzha	80832	80155	99%	67057	83%
Ernakulam	140530	120793	86%	94219	67%
Idukki	51339	39079	76%	31450	61%
Kannur	97722	102852	105%	77184	79%
Kasaragod	60496	52926	87%	36696	61%
Kollam	105234	100014	95%	75487	72%
Kottayam	85400	72099	84%	56473	66%
Kozhikode	143028	115661	81%	66744	47%
Malappuram	241212	194846	81%	97854	41%
Palakkad	132742	119687	90%	90073	68%
Pathanamthitta	48854	40811	84%	33151	68%
Thiruvananthapuram	145238	114483	79%	82326	57%
Thrissur	123540	126279	102%	101298	82%
Wayanad	29245	37177	127%	26442	90%
Grand Total	15,34,000	13,16,862	86%	9,36,454	61%

Table 8: Age appropriate group (12-14 years) Coverage as on 10/08/2022 midnight

12-14 years Coverage as on 11/08/2022 at 12 AM					
District	Target	1st Dose Coverage	Percentage	2nd Dose Coverage	Percentage fully vaccinated
Alappuzha	43284	51155	118%	38485	89%
Ernakulam	90244	76608	85%	49183	55%
Idukki	29672	24305	82%	15946	54%
Kannur	89079	59449	67%	37938	43%
Kasaragod	39968	32075	80%	18585	46%
Kollam	69984	58055	83%	36068	52%
Kottayam	55571	45908	83%	30789	55%
Kozhikode	103644	66835	64%	28833	28%
Malappuram	159652	118679	74%	36973	23%
Palakkad	75249	64063	85%	34939	46%
Pathanamthitta	33203	23586	71%	17200	52%
Thiruvananthapuram	93804	70316	75%	47854	51%
Thrissur	99789	75778	76%	56642	57%
Wayanad	27857	21239	76%	12639	45%
Grand Total	10,11,000	7,88,051	78%	4,62,074	46%

TABLE9.State Summary (18+) as on 10/08/2022 midnight

State Summary (18+) 11/08/2022 at 12 AM							
District	Target	First Dose	Percentage	Second Dose	Percentage*	Precaution Dose	Percentage
Alappuzha	1704179	1607316	94%	1520069	89%	235362	16%
Ernakulam	2954098	3114446	105%	2696161	91%	327201	13%
Idukki	869082	898284	103%	764158	88%	68578	9%
Kannur	1913861	2009256	105%	1809809	95%	187772	11%
Kasaragod	992363	972814	98%	831924	84%	59720	7%
Kollam	2093511	2072381	99%	1832855	88%	209993	12%
Kottayam	1562022	1561661	100%	1400984	90%	181489	13%
Kozhikode	2499523	2518071	101%	2144221	86%	184409	9%
Malappuram	2988358	3144662	105%	2566210	86%	161577	7%
Palakkad	2140261	2158037	101%	1906999	89%	213528	12%
Pathanamthitta	1036488	1092879	105%	941108	91%	165868	18%
Thiruvananthapuram	2675400	2712461	101%	2394190	89%	309928	13%
Thrissur	2545664	2446174	96%	2312988	91%	375505	17%
Wayanad	659698	691439	105%	612200	93%	51911	9%
Grand Total	2,66,34,508	2,69,99,881	101%	2,37,33,876	89%	2732841	12%

*Revised target population(> 18 years) as per MOHFW is 2.67 crores

*As per letter from Additional Secretary MOHFW- D O No 2317579/2021/Imm dated 15/09/2021

TABLE 10. Achievement for the day 10/08/2022 midnight

Daily achievement		10/08/2022		
District	First Dose	Second Dose	Precaution dose	Total Doses Administered
Alappuzha	4	8	235	247
Ernakulam	7	35	326	368
Idukki	3	13	47	63
Kannur	4	12	110	126
Kasaragod	16	33	164	213
Kollam	13	27	257	297
Kottayam	0	11	96	107
Kozhikode	1	19	94	114
Malappuram	237	849	416	1502
Palakkad	12	80	1107	1199
Pathanamthitta	4	5	69	78
Thiruvananthapuram	5	23	591	619
Thrissur	4	16	118	138
Wayanad	149	131	213	493
Grand Total	459	1262	3843	5564

** Vaccine stock details couldn't be downloaded from e-VIN portal as the portal is down.

TABLE11.COVID Vaccination related sites

support@cowin.gov.in https://www.cowin.gov.in/home https://dashboard.kerala.gov.in/ https://dhs.kerala.gov.in/https://aogyakeralam.gov.in/https://sha.kerala.gov.in/

TABLE10.COVID Vaccination related Helpline numbers

National/State/District	Line1	Line2	Line3
National Helpline	1075	+91 1123978046	0120 4473222
Disha	1056	04712552056	
StateCallCenter	04712309251	04712309252	04712309255
Thiruvananthapuram	9188610100	1077	
Kollam	04742797609	8589015556	
Pathanamthitta	04682222515	04682228220	
Alappuzha	04772239999		
Kottayam	04812565200	04812304800	04812581900
Idukki	18004255640	04862232220	04862233118
Ernakulam	9072303861		
Thrissur	9400066921	9400066922	9400066923
Palakkad	04912505264	04912505189	8943341439
Malappuram	04832733253	04832737858	04832733252
Kozhikode	7594001442		
Wayanad	04936202343	04936202375	9072510900
Kannur	04972700194		
Kasargod	9061076590	9061079244	9061078026