



കേരള സർക്കാർ

[www.health.kerala.gov.in](http://www.health.kerala.gov.in)

**COVID-19 OUTBREAK CONTROL AND PREVENTION STATE CELL  
HEALTH&FAMILY WELFARE DEPARTMENT  
Govt of Kerala**

[controlroomdhskerala@gmail.com](mailto:controlroomdhskerala@gmail.com)

[www.dhs.kerala.gov.in](http://www.dhs.kerala.gov.in)

**Kerala HEALTH-COVID-19 DAILY VACCINATION BULLETIN**

**Date: 12/08/2022**

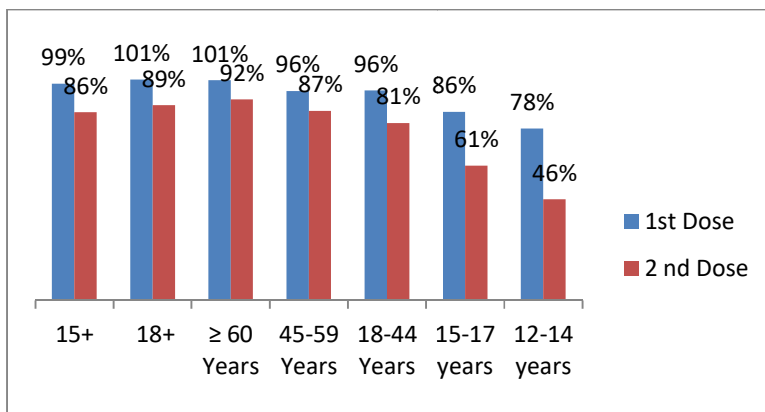
**OUR HEALTH OUR RESPONSIBILITY  
VACCINE ADVISORY**

- *People who are vaccinated with Covid Vaccine are reported to have reduced Covid related ICU admissions, serious disease and death.*
- *Early vaccination is useful to safeguard our life from this deadly disease.*
- *Vaccination sessions are planned as per the availability of vaccine. All are requested to cooperate.*
- *After receiving the first dose, second dose of Covishield vaccine is to be taken between 12–16weeks and second dose of Covaxin between 4-6 weeks.*
- *Covid vaccination is currently available to all above 12years. Children in 12-14 age group will get Corbevax and Children in 15-18 age group will get Covaxin.*
- *All person above 18 years will get precaution dose after 9 months or 39 weeks from the second dose. Health Staffs, Frontline workers and people above 60 years will get precaution dose free of cost from government CVC and others will get precaution dose from private CVC at the rate fixed by the Government . The Same vaccine administered as first and second dose is to be taken as precaution dose. People above 60 years with co-morbidities should take medical advice before receiving precaution dose.*
- *Vaccination is available free of cost in all Government covid vaccination centers, and at a nominal rate (as per the Gol order F.No.2079203/2021/Immunization) in selected private Hospitals.*
- **ENSURE ALL YOUR ELIGIBLE FAMILY MEMBERS ARE PROTECTED BY RECEIVING ANY OF THE AVAILABLE COVID VACCINE.**
- **“COVAXIN, COVISHIELD AND CORBEVAX ARE EQUALLY EFFECTIVE AND SAFE”**
- **“BE FULLY PROTECTED – GET THE SECOND DOSE AND PRECAUTION DOSE AT YOUR SCHEDULED TIME”**

### ANALYSIS

COVID-19 mass vaccinations are showing signs of preventing illness and steep decline in cases and hospital admissions in countries which done vaccination. Kerala started its vaccination for health care workers from January 16, 2021. The COVID-19 Vaccines Operational Guidelines issued by the Ministry of Health and Family Welfare, Govt. of India, 28th December 2020 and all subsequent Guidelines issued by Ministry of Health and Family Welfare, Govt of India are followed at the sites and all vaccination lanes

### Summary of COVID Vaccine Administered as on 12/08/2022 midnight




**99%** of eligible population vaccinated with a single dose till August 12

**86%** of eligible population vaccinated with double dose till August 12

State has vaccinated about **86%** of children aged 15 - 17 years with a single dose

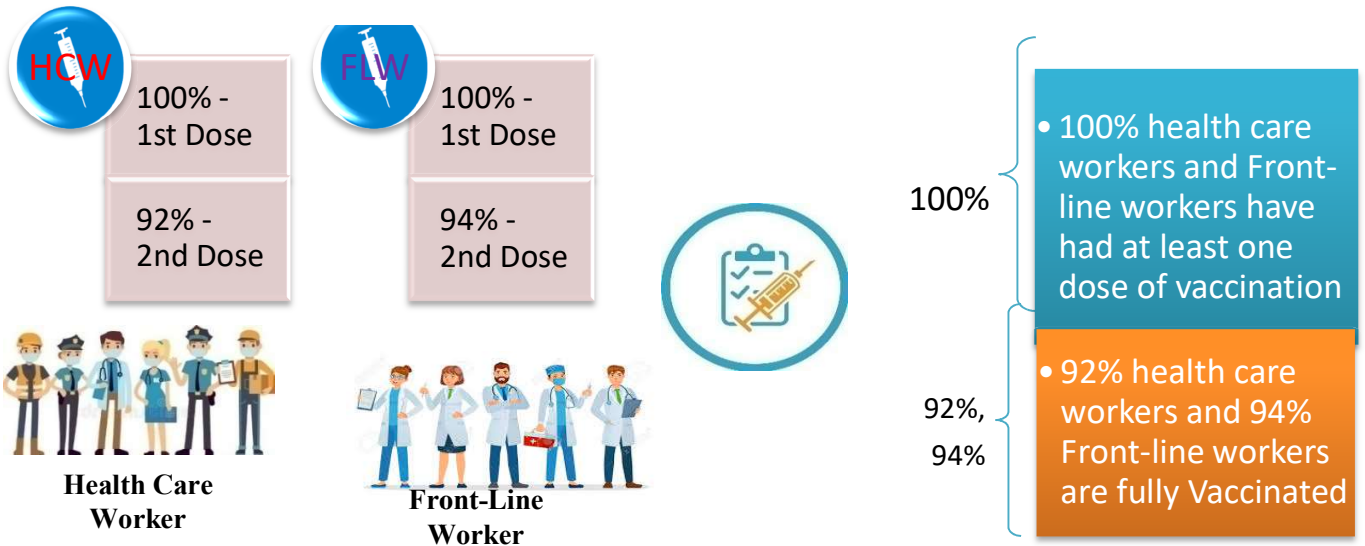
### Time Line of Vaccination Coverage



Kerala began administration of COVID 19 Vaccines on 16<sup>th</sup> January, 2021. As of 12th August 2022, Kerala has administered over 55 million doses overall, including first and second doses of vaccines.

**Over 99 per cent of the eligible population (15 + years) in Kerala has been administered the first dose of the Covid-19 vaccine. The state has achieved the target within 510 days since the beginning of the vaccination drive on January 16, 2021**

## Health Care Workers & Front-line Workers Vaccinated



### Are You Vaccinated? You Still Need to Practice: SMS

- Even after vaccination, follow COVID appropriate behavior
- Practice Social Distancing and greet without physical contact
- Always wear clean face mask
- Wash your hands thoroughly and frequently or use hand sanitizer
- Follow the current COVID 19 guidelines to prevent further spread
- Stay Safe. Stay Strong. Get Vaccinated



Even After Getting Vaccinated Keep Taking Precautions to Protect Your Self



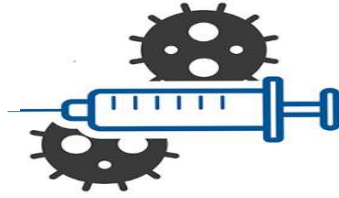
# The Race Towards Full Vaccination - Weekly Trend

30<sup>th</sup> July – 5<sup>th</sup> Aug, 2022

Kerala Administered over

## 1.87 Lakh

COVID Vaccine Doses during 30<sup>th</sup> July to 5<sup>th</sup> Aug, 2022



From 30<sup>th</sup> July to 5<sup>th</sup> Aug, 2022 on average

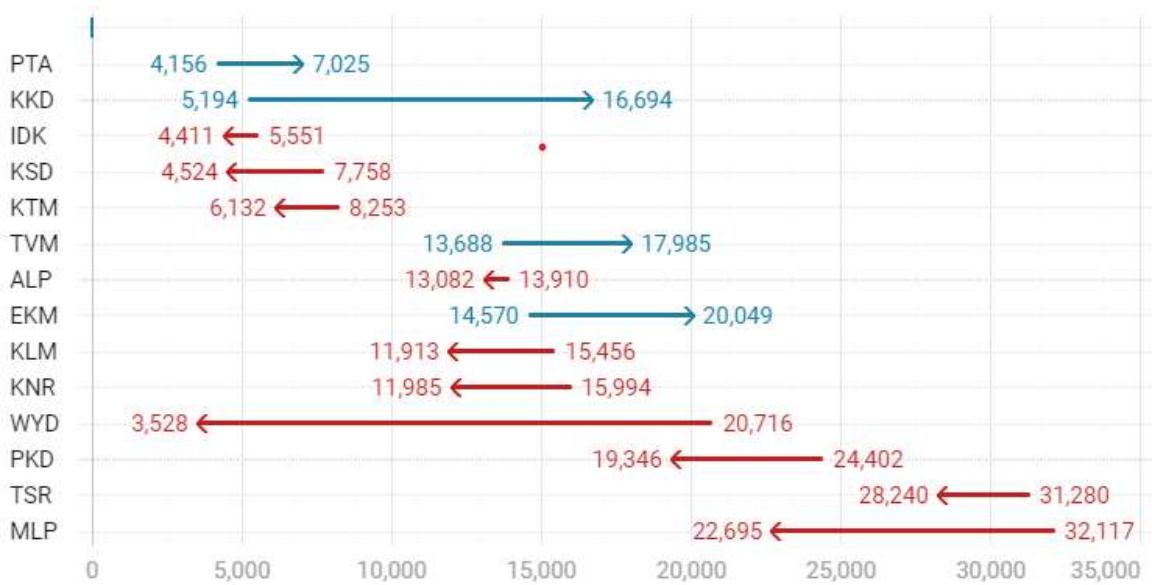
## 0.27 lakh

doses were administered daily.

Average Doses Administered Per day per week (in 1000)



Trend in average per day vaccination (in 1000) for the last two weeks

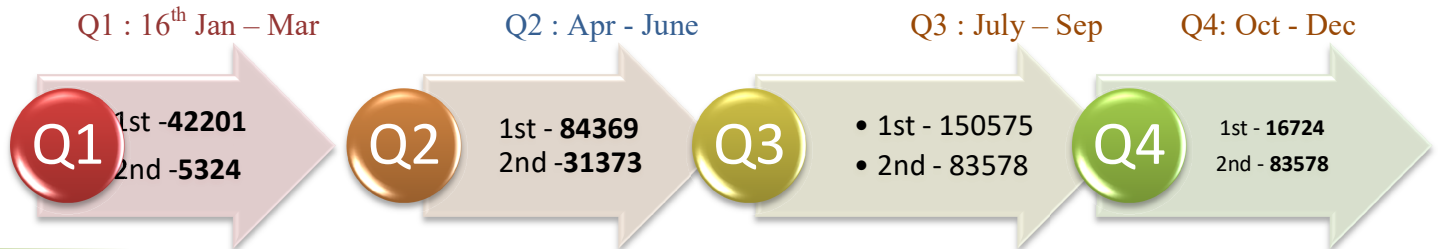


# Race Against Time – Vaccination Quarterly Status

(Q1:16<sup>th</sup> Jan-Mar, Q2: Apr-June, Q3: July-Sep, Q4: Oct - Dec)

## Daily Average Doses Administered per Quarter

In the first Quarter, only 42201 first doses and 5324 second doses were administered daily on average. During the second, third and fourth quarters, the daily vaccination of the first and second doses increased significantly.



## Vaccination Achievement per Quarter

In the third quarter of the immunization drive, 52% of the eligible population (18 + age) in Kerala were given the first dose and 29% the second dose.

## Dose Progression

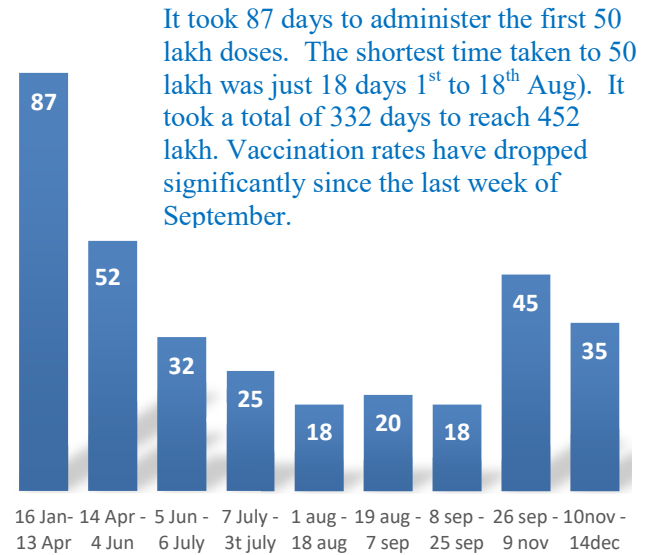
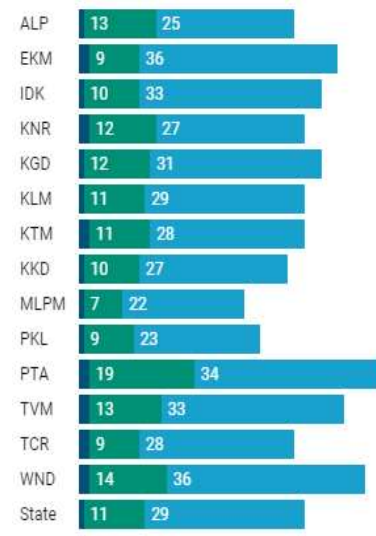
The chart shows the days taken for total COVID-19 Vaccination doses (both first and second) in Kerala to cross every 50 lakh dose mark

■ Q1 ■ Q2 ■ Q3

### First Dose



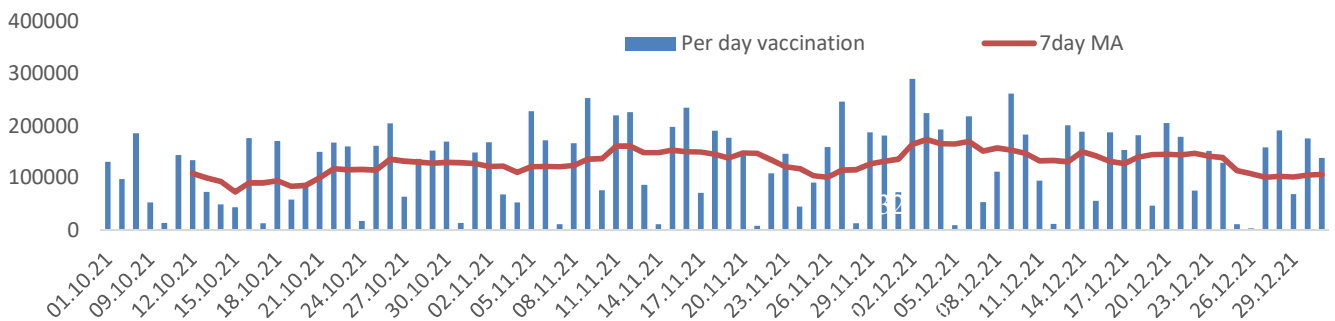
### Second Dose



It took 87 days to administer the first 50 lakh doses. The shortest time taken to 50 lakh was just 18 days 1<sup>st</sup> to 18<sup>th</sup> Aug). It took a total of 332 days to reach 452 lakh. Vaccination rates have dropped significantly since the last week of September.

## Vaccine Administered per Day and 7 days Moving Average in Last Quarter (Oct -Dec)

The seven-day moving average of daily doses in the last quarter showed a peak on December 2<sup>nd</sup> and continued to fluctuate thereafter



## Important Message to the Public

- a. *Infection or infection rate is only a part and disease manifestation of disease is to be monitored*
- b. *Fatality among vaccinated people is very less. Disease severity among vaccinated people is less.*
- c. *People with comorbidity should be careful. Once detected covid positive they should get admitted and do not stay at home.*
- d. *Death in covid positive cases are among unvaccinated people, especially having comorbidities like Diabetes and Hypertension*
- e. *Late arrival to hospitals is one of the reason for Death among people with comorbidities*
- f. *Vaccinated people, only if symptomatic are advised to consult Doctor.*
- g. *Non Vaccinated people, if symptomatic, may do RTPCR test*
- h. *Antigen testing is only for emergency purpose*
- i. *Non vaccinated people with co-morbidities to do testing by RTPCR and consult doctor*
- j. *Repeat RTPCR is not needed among the people who are detected COVID positive in the previous 2 months*
- k. *All young person detected positive and at home isolation should do glucose test*

TABLE1.Total Vaccination done in the State as on 12/08/2022 midnight

| State Summary (15+ years)-Total doses administered till 13/08/2022 at 12 AM |                   |                    |             |                    |             |                  |            |                          |
|-----------------------------------------------------------------------------|-------------------|--------------------|-------------|--------------------|-------------|------------------|------------|--------------------------|
| District                                                                    | Target            | First Dose         | Percent age | Second Dose        | Percentage* | Precaution Dose  | Percentage | Total doses administered |
| Alappuzha                                                                   | 1829568           | 1738680            | 95%         | 1625919            | 89%         | 241061           | 16%        | 36,05,660                |
| Ernakulam                                                                   | 3217878           | 3312095            | 104%        | 2840381            | 89%         | 334690           | 13%        | 64,87,166                |
| Idukki                                                                      | 950762            | 961755             | 101%        | 811793             | 85%         | 69774            | 9%         | 18,43,322                |
| Kannur                                                                      | 2100307           | 2171922            | 103%        | 1925538            | 92%         | 190868           | 11%        | 42,88,328                |
| Kasaragod                                                                   | 1092141           | 1058584            | 97%         | 888097             | 81%         | 60230            | 8%         | 20,06,911                |
| Kollam                                                                      | 2268371           | 2230585            | 98%         | 1944878            | 86%         | 213098           | 12%        | 43,88,561                |
| Kottayam                                                                    | 1704500           | 1679716            | 99%         | 1488549            | 87%         | 182912           | 14%        | 33,51,177                |
| Kozhikode                                                                   | 2746273           | 2700758            | 98%         | 2240253            | 82%         | 185895           | 9%         | 51,26,906                |
| Malappuram                                                                  | 3386535           | 3459584            | 102%        | 2702718            | 80%         | 165259           | 7%         | 63,27,561                |
| Palakkad                                                                    | 2349082           | 2342032            | 100%        | 2032675            | 87%         | 220022           | 12%        | 45,94,729                |
| Pathanamthitta                                                              | 1118564           | 1157330            | 103%        | 991676             | 89%         | 168378           | 18%        | 23,17,384                |
| Thiruvananthapuram                                                          | 2914006           | 2897416            | 99%         | 2524911            | 87%         | 313854           | 14%        | 57,36,181                |
| Thrissur                                                                    | 2767777           | 2648308            | 96%         | 2471330            | 89%         | 383393           | 17%        | 55,03,031                |
| Wayanad                                                                     | 716933            | 750465             | 105%        | 652055             | 91%         | 52633            | 9%         | 14,55,153                |
| <b>Grand Total</b>                                                          | <b>29,162,697</b> | <b>2,91,09,230</b> | <b>100%</b> | <b>2,51,40,773</b> | <b>86%</b>  | <b>27,82,067</b> | <b>12%</b> | <b>5,70,32,070</b>       |

TABLE2.Covid-19 Vaccination Center Functional in the State as on 12/08/2022 midnight(13/08/2022 12AM)

| DISTRICTS          | 12+       | 15+        | 18+        | Total      |
|--------------------|-----------|------------|------------|------------|
| Alappuzha          | 0         | 84         | 9          | 93         |
| Ernakulam          | 4         | 14         | 88         | 106        |
| Idukki             | 6         | 5          | 17         | 28         |
| Kannur             | 7         | 8          | 36         | 51         |
| Kasaragod          | 7         | 3          | 47         | 57         |
| Kollam             | 9         | 12         | 35         | 56         |
| Kottayam           | 0         | 19         | 27         | 46         |
| Kozhikode          | 5         | 32         | 36         | 73         |
| Malappuram         | 9         | 12         | 39         | 60         |
| Palakkad           | 5         | 3          | 39         | 47         |
| Pathanamthitta     | 2         | 6          | 12         | 20         |
| Thiruvananthapuram | 0         | 1          | 126        | 127        |
| Thrissur           | 0         | 28         | 58         | 86         |
| Wayanad            | 6         | 6          | 8          | 20         |
| <b>GrandTotal</b>  | <b>60</b> | <b>233</b> | <b>577</b> | <b>870</b> |

TABLE3. Health Care Workers Coverage as on 12/08/2022 midnight

| <i>DISTRICT</i>           | <i>1st DOSE</i> | <i>2nd Dose</i> | <i>% fully vaccinated</i> | <i>Precaution dose</i> | <i>Precaution dose (%) *</i> |
|---------------------------|-----------------|-----------------|---------------------------|------------------------|------------------------------|
| <b>Alappuzha</b>          | 29023           | 27257           | 94%                       | 15076                  | 55%                          |
| <b>Ernakulam</b>          | 85572           | 75884           | 89%                       | 34345                  | 45%                          |
| <b>Idukki</b>             | 13556           | 13026           | 96%                       | 6703                   | 52%                          |
| <b>Kannur</b>             | 40390           | 37571           | 93%                       | 19845                  | 53%                          |
| <b>Kasaragod</b>          | 11611           | 10826           | 93%                       | 5203                   | 48%                          |
| <b>Kollam</b>             | 36043           | 33843           | 94%                       | 16698                  | 50%                          |
| <b>Kottayam</b>           | 38708           | 36342           | 94%                       | 18471                  | 51%                          |
| <b>Kozhikode</b>          | 52736           | 47980           | 91%                       | 19972                  | 42%                          |
| <b>Malappuram</b>         | 44835           | 42027           | 94%                       | 19762                  | 47%                          |
| <b>Palakkad</b>           | 34677           | 32044           | 92%                       | 16977                  | 53%                          |
| <b>Pathanamthitta</b>     | 29338           | 25113           | 86%                       | 13080                  | 52%                          |
| <b>Thiruvananthapuram</b> | 73435           | 66451           | 90%                       | 29980                  | 45%                          |
| <b>Thrissur</b>           | 51910           | 49226           | 95%                       | 29006                  | 59%                          |
| <b>Wayanad</b>            | 13980           | 13300           | 95%                       | 7038                   | 53%                          |
| <b>Grand Total</b>        | <b>555814</b>   | <b>510890</b>   | <b>92%</b>                | <b>252156</b>          | <b>50%</b>                   |

1st Dose coverage for HCW is 100%

\*Proportion of beneficiaries who are eligible ( completed 9 months after 2nd dose )

TABLE4. Frontline workers Coverage as on 12/08/2022 midnight

| <i>DISTRICT</i>           | <i>1st dose</i> | <i>2nd Dose</i> | <i>% fully vaccinated</i> | <i>Precaution dose</i> | <i>Precaution dose(%) *</i> |
|---------------------------|-----------------|-----------------|---------------------------|------------------------|-----------------------------|
| <b>Alappuzha</b>          | 39132           | 36777           | 94%                       | 14896                  | 41%                         |
| <b>Ernakulam</b>          | 54937           | 50382           | 92%                       | 20220                  | 40%                         |
| <b>Idukki</b>             | 22997           | 21367           | 93%                       | 6469                   | 30%                         |
| <b>Kannur</b>             | 41386           | 39988           | 97%                       | 14264                  | 36%                         |
| <b>Kasaragod</b>          | 24615           | 22504           | 91%                       | 6850                   | 31%                         |
| <b>Kollam</b>             | 42237           | 38881           | 92%                       | 12013                  | 31%                         |
| <b>Kottayam</b>           | 32142           | 30619           | 95%                       | 12237                  | 40%                         |
| <b>Kozhikode</b>          | 55275           | 52587           | 95%                       | 11000                  | 21%                         |
| <b>Malappuram</b>         | 53922           | 51316           | 95%                       | 15685                  | 31%                         |
| <b>Palakkad</b>           | 48097           | 45578           | 95%                       | 18858                  | 41%                         |
| <b>Pathanamthitta</b>     | 25252           | 22558           | 89%                       | 8063                   | 36%                         |
| <b>Thiruvananthapuram</b> | 73013           | 67689           | 93%                       | 26543                  | 39%                         |
| <b>Thrissur</b>           | 41911           | 40761           | 97%                       | 20851                  | 51%                         |
| <b>Wayanad</b>            | 17022           | 16102           | 95%                       | 4649                   | 29%                         |
| <b>Grand Total</b>        | <b>571938</b>   | <b>537109</b>   | <b>94%</b>                | <b>192598</b>          | <b>36%</b>                  |

1st Dose coverage for FLW is 100%

\*Proportion of beneficiaries who are eligible ( completed 9 months after 2nd dose )



TABLE5.Age-Appropriate Group (45-59 Years) Coverage as on 12/08/2022 midnight

| Table 5: Age appropriate group (45-59 years) coverage |                |                   |            |                   |                             |                 |           |
|-------------------------------------------------------|----------------|-------------------|------------|-------------------|-----------------------------|-----------------|-----------|
| 45-59 years Coverage as on                            |                |                   | 13/08/2022 | at 12 AM          |                             |                 |           |
| District                                              | Target         | 1st Dose Coverage | Percentage | 2nd Dose Coverage | Percentage fully vaccinated | Precaution dose | %         |
| Alappuzha                                             | 535436         | 439179            | 82%        | 417075            | 78%                         | 30240           | 7%        |
| Ernakulam                                             | 809349         | 784036            | 97%        | 704650            | 87%                         | 36397           | 5%        |
| Idukki                                                | 237564         | 247047            | 104%       | 219577            | 92%                         | 8708            | 4%        |
| Kannur                                                | 527295         | 516095            | 98%        | 481331            | 91%                         | 20184           | 4%        |
| Kasaragod                                             | 253027         | 252365            | 100%       | 224484            | 89%                         | 5539            | 2%        |
| Kollam                                                | 541201         | 560347            | 104%       | 503923            | 93%                         | 25273           | 5%        |
| Kottayam                                              | 478470         | 414329            | 87%        | 375799            | 79%                         | 15714           | 4%        |
| Kozhikode                                             | 658949         | 655581            | 99%        | 583322            | 89%                         | 21604           | 4%        |
| Malappuram                                            | 733338         | 723431            | 99%        | 631470            | 86%                         | 21695           | 4%        |
| Palakkad                                              | 614226         | 547424            | 89%        | 501537            | 82%                         | 30158           | 6%        |
| Pathanamthitta                                        | 264372         | 281973            | 107%       | 252206            | 95%                         | 15330           | 6%        |
| Thiruvananthapuram                                    | 735836         | 682008            | 93%        | 615036            | 84%                         | 34283           | 6%        |
| Thrissur                                              | 689418         | 664347            | 96%        | 627411            | 91%                         | 61821           | 10%       |
| Wayanad                                               | 170537         | 177177            | 104%       | 164412            | 96%                         | 5397            | 3%        |
| <b>Grand Total</b>                                    | <b>7249018</b> | <b>69,45,339</b>  | <b>96%</b> | <b>63,02,233</b>  | <b>87%</b>                  | <b>332343</b>   | <b>5%</b> |

TABLE6.Age-Appropriate Group (≥60 Years) Coverage as on 12/08/2022midnight

| Table 6: Age appropriate group (≥ 60 years) coverage |                |                   |             |                   |                             |                  |            |
|------------------------------------------------------|----------------|-------------------|-------------|-------------------|-----------------------------|------------------|------------|
| ≥ 60 years Coverage as on                            |                |                   | 13/08/2022  | at 12 AM          |                             |                  |            |
| District                                             | Target         | 1st Dose Coverage | Percentage  | 2nd Dose Coverage | Percentage fully vaccinated | Precaution dose  | %          |
| Alappuzha                                            | 424565         | 429234            | 101%        | 401622            | 95%                         | 155871           | 39%        |
| Ernakulam                                            | 673885         | 676668            | 100%        | 622291            | 92%                         | 201763           | 33%        |
| Idukki                                               | 193981         | 194635            | 100%        | 173460            | 89%                         | 39422            | 23%        |
| Kannur                                               | 438602         | 444619            | 101%        | 413287            | 94%                         | 120277           | 29%        |
| Kasaragod                                            | 182460         | 181753            | 100%        | 160563            | 88%                         | 37288            | 23%        |
| Kollam                                               | 497558         | 499710            | 100%        | 456120            | 92%                         | 137769           | 31%        |
| Kottayam                                             | 418008         | 419891            | 100%        | 385080            | 92%                         | 122823           | 32%        |
| Kozhikode                                            | 526896         | 529437            | 100%        | 480914            | 91%                         | 115595           | 24%        |
| Malappuram                                           | 477642         | 488308            | 102%        | 435675            | 91%                         | 88997            | 21%        |
| Palakkad                                             | 437708         | 439931            | 101%        | 402921            | 92%                         | 128498           | 32%        |
| Pathanamthitta                                       | 311297         | 312417            | 100%        | 281191            | 90%                         | 119474           | 43%        |
| Thiruvananthapuram                                   | 630465         | 633281            | 100%        | 572506            | 91%                         | 187850           | 33%        |
| Thrissur                                             | 581781         | 588451            | 101%        | 559387            | 96%                         | 219750           | 40%        |
| Wayanad                                              | 128009         | 128337            | 100%        | 114593            | 90%                         | 31116            | 27%        |
| <b>Grand Total</b>                                   | <b>5922857</b> | <b>59,66,672</b>  | <b>101%</b> | <b>54,59,610</b>  | <b>92%</b>                  | <b>17,06,493</b> | <b>32%</b> |

TABLE 6. Age-Appropriate Group (18-44 Years) Coverage as on 12/08/2022 midnight

| 18-44 years Coverage as on 13/08/2022 at 12 AM |                 |                    |            |                    |                             |                 |           |
|------------------------------------------------|-----------------|--------------------|------------|--------------------|-----------------------------|-----------------|-----------|
| District                                       | Target          | First Dose         |            |                    |                             |                 |           |
|                                                |                 | 1st Dose Coverage  | Percentage | 2nd Dose Coverage  | Percentage fully vaccinated | Precaution dose | %         |
| Alappuzha                                      | 744178          | 670796             | 90%        | 637599             | 86%                         | 24978           | 4%        |
| Ernakulam                                      | 1470864         | 1513369            | 103%       | 1243514            | 85%                         | 41965           | 4%        |
| Idukki                                         | 437537          | 420068             | 96%        | 336817             | 77%                         | 8472            | 3%        |
| Kannur                                         | 947964          | 966818             | 102%       | 837932             | 88%                         | 16298           | 2%        |
| Kasaragod                                      | 556876          | 502519             | 90%        | 413629             | 74%                         | 5350            | 1%        |
| Kollam                                         | 1054752         | 934107             | 89%        | 800350             | 76%                         | 21345           | 3%        |
| Kottayam                                       | 665544          | 656617             | 99%        | 573260             | 86%                         | 13667           | 3%        |
| Kozhikode                                      | 1313678         | 1225118            | 93%        | 979683             | 75%                         | 17724           | 2%        |
| Malappuram                                     | 1777378         | 1834311            | 103%       | 1406421            | 79%                         | 19120           | 1%        |
| Palakkad                                       | 1088327         | 1087977            | 100%       | 925328             | 85%                         | 25531           | 3%        |
| Pathanamthitta                                 | 460819          | 443944             | 96%        | 360210             | 78%                         | 12431           | 4%        |
| Thiruvananthapuram                             | 1309099         | 1250799            | 96%        | 1072765            | 82%                         | 35198           | 3%        |
| Thrissur                                       | 1274465         | 1099615            | 86%        | 1036548            | 81%                         | 51965           | 5%        |
| Wayanad                                        | 361152          | 354949             | 98%        | 303860             | 84%                         | 4433            | 2%        |
| <b>Grand Total</b>                             | <b>13462633</b> | <b>1,29,61,007</b> | <b>96%</b> | <b>1,09,27,916</b> | <b>81%</b>                  | <b>298477</b>   | <b>3%</b> |
| <b>*Among those who have taken first dose</b>  |                 |                    |            |                    |                             |                 |           |

TABLE 7. Age-Appropriate Group (15-17 Years) Coverage as on 12/08/2022 midnight

| 15-17 years Coverage as on 13/08/2022 at 12 AM |                  |                   |            |                   |                             |
|------------------------------------------------|------------------|-------------------|------------|-------------------|-----------------------------|
| District                                       | Target           | 1st Dose Coverage | Percentage | 2nd Dose Coverage | Percentage fully vaccinated |
| Alappuzha                                      | 80832            | 80161             | 99%        | 67104             | 83%                         |
| Ernakulam                                      | 140530           | 120838            | 86%        | 94386             | 67%                         |
| Idukki                                         | 51339            | 39089             | 76%        | 31476             | 61%                         |
| Kannur                                         | 97722            | 102893            | 105%       | 77269             | 79%                         |
| Kasaragod                                      | 60496            | 52990             | 88%        | 36852             | 61%                         |
| Kollam                                         | 105234           | 100037            | 95%        | 75591             | 72%                         |
| Kottayam                                       | 85400            | 72103             | 84%        | 56517             | 66%                         |
| Kozhikode                                      | 143028           | 115724            | 81%        | 66893             | 47%                         |
| Malappuram                                     | 241212           | 195138            | 81%        | 98199             | 41%                         |
| Palakkad                                       | 132742           | 119714            | 90%        | 90181             | 68%                         |
| Pathanamthitta                                 | 48854            | 40820             | 84%        | 33198             | 68%                         |
| Thiruvananthapuram                             | 145238           | 114523            | 79%        | 82512             | 57%                         |
| Thrissur                                       | 123540           | 126292            | 102%       | 101342            | 82%                         |
| Wayanad                                        | 29245            | 37282             | 127%       | 26698             | 91%                         |
| <b>Grand Total</b>                             | <b>15,34,000</b> | <b>13,17,604</b>  | <b>86%</b> | <b>9,38,218</b>   | <b>61%</b>                  |

Table 8: Age appropriate group (12-14 years) Coverage as on 12/08/2022 midnight

| 12-14 years Coverage as on 13/08/2022 at 12 AM |                  |                   |            |                   |                             |
|------------------------------------------------|------------------|-------------------|------------|-------------------|-----------------------------|
| District                                       | Target           | 1st Dose Coverage | Percentage | 2nd Dose Coverage | Percentage fully vaccinated |
| Alappuzha                                      | 43284            | 51155             | 118%       | 38485             | 89%                         |
| Ernakulam                                      | 90244            | 76675             | 85%        | 49274             | 55%                         |
| Idukki                                         | 29672            | 24363             | 82%        | 16070             | 54%                         |
| Kannur                                         | 89079            | 59721             | 67%        | 38160             | 43%                         |
| Kasaragod                                      | 39968            | 32731             | 82%        | 19239             | 48%                         |
| Kollam                                         | 69984            | 58104             | 83%        | 36170             | 52%                         |
| Kottayam                                       | 55571            | 45926             | 83%        | 30932             | 56%                         |
| Kozhikode                                      | 103644           | 66887             | 65%        | 28874             | 28%                         |
| Malappuram                                     | 159652           | 119639            | 75%        | 37610             | 24%                         |
| Palakkad                                       | 75249            | 64212             | 85%        | 35086             | 47%                         |
| Pathanamthitta                                 | 33203            | 23586             | 71%        | 17200             | 52%                         |
| Thiruvananthapuram                             | 93804            | 70357             | 75%        | 47952             | 51%                         |
| Thrissur                                       | 99789            | 75782             | 76%        | 56655             | 57%                         |
| Wayanad                                        | 27857            | 21718             | 78%        | 13090             | 47%                         |
| <b>Grand Total</b>                             | <b>10,11,000</b> | <b>7,90,856</b>   | <b>78%</b> | <b>4,64,797</b>   | <b>46%</b>                  |

TABLE9.State Summary (18+) as on 12/08/2022 midnight

| State Summary (18+) 13/08/2022 at 12 AM |                    |                    |             |                    |             |                 |            |
|-----------------------------------------|--------------------|--------------------|-------------|--------------------|-------------|-----------------|------------|
| District                                | Target             | First Dose         | Percentage  | Second Dose        | Percentage* | Precaution Dose | Percentage |
| Alappuzha                               | 1704179            | 1607364            | 94%         | 1520330            | 89%         | 241061          | 16%        |
| Ernakulam                               | 2954098            | 3114582            | 105%        | 2696721            | 91%         | 334690          | 13%        |
| Idukki                                  | 869082             | 898303             | 103%        | 764247             | 88%         | 69774           | 9%         |
| Kannur                                  | 1913861            | 2009308            | 105%        | 1810109            | 95%         | 190868          | 11%        |
| Kasaragod                               | 992363             | 972863             | 98%         | 832006             | 84%         | 60230           | 8%         |
| Kollam                                  | 2093511            | 2072444            | 99%         | 1833117            | 88%         | 213098          | 12%        |
| Kottayam                                | 1562022            | 1561687            | 100%        | 1401100            | 90%         | 182912          | 14%        |
| Kozhikode                               | 2499523            | 2518147            | 101%        | 2144486            | 86%         | 185895          | 9%         |
| Malappuram                              | 2988358            | 3144807            | 105%        | 2566909            | 86%         | 165259          | 7%         |
| Palakkad                                | 2140261            | 2158106            | 101%        | 1907408            | 89%         | 220022          | 12%        |
| Pathanamthitta                          | 1036488            | 1092924            | 105%        | 941278             | 91%         | 168378          | 18%        |
| Thiruvananthapuram                      | 2675400            | 2712536            | 101%        | 2394447            | 89%         | 313854          | 14%        |
| Thrissur                                | 2545664            | 2446234            | 96%         | 2313333            | 91%         | 383393          | 17%        |
| Wayanad                                 | 659698             | 691465             | 105%        | 612267             | 93%         | 52633           | 9%         |
| <b>Grand Total</b>                      | <b>2,66,34,508</b> | <b>2,70,00,770</b> | <b>101%</b> | <b>2,37,37,758</b> | <b>89%</b>  | <b>2782067</b>  | <b>12%</b> |

\*Revised target population(> 18 years) as per MOHFW is 2.67 crores

\*As per letter from Additional Secretary MOHFW- D O No 2317579/2021/Imm dated 15/09/2021

TABLE 10. Achievement for the day 12/08/2022 midnight

| Daily achievement  |             | 12/08/2022  |                 |                          |
|--------------------|-------------|-------------|-----------------|--------------------------|
| District           | First Dose  | Second Dose | Precaution dose | Total Doses Administered |
| Alappuzha          | 20          | 138         | 1659            | 1817                     |
| Ernakulam          | 99          | 416         | 3795            | 4310                     |
| Idukki             | 64          | 135         | 590             | 789                      |
| Kannur             | 233         | 272         | 1395            | 1900                     |
| Kasaragod          | 351         | 408         | 163             | 922                      |
| Kollam             | 69          | 232         | 1744            | 2045                     |
| Kottayam           | 36          | 231         | 510             | 777                      |
| Kozhikode          | 89          | 319         | 1054            | 1462                     |
| Malappuram         | 789         | 1020        | 2121            | 3930                     |
| Palakkad           | 115         | 417         | 4011            | 4543                     |
| Pathanamthitta     | 13          | 48          | 598             | 659                      |
| Thiruvananthapuram | 84          | 240         | 2589            | 2913                     |
| Thrissur           | 25          | 135         | 2184            | 2344                     |
| Wayanad            | 270         | 323         | 510             | 1103                     |
| <b>Grand Total</b> | <b>2257</b> | <b>4334</b> | <b>22923</b>    | <b>29514</b>             |

\*\* Vaccine stock details couldn't be downloaded from e-VIN portal as the portal is down.

TABLE11.COVID Vaccination related sites

|                                                                                                                                                                                                                                                                                                                                                                                                                   |
|-------------------------------------------------------------------------------------------------------------------------------------------------------------------------------------------------------------------------------------------------------------------------------------------------------------------------------------------------------------------------------------------------------------------|
| <a href="mailto:support@cowin.gov.in">support@cowin.gov.in</a><br><a href="https://www.cowin.gov.in/home">https://www.cowin.gov.in/home</a><br><a href="https://dashboard.kerala.gov.in/">https://dashboard.kerala.gov.in/</a><br><a href="https://dhs.kerala.gov.in/https://aogyakeralam.gov.in/https://sha.kerala.gov.in/">https://dhs.kerala.gov.in/https://aogyakeralam.gov.in/https://sha.kerala.gov.in/</a> |
|-------------------------------------------------------------------------------------------------------------------------------------------------------------------------------------------------------------------------------------------------------------------------------------------------------------------------------------------------------------------------------------------------------------------|

TABLE10.COVID Vaccination related Helpline numbers

| National/State/District | Line1       | Line2          | Line3        |
|-------------------------|-------------|----------------|--------------|
| National Helpline       | 1075        | +91 1123978046 | 0120 4473222 |
| Disha                   | 1056        | 04712552056    |              |
| StateCallCenter         | 04712309251 | 04712309252    | 04712309255  |
| Thiruvananthapuram      | 9188610100  | 1077           |              |
| Kollam                  | 04742797609 | 8589015556     |              |
| Pathanamthitta          | 04682222515 | 04682228220    |              |
| Alappuzha               | 04772239999 |                |              |
| Kottayam                | 04812565200 | 04812304800    | 04812581900  |
| Idukki                  | 18004255640 | 04862232220    | 04862233118  |
| Ernakulam               | 9072303861  |                |              |
| Thrissur                | 9400066921  | 9400066922     | 9400066923   |
| Palakkad                | 04912505264 | 04912505189    | 8943341439   |
| Malappuram              | 04832733253 | 04832737858    | 04832733252  |
| Kozhikode               | 7594001442  |                |              |
| Wayanad                 | 04936202343 | 04936202375    | 9072510900   |
| Kannur                  | 04972700194 |                |              |
| Kasargod                | 9061076590  | 9061079244     | 9061078026   |