



കേരള സർക്കാർ

www.health.kerala.gov.in

**COVID-19 OUTBREAK CONTROL AND PREVENTION STATE CELL
HEALTH&FAMILY WELFARE DEPARTMENT
Govt of Kerala**

controlroomdhskerala@gmail.com

www.dhs.kerala.gov.in

Kerala HEALTH-COVID-19 DAILY VACCINATION BULLETIN

Date: 13/08/2022

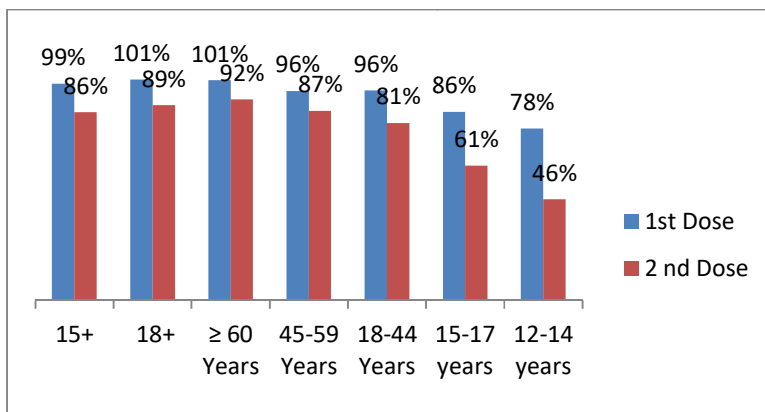
**OUR HEALTH OUR RESPONSIBILITY
VACCINE ADVISORY**

- *People who are vaccinated with Covid Vaccine are reported to have reduced Covid related ICU admissions, serious disease and death.*
- *Early vaccination is useful to safeguard our life from this deadly disease.*
- *Vaccination sessions are planned as per the availability of vaccine. All are requested to cooperate.*
- *After receiving the first dose, second dose of Covishield vaccine is to be taken between 12–16weeks and second dose of Covaxin between 4-6 weeks.*
- *Covid vaccination is currently available to all above 12years. Children in 12-14 age group will get Corbevax and Children in 15-18 age group will get Covaxin.*
- *All person above 18 years will get precaution dose after 9 months or 39 weeks from the second dose. Health Staffs, Frontline workers and people above 60 years will get precaution dose free of cost from government CVC and others will get precaution dose from private CVC at the rate fixed by the Government . The Same vaccine administered as first and second dose is to be taken as precaution dose. People above 60 years with co-morbidities should take medical advice before receiving precaution dose.*
- *Vaccination is available free of cost in all Government covid vaccination centers, and at a nominal rate (as per the Gol order F.No.2079203/2021/Immunization) in selected private Hospitals.*
- **ENSURE ALL YOUR ELIGIBLE FAMILY MEMBERS ARE PROTECTED BY RECEIVING ANY OF THE AVAILABLE COVID VACCINE.**
- **“COVAXIN, COVISHIELD AND CORBEVAX ARE EQUALLY EFFECTIVE AND SAFE”**
- **“BE FULLY PROTECTED – GET THE SECOND DOSE AND PRECAUTION DOSE AT YOUR SCHEDULED TIME”**

ANALYSIS


COVID-19 mass vaccinations are showing signs of preventing illness and steep decline in cases and hospital admissions in countries which done vaccination. Kerala started its vaccination for health care workers from January 16, 2021. The COVID-19 Vaccines Operational Guidelines issued by the Ministry of Health and Family Welfare, Govt. of India, 28th December 2020 and all subsequent Guidelines issued by Ministry of Health and Family Welfare, Govt of India are followed at the sites and all vaccination lanes

Summary of COVID Vaccine Administered as on 13/08/2022 midnight



- 99%** of eligible population vaccinated with a single dose till August 13
- 86%** of eligible population vaccinated with double dose till August 13
- State has vaccinated about **86%** of children aged 15 - 17 years with a single dose

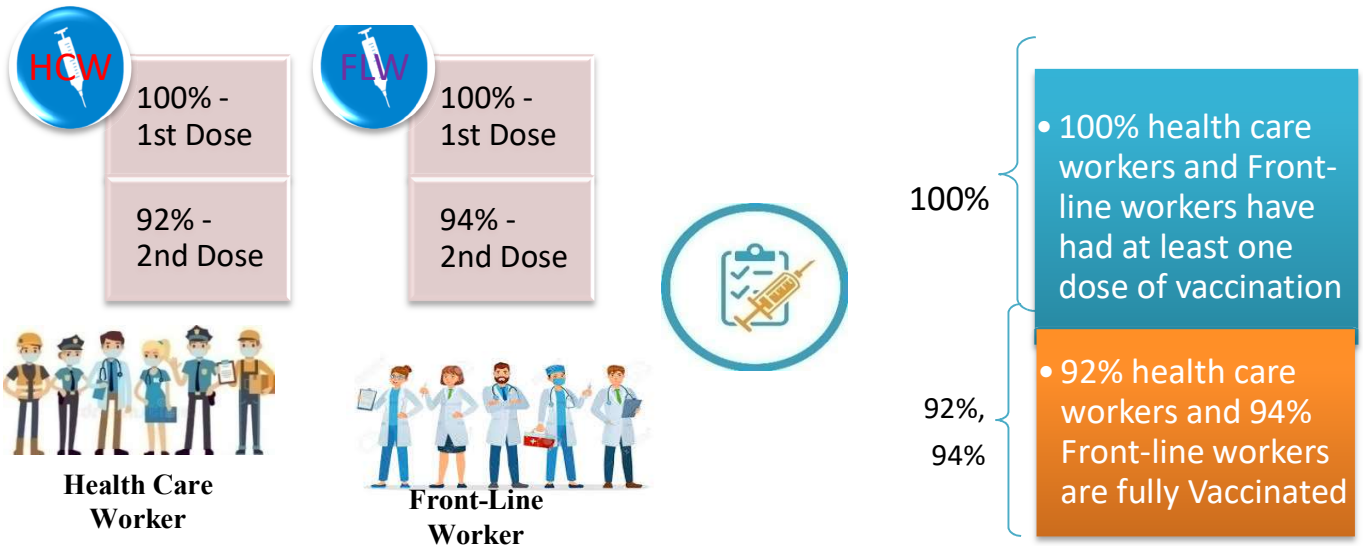
Time Line of Vaccination Coverage



Kerala began administration of COVID 19 Vaccines on 16th January, 2021. As of 13th August 2022, Kerala has administered over 55 million doses overall, including first and second doses of vaccines.

Over 99 per cent of the eligible population (15 + years) in Kerala has been administered the first dose of the Covid-19 vaccine. The state has achieved the target within 510 days since the beginning of the vaccination drive on January 16, 2021

Health Care Workers & Front-line Workers Vaccinated



Are You Vaccinated? You Still Need to Practice: SMS

- Even after vaccination, follow COVID appropriate behavior
- Practice Social Distancing and greet without physical contact
- Always wear clean face mask
- Wash your hands thoroughly and frequently or use hand sanitizer
- Follow the current COVID 19 guidelines to prevent further spread
- Stay Safe. Stay Strong. Get Vaccinated



Even After Getting Vaccinated Keep Taking Precautions to Protect Your Self



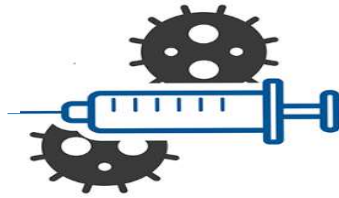
The Race Towards Full Vaccination - Weekly Trend

30th July – 5th Aug, 2022

Kerala Administered over

1.87 Lakh

COVID Vaccine Doses during 30th July to 5th Aug, 2022



From 30th July to 5th Aug, 2022 on average

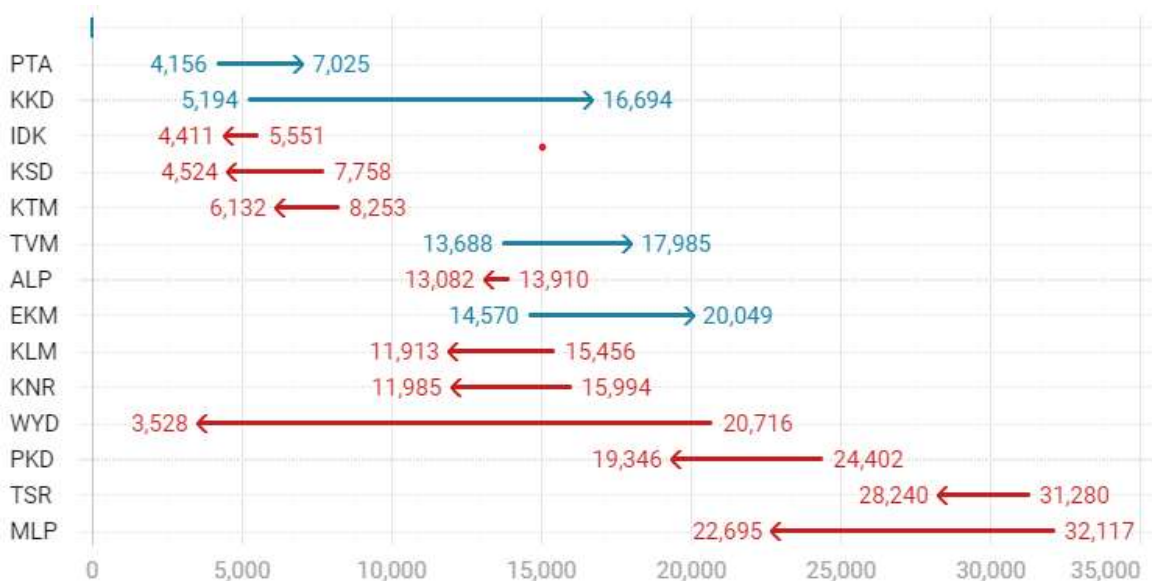
0.27 lakh

doses were administered daily.

Average Doses Administered Per day per week (in 1000)



Trend in average per day vaccination (in 1000) for the last two weeks



Race Against Time – Vaccination Quarterly Status

(Q1:16th Jan-Mar, Q2: Apr-June, Q3: July-Sep, Q4: Oct - Dec)

Daily Average Doses Administered per Quarter

In the first Quarter, only 42201 first doses and 5324 second doses were administered daily on average. During the second, third and fourth quarters, the daily vaccination of the first and second doses increased significantly.



Vaccination Achievement per Quarter

In the third quarter of the immunization drive, 52% of the eligible population (18 + age) in Kerala were given the first dose and 29% the second dose.

■ Q1 ■ Q2 ■ Q3

First Dose

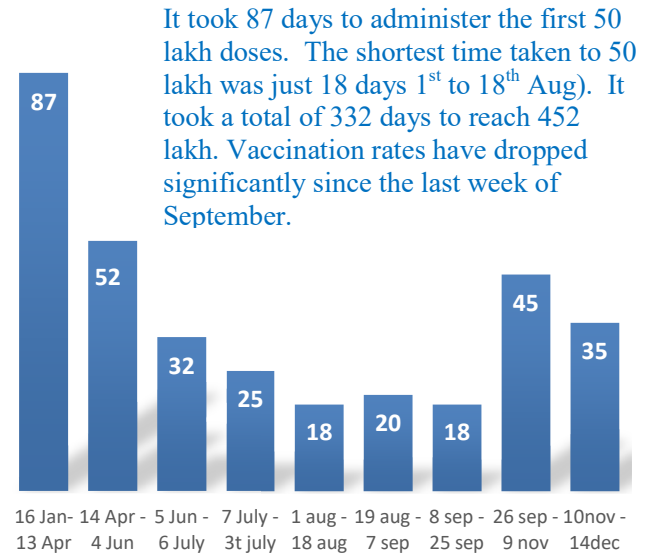


Second Dose



Dose Progression

The chart shows the days taken for total COVID-19 Vaccination doses (both first and second) in Kerala to cross every 50 lakh dose mark



Vaccine Administered per Day and 7 days Moving Average in Last Quarter (Oct -Dec)

The seven-day moving average of daily doses in the last quarter showed a peak on December 2nd and continued to fluctuate thereafter



Important Message to the Public

- a. *Infection or infection rate is only a part and disease manifestation of disease is to be monitored*
- b. *Fatality among vaccinated people is very less. Disease severity among vaccinated people is less.*
- c. *People with comorbidity should be careful. Once detected covid positive they should get admitted and do not stay at home.*
- d. *Death in covid positive cases are among unvaccinated people, especially having comorbidities like Diabetes and Hypertension*
- e. *Late arrival to hospitals is one of the reason for Death among people with comorbidities*
- f. *Vaccinated people, only if symptomatic are advised to consult Doctor.*
- g. *Non Vaccinated people, if symptomatic, may do RTPCR test*
- h. *Antigen testing is only for emergency purpose*
- i. *Non vaccinated people with co-morbidities to do testing by RTPCR and consult doctor*
- j. *Repeat RTPCR is not needed among the people who are detected COVID positive in the previous 2 months*
- k. *All young person detected positive and at home isolation should do glucose test*

TABLE1.Total Vaccination done in the State as on 13/08/2022 midnight

State Summary (15+ years)-Total doses administered till 14/08/2022 at 12 AM								
District	Target	First Dose	Percent age	Second Dose	Percentage*	Precaution Dose	Percentage	Total doses administered
Alappuzha	1829568	1607379	94%	1520411	89%	243169	17%	1607379
Ernakulam	3217878	3114595	105%	2696774	91%	335158	13%	3114595
Idukki	950762	898304	103%	764257	88%	69839	9%	898304
Kannur	2100307	2009316	105%	1810136	95%	191150	11%	2009316
Kasaragod	1092141	972885	98%	832056	84%	60417	8%	972885
Kollam	2268371	2072458	99%	1833148	88%	213423	12%	2072458
Kottayam	1704500	1561693	100%	1401172	90%	183304	14%	1561693
Kozhikode	2746273	2518185	101%	2144567	86%	186474	9%	2518185
Malappuram	3386535	3144834	105%	2567016	86%	166111	7%	3144834
Palakkad	2349082	2158118	101%	1907472	89%	220838	12%	2158118
Pathanamthitta	1118564	1092929	105%	941288	91%	168477	18%	1092929
Thiruvananthapuram	2914006	2712540	101%	2394462	89%	314036	14%	2712540
Thrissur	2767777	2446291	96%	2313570	91%	389307	18%	2446291
Wayanad	716933	691470	105%	612292	93%	52963	9%	691470
Grand Total	29,162,697	2,70,00,997	101%	2,37,38,621	89%	2794666	12%	2,70,00,997

TABLE2.Covid-19 Vaccination Center Functional in the State as on 13/08/2022 midnight(14/08/2022 12AM)

DISTRICTS	12+	15+	18+	Total
Alappuzha	84	0	87	171
Ernakulam	25	3	27	55
Idukki	1	1	5	7
Kannur	2	0	13	15
Kasaragod	0	1	6	7
Kollam	15	6	10	31
Kottayam	81	81	9	171
Kozhikode	7	8	22	37
Malappuram	4	8	11	23
Palakkad	0	1	18	19
Pathanamthitta	13	2	6	21
Thiruvananthapuram	120	0	7	127
Thrissur	105	1	129	235
Wayanad	1	1	2	4
GrandTotal	458	113	352	923

TABLE3. Health Care Workers Coverage as on 13/08/2022 midnight

<i>DISTRICT</i>	<i>1st DOSE</i>	<i>2nd Dose</i>	<i>% fully vaccinated</i>	<i>Precaution dose</i>	<i>Precaution dose (%) *</i>
Alappuzha	29023	27257	94%	15099	56%
Ernakulam	85572	75884	89%	34358	45%
Idukki	13556	13026	96%	6705	52%
Kannur	40390	37571	93%	19849	53%
Kasaragod	11611	10826	93%	5210	48%
Kollam	36043	33843	94%	16712	50%
Kottayam	38708	36342	94%	18482	51%
Kozhikode	52736	47981	91%	19986	42%
Malappuram	44835	42027	94%	19776	47%
Palakkad	34677	32045	92%	16989	53%
Pathanamthitta	29338	25113	86%	13088	52%
Thiruvananthapuram	73435	66451	90%	29983	45%
Thrissur	51910	49226	95%	29066	59%
Wayanad	13980	13300	95%	7065	53%
Grand Total	555814	510892	92%	252368	50%

1st Dose coverage for HCW is 100%

*Proportion of beneficiaries who are eligible (completed 9 months after 2nd dose)

TABLE4. Frontline workers Coverage as on 13/08/2022 midnight

<i>DISTRICT</i>	<i>1st dose</i>	<i>2nd Dose</i>	<i>% fully vaccinated</i>	<i>Precaution dose</i>	<i>Precaution dose(%) *</i>
Alappuzha	39132	36777	94%	14934	41%
Ernakulam	54937	50383	92%	20224	40%
Idukki	22997	21367	93%	6471	30%
Kannur	41386	39988	97%	14268	36%
Kasaragod	24615	22505	91%	6858	31%
Kollam	42237	38882	92%	12021	31%
Kottayam	32142	30619	95%	12252	40%
Kozhikode	55275	52587	95%	11008	21%
Malappuram	53922	51317	95%	15696	31%
Palakkad	48097	45579	95%	18878	42%
Pathanamthitta	25252	22558	89%	8065	36%
Thiruvananthapuram	73013	67689	93%	26544	39%
Thrissur	41911	40761	97%	20929	51%
Wayanad	17022	16102	95%	4654	29%
Grand Total	571938	537114	94%	192802	36%

1st Dose coverage for FLW is 100%

*Proportion of beneficiaries who are eligible (completed 9 months after 2nd dose)

TABLE5.Age-Appropriate Group (45-59 Years) Coverage as on 13/08/2022 midnight

Table 5: Age appropriate group (45-59 years) coverage							
45-59 years Coverage as on		14/08/2022		at 12 AM			
District	Target	1st Dose Coverage	Percentage	2nd Dose Coverage	Percentage fully vaccinated	Precaution dose	%
Alappuzha	535436	439184	82%	417082	78%	31036	8%
Ernakulam	809349	784037	97%	704654	87%	36484	5%
Idukki	237564	247048	104%	219578	92%	8729	4%
Kannur	527295	516096	98%	481333	91%	20266	4%
Kasaragod	253027	252367	100%	224492	89%	5595	3%
Kollam	541201	560347	104%	503924	93%	25352	5%
Kottayam	478470	414329	87%	375802	79%	15815	4%
Kozhikode	658949	655586	99%	583331	89%	21772	4%
Malappuram	733338	723435	99%	631483	86%	21999	4%
Palakkad	614226	547425	89%	501543	82%	30446	6%
Pathanamthitta	264372	281973	107%	252208	95%	15347	6%
Thiruvananthapuram	735836	682008	93%	615037	84%	34338	6%
Thrissur	689418	664359	96%	627435	91%	64074	10%
Wayanad	170537	177178	104%	164414	96%	5535	3%
Grand Total	7249018	69,45,372	96%	63,02,316	87%	336788	5%

TABLE6.Age-Appropriate Group (≥60 Years) Coverage as on 13/08/2022midnight

Table 6: Age appropriate group (≥ 60 years) coverage							
≥ 60 years Coverage as on		14/08/2022		at 12 AM			
District	Target	1st Dose Coverage	Percentage	2nd Dose Coverage	Percentage fully vaccinated	Precaution dose	%
Alappuzha	424565	429234	101%	401632	95%	156331	39%
Ernakulam	673885	676671	100%	622300	92%	201835	33%
Idukki	193981	194635	100%	173461	89%	39434	23%
Kannur	438602	444620	101%	413289	94%	120317	29%
Kasaragod	182460	181753	100%	160564	88%	37316	23%
Kollam	497558	499712	100%	456120	92%	137815	31%
Kottayam	418008	419891	100%	385081	92%	122867	32%
Kozhikode	526896	529439	100%	480916	91%	115715	24%
Malappuram	477642	488308	102%	435683	91%	89135	21%
Palakkad	437708	439932	101%	402923	92%	128670	32%
Pathanamthitta	311297	312417	100%	281192	90%	119489	43%
Thiruvananthapuram	630465	633281	100%	572506	91%	187868	33%
Thrissur	581781	588458	101%	559411	96%	220856	40%
Wayanad	128009	128337	100%	114594	90%	31171	27%
Grand Total	5922857	59,66,688	101%	54,59,672	92%	17,08,819	32%

TABLE 6. Age-Appropriate Group (18-44 Years) Coverage as on 13/08/2022 midnight

18-44 years Coverage as on 14/08/2022 at 12 AM							
District	Target	First Dose					
		1st Dose Coverage	Percentage	2nd Dose Coverage	Percentage fully vaccinated	Precaution dose	%
Alappuzha	744178	670806	90%	637663	86%	25769	4%
Ernakulam	1470864	1513378	103%	1243553	85%	42257	4%
Idukki	437537	420068	96%	336825	77%	8500	3%
Kannur	947964	966824	102%	837955	88%	16450	2%
Kasaragod	556876	502539	90%	413669	74%	5438	1%
Kollam	1054752	934119	89%	800379	76%	21523	3%
Kottayam	665544	656623	99%	573328	86%	13888	3%
Kozhikode	1313678	1225149	93%	979752	75%	17993	2%
Malappuram	1777378	1834334	103%	1406506	79%	19505	2%
Palakkad	1088327	1087987	100%	925382	85%	25855	3%
Pathanamthitta	460819	443949	96%	360217	78%	12488	4%
Thiruvananthapuram	1309099	1250803	96%	1072779	82%	35303	4%
Thrissur	1274465	1099653	86%	1036737	81%	54382	6%
Wayanad	361152	354953	98%	303882	84%	4538	2%
Grand Total	13462633	1,29,61,185	96%	1,09,28,627	81%	303889	3%
*Among those who have taken first dose							

TABLE 7. Age-Appropriate Group (15-17 Years) Coverage as on 13/08/2022 midnight

15-17 years Coverage as on 14/08/2022 at 12 AM					
District	Target	1st Dose Coverage	Percentage	2nd Dose Coverage	Percentage fully vaccinated
Alappuzha	80832	80168	99%	67124	83%
Ernakulam	140530	120840	86%	94408	67%
Idukki	51339	39089	76%	31483	61%
Kannur	97722	102896	105%	77283	79%
Kasaragod	60496	52990	88%	36857	61%
Kollam	105234	100039	95%	75604	72%
Kottayam	85400	72125	84%	56653	66%
Kozhikode	143028	115734	81%	66931	47%
Malappuram	241212	195160	81%	98245	41%
Palakkad	132742	119715	90%	90185	68%
Pathanamthitta	48854	40820	84%	33199	68%
Thiruvananthapuram	145238	114523	79%	82521	57%
Thrissur	123540	126292	102%	101342	82%
Wayanad	29245	37286	127%	26712	91%
Grand Total	15,34,000	13,17,677	86%	9,38,547	61%

Table 8: Age appropriate group (12-14 years) Coverage as on 13/08/2022 midnight

12-14 years Coverage as on 14/08/2022 at 12 AM					
District	Target	1st Dose Coverage	Percentage	2nd Dose Coverage	Percentage fully vaccinated
Alappuzha	43284	51216	118%	38691	89%
Ernakulam	90244	76743	85%	49578	55%
Idukki	29672	24366	82%	16079	54%
Kannur	89079	59737	67%	38183	43%
Kasaragod	39968	32748	82%	19252	48%
Kollam	69984	58151	83%	36307	52%
Kottayam	55571	46002	83%	31213	56%
Kozhikode	103644	66921	65%	28965	28%
Malappuram	159652	119681	75%	37721	24%
Palakkad	75249	64212	85%	35086	47%
Pathanamthitta	33203	23611	71%	17261	52%
Thiruvananthapuram	93804	70532	75%	48545	52%
Thrissur	99789	76225	76%	57380	58%
Wayanad	27857	21721	78%	13112	47%
Grand Total	10,11,000	7,91,866	78%	4,67,373	46%

TABLE9.State Summary (18+) as on 13/08/2022 midnight

State Summary (18+) 14/08/2022 at 12 AM							
District	Target	First Dose	Percentage	Second Dose	Percentage*	Precaution Dose	Percentage
Alappuzha	1704179	1607379	94%	1520411	89%	243169	17%
Ernakulam	2954098	3114595	105%	2696774	91%	335158	13%
Idukki	869082	898304	103%	764257	88%	69839	9%
Kannur	1913861	2009316	105%	1810136	95%	191150	11%
Kasaragod	992363	972885	98%	832056	84%	60417	8%
Kollam	2093511	2072458	99%	1833148	88%	213423	12%
Kottayam	1562022	1561693	100%	1401172	90%	183304	14%
Kozhikode	2499523	2518185	101%	2144567	86%	186474	9%
Malappuram	2988358	3144834	105%	2567016	86%	166111	7%
Palakkad	2140261	2158118	101%	1907472	89%	220838	12%
Pathanamthitta	1036488	1092929	105%	941288	91%	168477	18%
Thiruvananthapuram	2675400	2712540	101%	2394462	89%	314036	14%
Thrissur	2545664	2446291	96%	2313570	91%	389307	18%
Wayanad	659698	691470	105%	612292	93%	52963	9%
Grand Total	2,66,34,508	2,70,00,997	101%	2,37,38,621	89%	2794666	12%

*Revised target population(> 18 years) as per MOHFW is 2.67 crores

*As per letter from Additional Secretary MOHFW- D O No 2317579/2021/Imm dated 15/09/2021

TABLE 10. Achievement for the day 13/08/2022 midnight

Daily achievement		13/08/2022		
District	First Dose	Second Dose	Precaution dose	Total Doses Administered
Alappuzha	83	306	2100	2489
Ernakulam	83	377	462	922
Idukki	4	26	65	95
Kannur	24	62	244	330
Kasaragod	39	68	187	294
Kollam	63	178	321	562
Kottayam	104	488	367	959
Kozhikode	72	208	574	854
Malappuram	88	264	851	1203
Palakkad	10	61	683	754
Pathanamthitta	30	72	99	201
Thiruvananthapuram	179	617	176	972
Thrissur	499	962	5900	7361
Wayanad	12	61	330	403
Grand Total	1290	3750	12359	17399

** Vaccine stock details couldn't be downloaded from e-VIN portal as the portal is down.

TABLE11.COVID Vaccination related sites

support@cowin.gov.in https://www.cowin.gov.in/home https://dashboard.kerala.gov.in/ https://dhs.kerala.gov.in/https://aogyakeralam.gov.in/https://sha.kerala.gov.in/

TABLE10.COVID Vaccination related Helpline numbers

National/State/District	Line1	Line2	Line3
National Helpline	1075	+91 1123978046	0120 4473222
Disha	1056	04712552056	
StateCallCenter	04712309251	04712309252	04712309255
Thiruvananthapuram	9188610100	1077	
Kollam	04742797609	8589015556	
Pathanamthitta	04682222515	04682228220	
Alappuzha	04772239999		
Kottayam	04812565200	04812304800	04812581900
Idukki	18004255640	04862232220	04862233118
Ernakulam	9072303861		
Thrissur	9400066921	9400066922	9400066923
Palakkad	04912505264	04912505189	8943341439
Malappuram	04832733253	04832737858	04832733252
Kozhikode	7594001442		
Wayanad	04936202343	04936202375	9072510900
Kannur	04972700194		
Kasargod	9061076590	9061079244	9061078026