



കേരള സർക്കാർ

[www.health.kerala.gov.in](http://www.health.kerala.gov.in)

**COVID-19 OUTBREAK CONTROL AND PREVENTION STATE CELL  
HEALTH&FAMILY WELFARE DEPARTMENT  
Govt of Kerala**

[controlroomdhskerala@gmail.com](mailto:controlroomdhskerala@gmail.com)

[www.dhs.kerala.gov.in](http://www.dhs.kerala.gov.in)

**Kerala HEALTH-COVID-19 DAILY VACCINATION BULLETIN**

**Date: 15/08/2022**

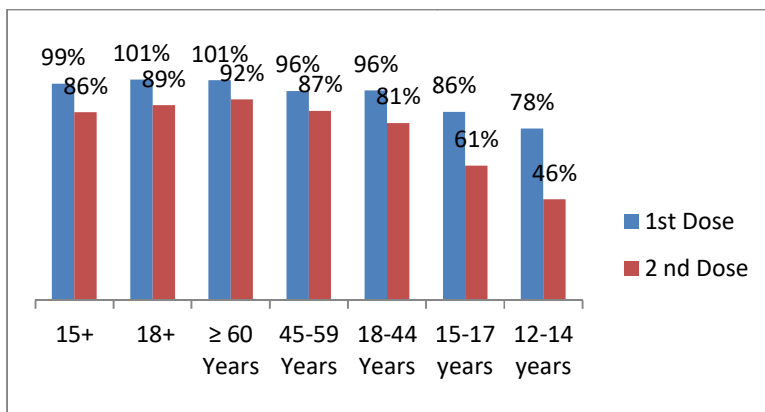
**OUR HEALTH OUR RESPONSIBILITY  
VACCINE ADVISORY**

- *People who are vaccinated with Covid Vaccine are reported to have reduced Covid related ICU admissions, serious disease and death.*
- *Early vaccination is useful to safeguard our life from this deadly disease.*
- *Vaccination sessions are planned as per the availability of vaccine. All are requested to cooperate.*
- *After receiving the first dose, second dose of Covishield vaccine is to be taken between 12–16weeks and second dose of Covaxin between 4-6 weeks.*
- *Covid vaccination is currently available to all above 12years. Children in 12-14 age group will get Corbevax and Children in 15-18 age group will get Covaxin.*
- *All person above 18 years will get precaution dose after 9 months or 39 weeks from the second dose. Health Staffs, Frontline workers and people above 60 years will get precaution dose free of cost from government CVC and others will get precaution dose from private CVC at the rate fixed by the Government . The Same vaccine administered as first and second dose is to be taken as precaution dose. People above 60 years with co-morbidities should take medical advice before receiving precaution dose.*
- *Vaccination is available free of cost in all Government covid vaccination centers, and at a nominal rate (as per the Gol order F.No.2079203/2021/Immunization) in selected private Hospitals.*
- **ENSURE ALL YOUR ELIGIBLE FAMILY MEMBERS ARE PROTECTED BY RECEIVING ANY OF THE AVAILABLE COVID VACCINE.**
- **“COVAXIN, COVISHIELD AND CORBEVAX ARE EQUALLY EFFECTIVE AND SAFE”**
- **“BE FULLY PROTECTED – GET THE SECOND DOSE AND PRECAUTION DOSE AT YOUR SCHEDULED TIME”**

### ANALYSIS

COVID-19 mass vaccinations are showing signs of preventing illness and steep decline in cases and hospital admissions in countries which done vaccination. Kerala started its vaccination for health care workers from January 16, 2021. The COVID-19 Vaccines Operational Guidelines issued by the Ministry of Health and Family Welfare, Govt. of India, 28th December 2020 and all subsequent Guidelines issued by Ministry of Health and Family Welfare, Govt of India are followed at the sites and all vaccination lanes

### Summary of COVID Vaccine Administered as on 15/08/2022 midnight




**99%** of eligible population vaccinated with a single dose till August 15

**86%** of eligible population vaccinated with double dose till August 15

State has vaccinated about **86%** of children aged 15 - 17 years with a single dose

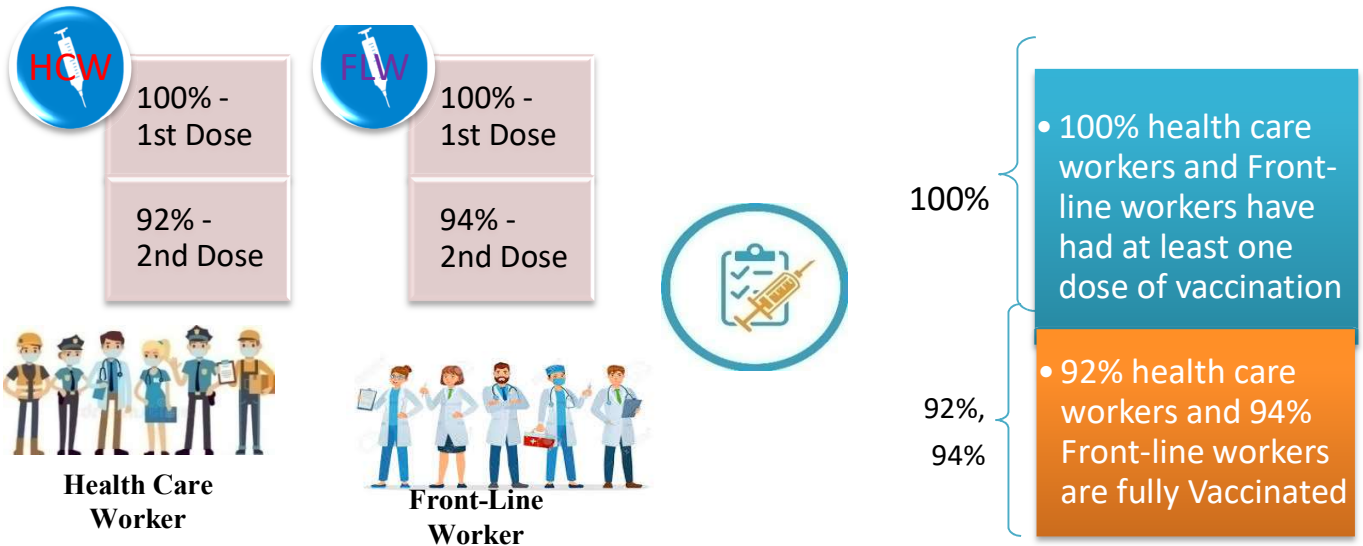
### Time Line of Vaccination Coverage



Kerala began administration of COVID 19 Vaccines on 16<sup>th</sup> January, 2021. As of 15th August 2022, Kerala has administered over 55 million doses overall, including first and second doses of vaccines.


**Over 99 per cent of the eligible population (15 + years) in Kerala has been administered the first dose of the Covid-19 vaccine. The state has achieved the target within 510 days since the beginning of the vaccination drive on January 16, 2021**

## Health Care Workers & Front-line Workers Vaccinated



### Are You Vaccinated? You Still Need to Practice: SMS

- Even after vaccination, follow COVID appropriate behavior
- Practice Social Distancing and greet without physical contact
- Always wear clean face mask
- Wash your hands thoroughly and frequently or use hand sanitizer
- Follow the current COVID 19 guidelines to prevent further spread
- Stay Safe. Stay Strong. Get Vaccinated



Even After Getting Vaccinated Keep Taking Precautions to Protect Your Self



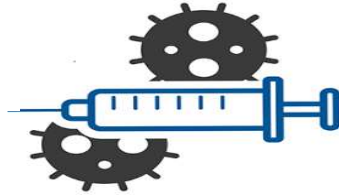
# The Race Towards Full Vaccination - Weekly Trend

30<sup>th</sup> July – 5<sup>th</sup> Aug, 2022

Kerala Administered over

## 1.87 Lakh

COVID Vaccine Doses during 30<sup>th</sup> July to 5<sup>th</sup> Aug, 2022



From 30<sup>th</sup> July to 5<sup>th</sup> Aug, 2022 on average

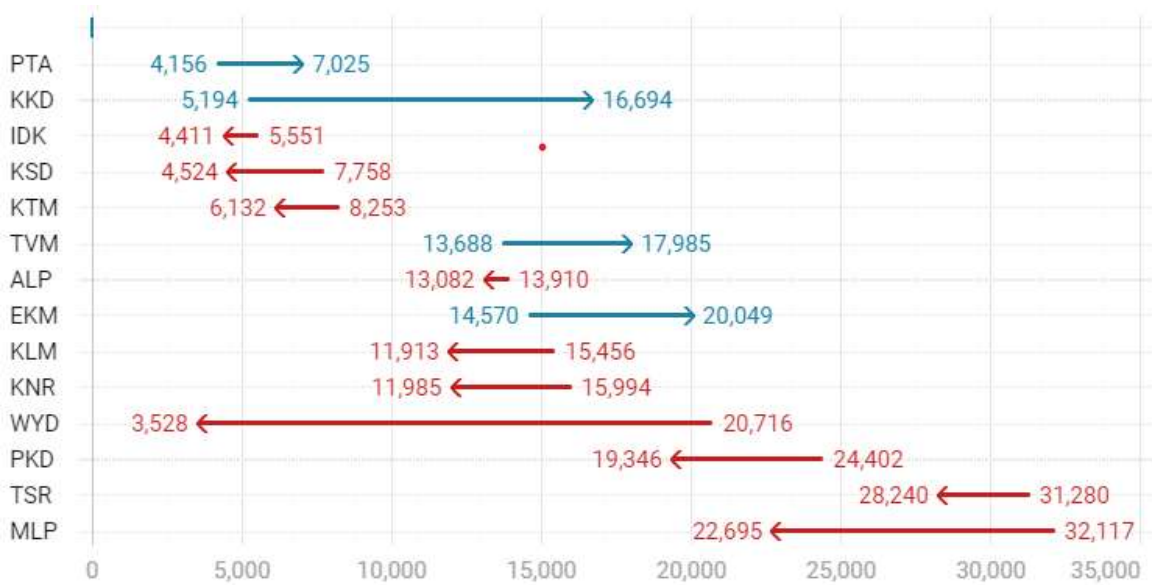
## 0.27 lakh

doses were administered daily.

Average Doses Administered Per day per week (in 1000)



Trend in average per day vaccination (in 1000) for the last two weeks

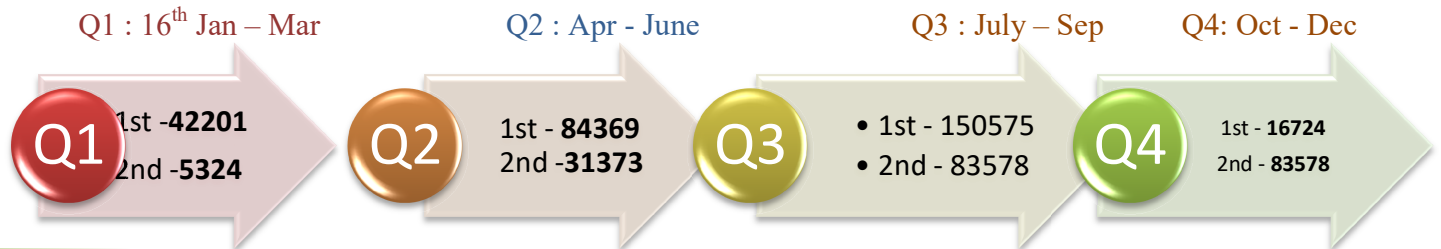


# Race Against Time – Vaccination Quarterly Status

(Q1:16<sup>th</sup> Jan-Mar, Q2: Apr-June, Q3: July-Sep, Q4: Oct - Dec)

## Daily Average Doses Administered per Quarter

In the first Quarter, only 42201 first doses and 5324 second doses were administered daily on average. During the second, third and fourth quarters, the daily vaccination of the first and second doses increased significantly.



## Vaccination Achievement per Quarter

In the third quarter of the immunization drive, 52% of the eligible population (18 + age) in Kerala were given the first dose and 29% the second dose.

## Dose Progression

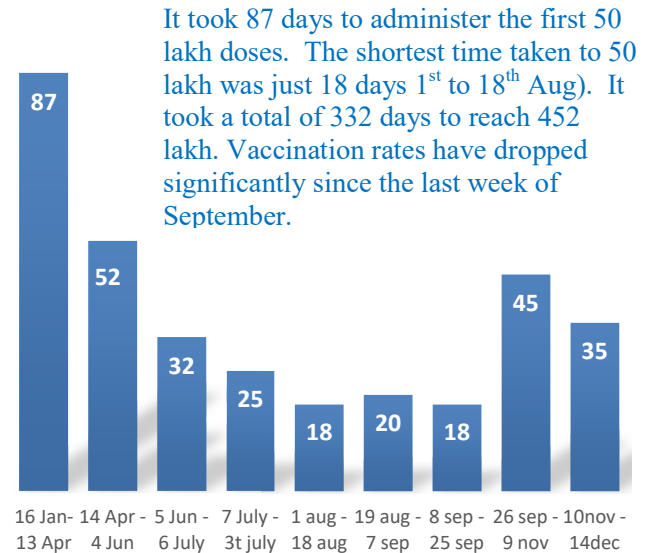
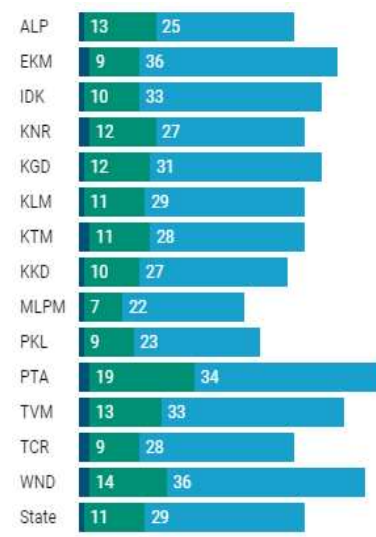
The chart shows the days taken for total COVID-19 Vaccination doses (both first and second) in Kerala to cross every 50 lakh dose mark.

■ Q1 ■ Q2 ■ Q3

### First Dose



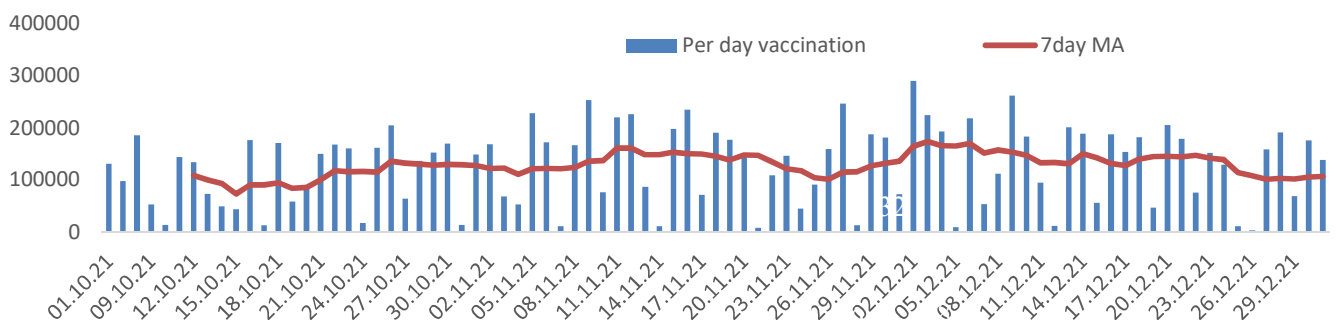
### Second Dose



It took 87 days to administer the first 50 lakh doses. The shortest time taken to 50 lakh was just 18 days 1<sup>st</sup> to 18<sup>th</sup> Aug). It took a total of 332 days to reach 452 lakh. Vaccination rates have dropped significantly since the last week of September.

## Vaccine Administered per Day and 7 days Moving Average in Last Quarter (Oct -Dec)

The seven-day moving average of daily doses in the last quarter showed a peak on December 2<sup>nd</sup> and continued to fluctuate thereafter



## Important Message to the Public

- a. *Infection or infection rate is only a part and disease manifestation of disease is to be monitored*
- b. *Fatality among vaccinated people is very less. Disease severity among vaccinated people is less.*
- c. *People with comorbidity should be careful. Once detected covid positive they should get admitted and do not stay at home.*
- d. *Death in covid positive cases are among unvaccinated people, especially having comorbidities like Diabetes and Hypertension*
- e. *Late arrival to hospitals is one of the reason for Death among people with comorbidities*
- f. *Vaccinated people, only if symptomatic are advised to consult Doctor.*
- g. *Non Vaccinated people, if symptomatic, may do RTPCR test*
- h. *Antigen testing is only for emergency purpose*
- i. *Non vaccinated people with co-morbidities to do testing by RTPCR and consult doctor*
- j. *Repeat RTPCR is not needed among the people who are detected COVID positive in the previous 2 months*
- k. *All young person detected positive and at home isolation should do glucose test*



TABLE1.Total Vaccination done in the State as on 15/08/2022 midnight

State Summary (15+ years)-Total doses administered till 16/08/2022 at 12 AM								
District	Target	First Dose	Percent age	Second Dose	Percentage*	Precaution Dose	Percentage	Total doses administered
Alappuzha	1829568	1738772	95%	1626262	89%	243909	17%	36,08,943
Ernakulam	3217878	3312186	104%	2840819	89%	335412	13%	64,88,417
Idukki	950762	961759	101%	811821	85%	69844	9%	18,43,424
Kannur	2100307	2171954	103%	1925627	92%	191205	11%	42,88,786
Kasaragod	1092141	1058626	97%	888171	81%	60461	8%	20,07,258
Kollam	2268371	2230665	98%	1945080	86%	213682	12%	43,89,427
Kottayam	1704500	1679822	99%	1489039	87%	183327	14%	33,52,188
Kozhikode	2746273	2700886	98%	2240640	82%	187957	9%	51,29,483
Malappuram	3386535	3459713	102%	2703126	80%	166832	7%	63,29,671
Palakkad	2349082	2342056	100%	2032778	87%	222574	12%	45,97,408
Pathanamthitta	1118564	1157363	103%	991749	89%	168596	18%	23,17,708
Thiruvananthapuram	2914006	2897660	99%	2525717	87%	316050	14%	57,39,427
Thrissur	2767777	2648836	96%	2472450	89%	393350	18%	55,14,636
Wayanad	716933	750477	105%	652120	91%	53021	9%	14,55,618
<b>Grand Total</b>	<b>29,162,697</b>	<b>2,91,10,775</b>	<b>99%</b>	<b>2,51,45,399</b>	<b>86%</b>	<b>28,06,220</b>	<b>12%</b>	<b>5,70,62,394</b>

TABLE2.Covid-19 Vaccination Center Functional in the State as on 15/08/2022 midnight(16/08/2022 12AM)

DISTRICTS	12+	15+	18+	Total
Alappuzha	0	0	3	3
Ernakulam	0	1	4	5
Idukki	0	0	0	0
Kannur	0	0	2	2
Kasaragod	0	0	1	1
Kollam	0	0	3	3
Kottayam	0	0	1	1
Kozhikode	0	0	3	3
Malappuram	0	0	0	0
Palakkad	0	0	2	2
Pathanamthitta	0	0	0	0
Thiruvananthapuram	3	3	9	15
Thrissur	0	1	9	10
Wayanad	0	0	0	0
<b>GrandTotal</b>	<b>3</b>	<b>5</b>	<b>37</b>	<b>45</b>

TABLE3. Health Care Workers Coverage as on 15/08/2022 midnight

<i>DISTRICT</i>	<i>1st DOSE</i>	<i>2nd Dose</i>	<i>% fully vaccinated</i>	<i>Precaution dose</i>	<i>Precaution dose (%) *</i>
<b>Alappuzha</b>	29023	27257	94%	15105	56%
<b>Ernakulam</b>	85572	75884	89%	34360	45%
<b>Idukki</b>	13556	13026	96%	6705	52%
<b>Kannur</b>	40390	37571	93%	19850	53%
<b>Kasaragod</b>	11611	10826	93%	5215	48%
<b>Kollam</b>	36043	33843	94%	16717	50%
<b>Kottayam</b>	38708	36342	94%	18483	51%
<b>Kozhikode</b>	52736	47981	91%	20018	42%
<b>Malappuram</b>	44835	42028	94%	19785	47%
<b>Palakkad</b>	34677	32046	92%	17001	53%
<b>Pathanamthitta</b>	29338	25113	86%	13089	52%
<b>Thiruvananthapuram</b>	73435	66453	90%	30040	45%
<b>Thrissur</b>	51910	49227	95%	29108	59%
<b>Wayanad</b>	13980	13300	95%	7070	53%
<b>Grand Total</b>	<b>555814</b>	<b>510897</b>	<b>92%</b>	<b>252546</b>	<b>50%</b>

1st Dose coverage for HCW is 100%

\*Proportion of beneficiaries who are eligible ( completed 9 months after 2nd dose )

TABLE4. Frontline workers Coverage as on 15/08/2022 midnight

<i>DISTRICT</i>	<i>1st dose</i>	<i>2nd Dose</i>	<i>% fully vaccinated</i>	<i>Precaution dose</i>	<i>Precaution dose(%) *</i>
<b>Alappuzha</b>	39133	36777	94%	14946	41%
<b>Ernakulam</b>	54937	50384	92%	20226	40%
<b>Idukki</b>	22997	21367	93%	6471	30%
<b>Kannur</b>	41386	39988	97%	14270	36%
<b>Kasaragod</b>	24615	22505	91%	6858	31%
<b>Kollam</b>	42237	38882	92%	12033	31%
<b>Kottayam</b>	32142	30619	95%	12250	40%
<b>Kozhikode</b>	55275	52589	95%	11035	21%
<b>Malappuram</b>	53922	51317	95%	15708	31%
<b>Palakkad</b>	48097	45579	95%	18908	42%
<b>Pathanamthitta</b>	25252	22558	89%	8068	36%
<b>Thiruvananthapuram</b>	73013	67691	93%	26597	39%
<b>Thrissur</b>	41911	40761	97%	20962	52%
<b>Wayanad</b>	17022	16102	95%	4654	29%
<b>Grand Total</b>	<b>571939</b>	<b>537119</b>	<b>94%</b>	<b>192986</b>	<b>36%</b>

1st Dose coverage for FLW is 100%

\*Proportion of beneficiaries who are eligible ( completed 9 months after 2nd dose )



TABLE5.Age-Appropriate Group (45-59 Years) Coverage as on 15/08/2022 midnight

Table 5: Age appropriate group (45-59 years) coverage							
45-59 years Coverage as on		16/08/2022		at 12 AM			
District	Target	1st Dose Coverage	Percentage	2nd Dose Coverage	Percentage fully vaccinated	Precaution dose	%
Alappuzha	535436	439185	82%	417086	78%	31300	8%
Ernakulam	809349	784037	97%	704658	87%	36533	5%
Idukki	237564	247048	104%	219578	92%	8729	4%
Kannur	527295	516097	98%	481336	91%	20278	4%
Kasaragod	253027	252367	100%	224493	89%	5603	3%
Kollam	541201	560350	104%	503927	93%	25433	5%
Kottayam	478470	414330	87%	375802	79%	15816	4%
Kozhikode	658949	655592	99%	583354	89%	22372	4%
Malappuram	733338	723440	99%	631497	86%	22295	4%
Palakkad	614226	547428	89%	501546	82%	31069	6%
Pathanamthitta	264372	281973	107%	252208	95%	15398	6%
Thiruvananthapuram	735836	682015	93%	615048	84%	35059	6%
Thrissur	689418	664363	96%	627453	91%	65635	11%
Wayanad	170537	177178	104%	164414	96%	5557	3%
<b>Grand Total</b>	<b>7249018</b>	<b>69,45,403</b>	<b>96%</b>	<b>63,02,400</b>	<b>87%</b>	<b>341077</b>	<b>6%</b>

TABLE6.Age-Appropriate Group (≥60 Years) Coverage as on 15/08/2022midnight

Table 6: Age appropriate group (≥ 60 years) coverage							
≥ 60 years Coverage as on		16/08/2022		at 12 AM			
District	Target	1st Dose Coverage	Percentage	2nd Dose Coverage	Percentage fully vaccinated	Precaution dose	%
Alappuzha	424565	429234	101%	401635	95%	156475	39%
Ernakulam	673885	676671	100%	622301	92%	201863	33%
Idukki	193981	194635	100%	173461	89%	39435	23%
Kannur	438602	444620	101%	413292	94%	120326	29%
Kasaragod	182460	181753	100%	160564	88%	37323	23%
Kollam	497558	499713	100%	456121	92%	137859	31%
Kottayam	418008	419891	100%	385081	92%	122869	32%
Kozhikode	526896	529442	100%	480930	91%	116004	24%
Malappuram	477642	488310	102%	435688	91%	89249	21%
Palakkad	437708	439932	101%	402923	92%	128791	32%
Pathanamthitta	311297	312417	100%	281192	90%	119514	43%
Thiruvananthapuram	630465	633284	100%	572517	91%	188105	33%
Thrissur	581781	588460	101%	559430	96%	221541	40%
Wayanad	128009	128337	100%	114594	90%	31176	27%
<b>Grand Total</b>	<b>5922857</b>	<b>59,66,699</b>	<b>101%</b>	<b>54,59,729</b>	<b>92%</b>	<b>17,10,530</b>	<b>32%</b>

TABLE 6. Age-Appropriate Group (18-44 Years) Coverage as on 15/08/2022 midnight

18-44 years Coverage as on 16/08/2022 at 12 AM							
District	Target	First Dose					
		1st Dose Coverage	Percentage	2nd Dose Coverage	Percentage fully vaccinated	Precaution dose	%
Alappuzha	744178	670813	90%	637686	86%	26083	4%
Ernakulam	1470864	1513380	103%	1243579	85%	42430	4%
Idukki	437537	420068	96%	336827	77%	8504	3%
Kannur	947964	966827	102%	837965	88%	16481	2%
Kasaragod	556876	502542	90%	413674	74%	5462	1%
Kollam	1054752	934130	89%	800392	76%	21640	3%
Kottayam	665544	656624	99%	573329	86%	13909	3%
Kozhikode	1313678	1225184	93%	979884	75%	18528	2%
Malappuram	1777378	1834357	103%	1406597	79%	19795	2%
Palakkad	1088327	1087994	100%	925412	85%	26805	3%
Pathanamthitta	460819	443952	96%	360218	78%	12527	4%
Thiruvananthapuram	1309099	1250835	96%	1072879	82%	36249	4%
Thrissur	1274465	1099670	86%	1036856	81%	56104	6%
Wayanad	361152	354953	98%	303886	84%	4564	2%
<b>Grand Total</b>	<b>13462633</b>	<b>1,29,61,329</b>	<b>96%</b>	<b>1,09,29,184</b>	<b>81%</b>	<b>309081</b>	<b>3%</b>
*Among those who have taken first dose							

TABLE 7. Age-Appropriate Group (15-17 Years) Coverage as on 15/08/2022 midnight

15-17 years Coverage as on 16/08/2022 at 12 AM					
District	Target	1st Dose Coverage	Percentage	2nd Dose Coverage	Percentage fully vaccinated
Alappuzha	80832	80168	99%	67124	83%
Ernakulam	140530	120842	86%	94424	67%
Idukki	51339	39089	76%	31483	61%
Kannur	97722	102897	105%	77284	79%
Kasaragod	60496	52990	88%	36857	61%
Kollam	105234	100041	95%	75608	72%
Kottayam	85400	72125	84%	56653	66%
Kozhikode	143028	115736	81%	66937	47%
Malappuram	241212	195163	81%	98255	41%
Palakkad	132742	119716	90%	90186	68%
Pathanamthitta	48854	40820	84%	33199	68%
Thiruvananthapuram	145238	114534	79%	82561	57%
Thrissur	123540	126297	102%	101343	82%
Wayanad	29245	37286	127%	26712	91%
<b>Grand Total</b>	<b>15,34,000</b>	<b>13,17,704</b>	<b>86%</b>	<b>9,38,626</b>	<b>61%</b>

Table 8: Age appropriate group (12-14 years) Coverage as on 15/08/2022 midnight

12-14 years Coverage as on 16/08/2022 at 12 AM					
District	Target	1st Dose Coverage	Percentage	2nd Dose Coverage	Percentage fully vaccinated
Alappuzha	43284	51216	118%	38697	89%
Ernakulam	90244	76747	85%	49589	55%
Idukki	29672	24366	82%	16079	54%
Kannur	89079	59737	67%	38191	43%
Kasaragod	39968	32748	82%	19252	48%
Kollam	69984	58151	83%	36307	52%
Kottayam	55571	46002	83%	31213	56%
Kozhikode	103644	66921	65%	28965	28%
Malappuram	159652	119686	75%	37744	24%
Palakkad	75249	64212	85%	35086	47%
Pathanamthitta	33203	23611	71%	17261	52%
Thiruvananthapuram	93804	70544	75%	48568	52%
Thrissur	99789	76225	76%	57380	58%
Wayanad	27857	21721	78%	13112	47%
<b>Grand Total</b>	<b>10,11,000</b>	<b>7,91,887</b>	<b>78%</b>	<b>4,67,444</b>	<b>46%</b>

TABLE9.State Summary (18+) as on 15/08/2022 midnight

State Summary (18+) 16/08/2022 at 12 AM							
District	Target	First Dose	Percentage	Second Dose	Percentage*	Precaution Dose	Percentage
Alappuzha	1704179	1607388	94%	1520441	89%	243909	17%
Ernakulam	2954098	3114597	105%	2696806	91%	335412	13%
Idukki	869082	898304	103%	764259	88%	69844	9%
Kannur	1913861	2009320	105%	1810152	95%	191205	11%
Kasaragod	992363	972888	98%	832062	84%	60461	8%
Kollam	2093511	2072473	99%	1833165	88%	213682	12%
Kottayam	1562022	1561695	100%	1401173	90%	183327	14%
Kozhikode	2499523	2518229	101%	2144738	86%	187957	9%
Malappuram	2988358	3144864	105%	2567127	86%	166832	7%
Palakkad	2140261	2158128	101%	1907506	89%	222574	12%
Pathanamthitta	1036488	1092932	105%	941289	91%	168596	18%
Thiruvananthapuram	2675400	2712582	101%	2394588	90%	316050	14%
Thrissur	2545664	2446314	96%	2313727	91%	393350	18%
Wayanad	659698	691470	105%	612296	93%	53021	9%
<b>Grand Total</b>	<b>2,66,34,508</b>	<b>2,70,01,184</b>	<b>101%</b>	<b>2,37,39,329</b>	<b>89%</b>	<b>2806220</b>	<b>12%</b>

\*Revised target population(> 18 years) as per MOHFW is 2.67 crores

\*As per letter from Additional Secretary MOHFW- D O No 2317579/2021/Imm dated 15/09/2021

TABLE 10. Achievement for the day 15/08/2022 midnight

Daily achievement		15/08/2022		
District	First Dose	Second Dose	Precaution dose	Total Doses Administered
Alappuzha	9	35	760	804
Ernakulam	6	42	114	162
Idukki	0	2	5	7
Kannur	3	16	34	53
Kasaragod	2	5	44	51
Kollam	16	17	248	281
Kottayam	1	0	20	21
Kozhikode	46	175	1469	1690
Malappuram	37	144	717	898
Palakkad	11	32	1723	1766
Pathanamthitta	3	1	119	123
Thiruvananthapuram	42	115	1745	1902
Thrissur	26	158	4021	4205
Wayanad	0	4	58	62
<b>Grand Total</b>	<b>202</b>	<b>746</b>	<b>11077</b>	<b>12025</b>

\*\* Vaccine stock details couldn't be downloaded from e-VIN portal as the portal is down.

TABLE11.COVID Vaccination related sites

<a href="mailto:support@cowin.gov.in">support@cowin.gov.in</a> <a href="https://www.cowin.gov.in/home">https://www.cowin.gov.in/home</a> <a href="https://dashboard.kerala.gov.in/">https://dashboard.kerala.gov.in/</a> <a href="https://dhs.kerala.gov.in/https://aogyakeralam.gov.in/https://sha.kerala.gov.in/">https://dhs.kerala.gov.in/https://aogyakeralam.gov.in/https://sha.kerala.gov.in/</a>
---

TABLE10.COVID Vaccination related Helpline numbers

National/State/District	Line1	Line2	Line3
National Helpline	1075	+91 1123978046	0120 4473222
Disha	1056	04712552056	
StateCallCenter	04712309251	04712309252	04712309255
Thiruvananthapuram	9188610100	1077	
Kollam	04742797609	8589015556	
Pathanamthitta	04682222515	04682228220	
Alappuzha	04772239999		
Kottayam	04812565200	04812304800	04812581900
Idukki	18004255640	04862232220	04862233118
Ernakulam	9072303861		
Thrissur	9400066921	9400066922	9400066923
Palakkad	04912505264	04912505189	8943341439
Malappuram	04832733253	04832737858	04832733252
Kozhikode	7594001442		
Wayanad	04936202343	04936202375	9072510900
Kannur	04972700194		
Kasargod	9061076590	9061079244	9061078026