



www.health.kerala.gov.in

**COVID-19 OUTBREAK CONTROL AND PREVENTION STATE CELL
HEALTH&FAMILY WELFARE DEPARTMENT
Govt of Kerala**

controlroomdhskerala@gmail.com

www.dhs.kerala.gov.in

Kerala HEALTH-COVID-19 DAILY VACCINATION BULLETIN

Date: 16/08/2022

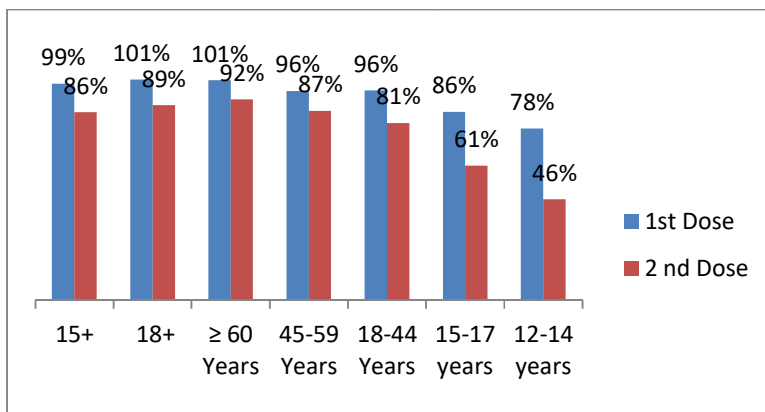
**OUR HEALTH OUR RESPONSIBILITY
VACCINE ADVISORY**

- *People who are vaccinated with Covid Vaccine are reported to have reduced Covid related ICU admissions, serious disease and death.*
- *Early vaccination is useful to safeguard our life from this deadly disease.*
- *Vaccination sessions are planned as per the availability of vaccine. All are requested to cooperate.*
- *After receiving the first dose, second dose of Covishield vaccine is to be taken between 12–16weeks and second dose of Covaxin between 4-6 weeks.*
- *Covid vaccination is currently available to all above 12years. Children in 12-14 age group will get Corbevax and Children in 15-18 age group will get Covaxin.*
- *All person above 18 years will get precaution dose after 9 months or 39 weeks from the second dose. Health Staffs, Frontline workers and people above 60 years will get precaution dose free of cost from government CVC and others will get precaution dose from private CVC at the rate fixed by the Government . The Same vaccine administered as first and second dose is to be taken as precaution dose. People above 60 years with co-morbidities should take medical advice before receiving precaution dose.*
- *Vaccination is available free of cost in all Government covid vaccination centers, and at a nominal rate (as per the Gol order F.No.2079203/2021/Immunization) in selected private Hospitals.*
- **ENSURE ALL YOUR ELIGIBLE FAMILY MEMBERS ARE PROTECTED BY RECEIVING ANY OF THE AVAILABLE COVID VACCINE.**
- **“COVAXIN, COVISHIELD AND CORBEVAX ARE EQUALLY EFFECTIVE AND SAFE”**
- **“BE FULLY PROTECTED – GET THE SECOND DOSE AND PRECAUTION DOSE AT YOUR SCHEDULED TIME”**

ANALYSIS

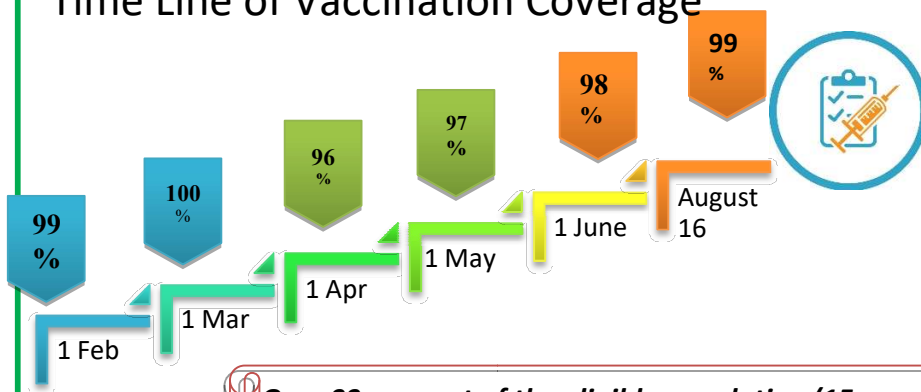
COVID-19 mass vaccinations are showing signs of preventing illness and steep decline in cases and hospital admissions in countries which done vaccination. Kerala started its vaccination for health care workers from January 16, 2021. The COVID-19 Vaccines Operational Guidelines issued by the Ministry of Health and Family Welfare, Govt. of India, 28th December 2020 and all subsequent Guidelines issued by Ministry of Health and Family Welfare, Govt of India are followed at the sites and all vaccination lanes

Summary of COVID Vaccine Administered as on 16/08/2022 midnight



- 99%** of eligible population vaccinated with a single dose till August 16
- 86%** of eligible population vaccinated with double dose till August 16
- State has vaccinated about **86%** of children aged 15 - 17 years with a single dose

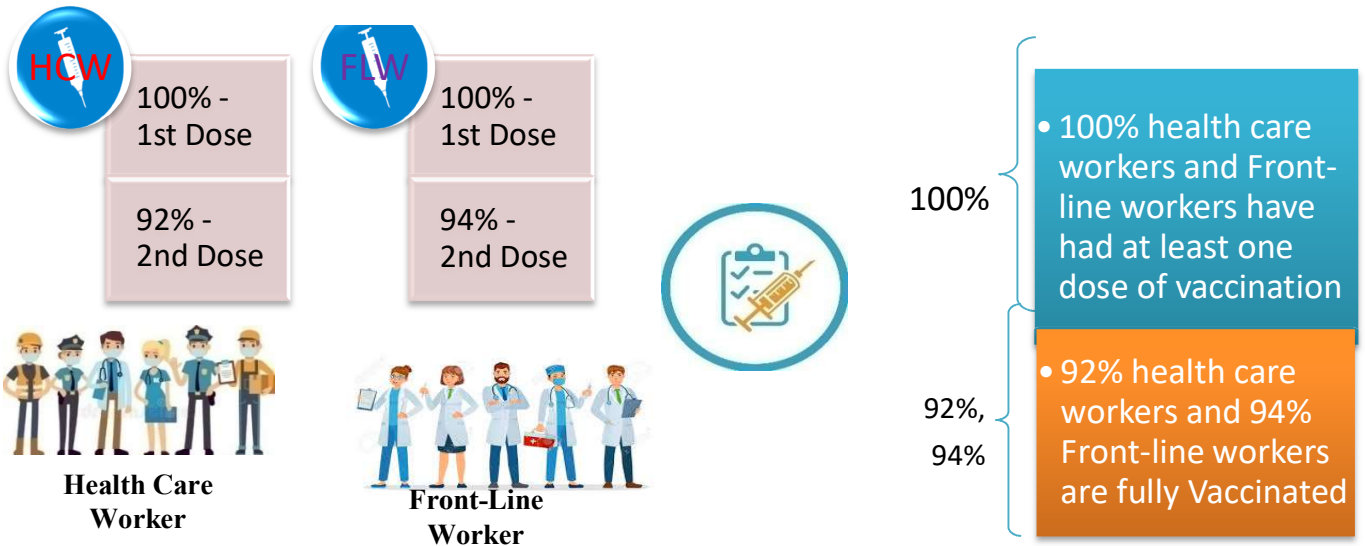
Time Line of Vaccination Coverage



Kerala began administration of COVID 19 Vaccines on 16th January, 2021. As of 16th August 2022, Kerala has administered over 55 million doses overall, including first and second doses of vaccines.


Over 99 per cent of the eligible population (15 + years) in Kerala has been administered the first dose of the Covid-19 vaccine. The state has achieved the target within 510 days since the beginning of the vaccination drive on January 16, 2021

Health Care Workers & Front-line Workers Vaccinated



Are You Vaccinated? You Still Need to Practice: SMS

- Even after vaccination, follow COVID appropriate behavior
- Practice Social Distancing and greet without physical contact
- Always wear clean face mask
- Wash your hands thoroughly and frequently or use hand sanitizer
- Follow the current COVID 19 guidelines to prevent further spread
- Stay Safe. Stay Strong. Get Vaccinated



Even After Getting Vaccinated Keep Taking Precautions to Protect Your Self



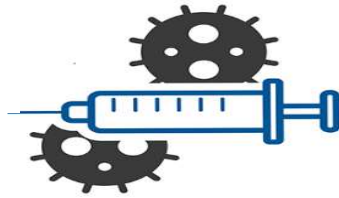
The Race Towards Full Vaccination - Weekly Trend

30th July – 5th Aug, 2022

Kerala Administered over

1.87 Lakh

COVID Vaccine Doses during 30th July to 5th Aug, 2022



From 30th July to 5th Aug, 2022 on average

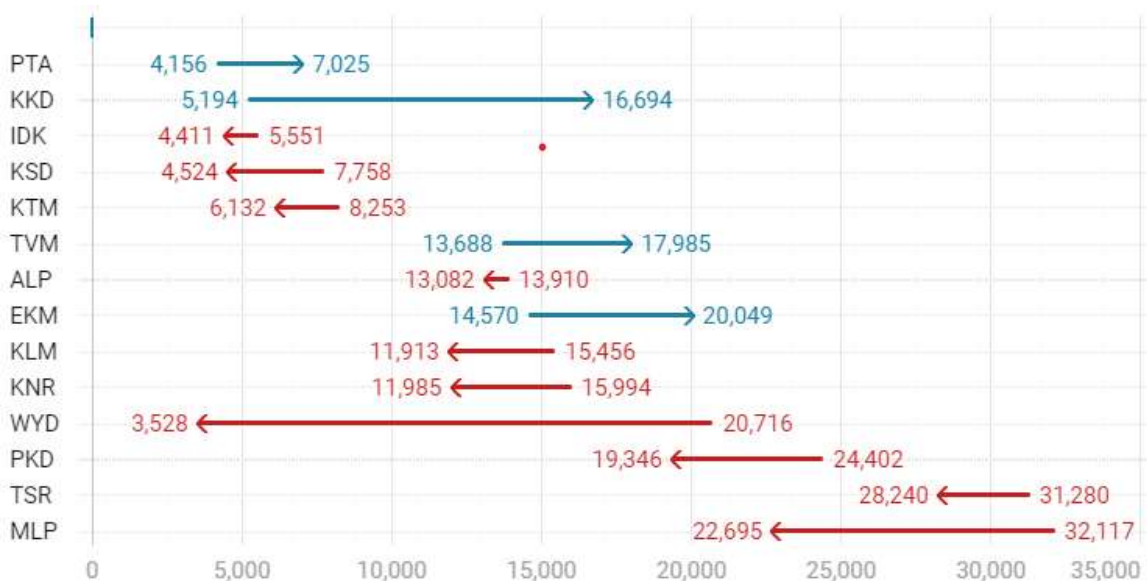
0.27 lakh

doses were administered daily.

Average Doses Administered Per day per week (in 1000)



Trend in average per day vaccination (in 1000) for the last two weeks

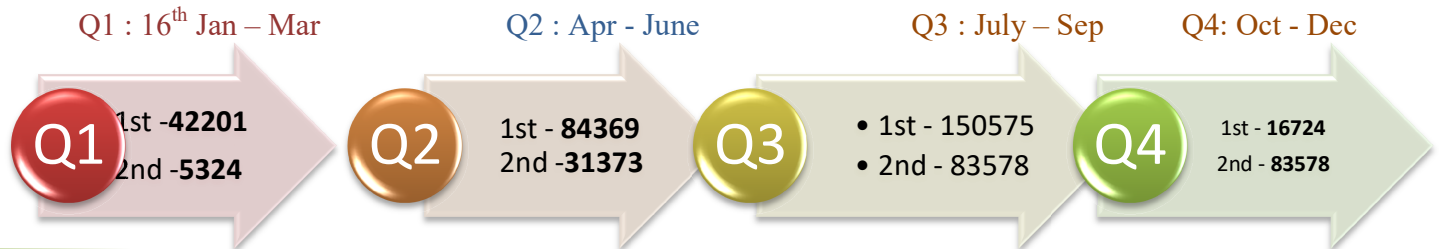


Race Against Time – Vaccination Quarterly Status

(Q1:16th Jan-Mar, Q2: Apr-June, Q3: July-Sep, Q4: Oct - Dec)

Daily Average Doses Administered per Quarter

In the first Quarter, only 42201 first doses and 5324 second doses were administered daily on average. During the second, third and fourth quarters, the daily vaccination of the first and second doses increased significantly.



Vaccination Achievement per Quarter

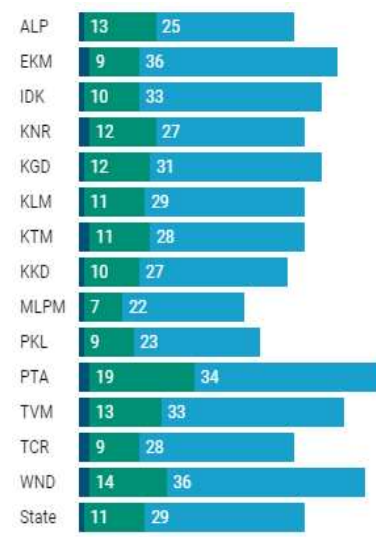
In the third quarter of the immunization drive, 52% of the eligible population (18 + age) in Kerala were given the first dose and 29% the second dose.

■ Q1 ■ Q2 ■ Q3

First Dose

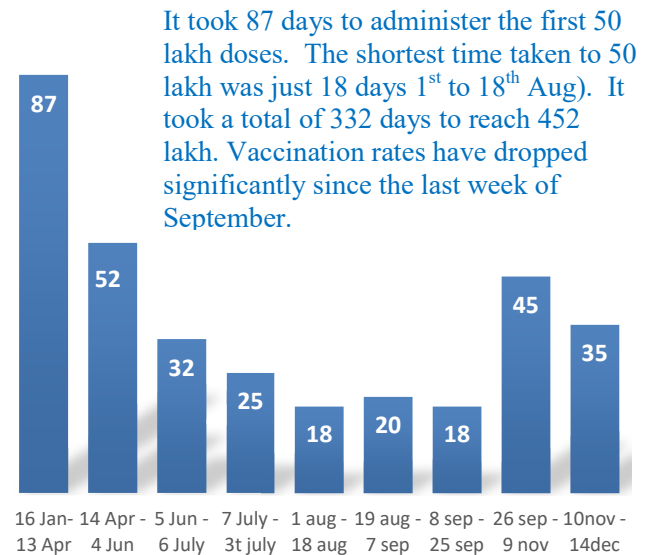


Second Dose



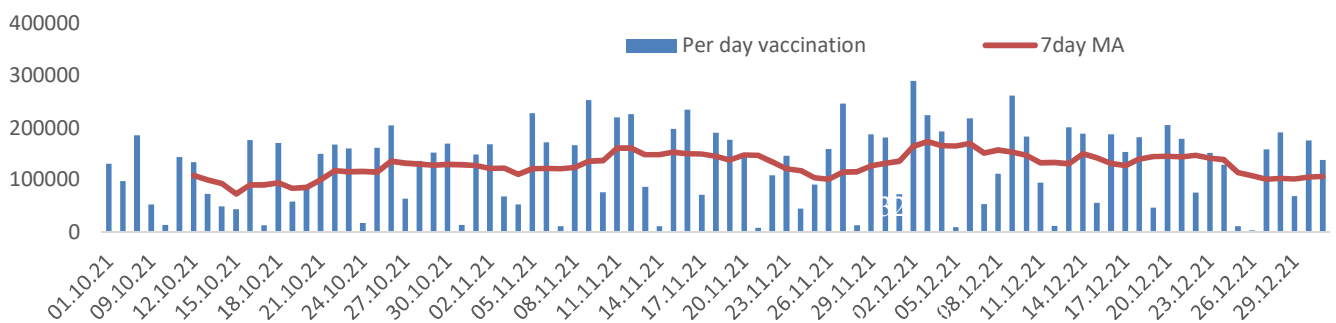
Dose Progression

The chart shows the days taken for total COVID-19 Vaccination doses (both first and second) in Kerala to cross every 50 lakh dose mark



Vaccine Administered per Day and 7 days Moving Average in Last Quarter (Oct -Dec)

The seven-day moving average of daily doses in the last quarter showed a peak on December 2nd and continued to fluctuate thereafter



Important Message to the Public

- a. *Infection or infection rate is only a part and disease manifestation of disease is to be monitored*
- b. *Fatality among vaccinated people is very less. Disease severity among vaccinated people is less.*
- c. *People with comorbidity should be careful. Once detected covid positive they should get admitted and do not stay at home.*
- d. *Death in covid positive cases are among unvaccinated people, especially having comorbidities like Diabetes and Hypertension*
- e. *Late arrival to hospitals is one of the reason for Death among people with comorbidities*
- f. *Vaccinated people, only if symptomatic are advised to consult Doctor.*
- g. *Non Vaccinated people, if symptomatic, may do RTPCR test*
- h. *Antigen testing is only for emergency purpose*
- i. *Non vaccinated people with co-morbidities to do testing by RTPCR and consult doctor*
- j. *Repeat RTPCR is not needed among the people who are detected COVID positive in the previous 2 months*
- k. *All young person detected positive and at home isolation should do glucose test*

TABLE1.Total Vaccination done in the State as on 16/08/2022 midnight

State Summary (15+ years)-Total doses administered till 17/08/2022 at 12 AM								
District	Target	First Dose	Percent age	Second Dose	Percentage*	Precaution Dose	Percentage	Total doses administered
Alappuzha	1829568	1738782	95%	1626300	89%	244652	17%	36,09,734
Ernakulam	3217878	3312430	104%	2841149	89%	336971	13%	64,90,550
Idukki	950762	961774	101%	811858	85%	70040	9%	18,43,672
Kannur	2100307	2171988	103%	1925739	92%	192211	11%	42,89,938
Kasaragod	1092141	1058727	97%	888358	81%	60638	8%	20,07,723
Kollam	2268371	2230699	98%	1945248	86%	215545	12%	43,91,492
Kottayam	1704500	1679869	99%	1489294	87%	185151	14%	33,54,314
Kozhikode	2746273	2700920	98%	2240734	82%	188300	9%	51,29,954
Malappuram	3386535	3459784	102%	2703499	80%	168141	7%	63,31,424
Palakkad	2349082	2342127	100%	2032960	87%	224917	12%	46,00,004
Pathanamthitta	1118564	1157377	103%	991861	89%	170117	19%	23,19,355
Thiruvananthapuram	2914006	2897711	99%	2525914	87%	317907	14%	57,41,532
Thrissur	2767777	2648912	96%	2472757	89%	396345	18%	55,18,014
Wayanad	716933	750637	105%	652270	91%	53060	9%	14,55,967
Grand Total	29,162,697	2,91,11,737	99%	2,51,47,941	86%	28,23,995	12%	5,70,83,673

TABLE2.Covid-19 Vaccination Center Functional in the State as on 16/08/2022 midnight(17/08/2022 12AM)

DISTRICTS	12+	15+	18+	Total
Alappuzha	0	0	8	8
Ernakulam	4	9	59	72
Idukki	2	3	12	17
Kannur	3	5	25	33
Kasaragod	35	23	45	103
Kollam	1	11	47	59
Kottayam	0	0	165	165
Kozhikode	1	3	23	27
Malappuram	8	6	34	48
Palakkad	1	7	35	43
Pathanamthitta	0	9	42	51
Thiruvananthapuram	0	1	125	126
Thrissur	6	79	98	183
Wayanad	3	3	2	8
GrandTotal	64	159	720	943

TABLE3. Health Care Workers Coverage as on 16/08/2022 midnight

<i>DISTRICT</i>	<i>1st DOSE</i>	<i>2nd Dose</i>	<i>% fully vaccinated</i>	<i>Precaution dose</i>	<i>Precaution dose (%) *</i>
Alappuzha	29023	27258	94%	15112	56%
Ernakulam	85572	75886	89%	34387	46%
Idukki	13556	13026	96%	6706	52%
Kannur	40390	37572	93%	19875	53%
Kasaragod	11611	10826	93%	5218	48%
Kollam	36043	33845	94%	16760	50%
Kottayam	38708	36345	94%	18526	51%
Kozhikode	52736	47983	91%	20026	42%
Malappuram	44835	42028	94%	19829	47%
Palakkad	34677	32046	92%	17011	53%
Pathanamthitta	29338	25115	86%	13121	52%
Thiruvananthapuram	73435	66455	90%	30078	45%
Thrissur	51910	49227	95%	29123	59%
Wayanad	13980	13300	95%	7071	53%
Grand Total	555814	510912	92%	252843	50%

1st Dose coverage for HCW is 100%

*Proportion of beneficiaries who are eligible (completed 9 months after 2nd dose)

TABLE4. Frontline workers Coverage as on 16/08/2022 midnight

<i>DISTRICT</i>	<i>1st dose</i>	<i>2nd Dose</i>	<i>% fully vaccinated</i>	<i>Precaution dose</i>	<i>Precaution dose(%) *</i>
Alappuzha	39133	36777	94%	14952	41%
Ernakulam	54937	50384	92%	20246	40%
Idukki	22997	21368	93%	6478	30%
Kannur	41386	39988	97%	14280	36%
Kasaragod	24615	22505	91%	6859	31%
Kollam	42237	38884	92%	12063	31%
Kottayam	32142	30619	95%	12266	40%
Kozhikode	55275	52589	95%	11044	21%
Malappuram	53922	51318	95%	15740	31%
Palakkad	48097	45580	95%	18927	42%
Pathanamthitta	25252	22558	89%	8079	36%
Thiruvananthapuram	73014	67692	93%	26633	39%
Thrissur	41911	40762	97%	20982	52%
Wayanad	17022	16102	95%	4655	29%
Grand Total	571940	537126	94%	193204	36%

1st Dose coverage for FLW is 100%

*Proportion of beneficiaries who are eligible (completed 9 months after 2nd dose)

TABLE5.Age-Appropriate Group (45-59 Years) Coverage as on 16/08/2022 midnight

Table 5: Age appropriate group (45-59 years) coverage							
45-59 years Coverage as on		17/08/2022		at 12 AM			
District	Target	1st Dose Coverage	Percentage	2nd Dose Coverage	Percentage fully vaccinated	Precaution dose	%
Alappuzha	535436	439186	82%	417090	78%	31595	8%
Ernakulam	809349	784043	97%	704669	87%	37088	5%
Idukki	237564	247048	104%	219579	92%	8795	4%
Kannur	527295	516103	98%	481351	91%	20701	4%
Kasaragod	253027	252368	100%	224499	89%	5662	3%
Kollam	541201	560356	104%	503961	93%	26126	5%
Kottayam	478470	414338	87%	375831	79%	16450	4%
Kozhikode	658949	655597	99%	583363	89%	22495	4%
Malappuram	733338	723446	99%	631524	86%	22775	4%
Palakkad	614226	547432	89%	501566	82%	32044	7%
Pathanamthitta	264372	281977	107%	252219	95%	16022	6%
Thiruvananthapuram	735836	682019	93%	615085	84%	35755	6%
Thrissur	689418	664366	96%	627472	91%	66795	11%
Wayanad	170537	177178	104%	164414	96%	5566	3%
Grand Total	7249018	69,45,457	96%	63,02,623	87%	347869	6%

TABLE6.Age-Appropriate Group (≥60 Years) Coverage as on 16/08/2022midnight

Table 6: Age appropriate group (≥ 60 years) coverage							
≥ 60 years Coverage as on		17/08/2022		at 12 AM			
District	Target	1st Dose Coverage	Percentage	2nd Dose Coverage	Percentage fully vaccinated	Precaution dose	%
Alappuzha	424565	429237	101%	401647	95%	156657	39%
Ernakulam	673885	676677	100%	622307	92%	202207	33%
Idukki	193981	194635	100%	173464	89%	39489	23%
Kannur	438602	444621	101%	413299	94%	120504	29%
Kasaragod	182460	181754	100%	160565	88%	37367	23%
Kollam	497558	499717	100%	456132	92%	138244	31%
Kottayam	418008	419895	100%	385100	92%	123360	32%
Kozhikode	526896	529445	100%	480937	91%	116091	24%
Malappuram	477642	488312	102%	435707	91%	89489	21%
Palakkad	437708	439933	101%	402931	92%	129214	33%
Pathanamthitta	311297	312417	100%	281198	90%	119788	43%
Thiruvananthapuram	630465	633290	100%	572532	91%	188521	33%
Thrissur	581781	588462	101%	559443	96%	222105	40%
Wayanad	128009	128338	100%	114594	90%	31178	27%
Grand Total	5922857	59,66,733	101%	54,59,856	92%	17,14,214	32%

TABLE 6. Age-Appropriate Group (18-44 Years) Coverage as on 16/08/2022 midnight

18-44 years Coverage as on 17/08/2022 at 12 AM							
District	Target	First Dose					
		1st Dose Coverage	Percentage	2nd Dose Coverage	Percentage fully vaccinated	Precaution dose	%
Alappuzha	744178	670819	90%	637707	86%	26336	4%
Ernakulam	1470864	1513408	103%	1243713	85%	43043	4%
Idukki	437537	420075	96%	336841	77%	8572	3%
Kannur	947964	966844	102%	838035	88%	16851	2%
Kasaragod	556876	502557	90%	413718	74%	5532	1%
Kollam	1054752	934153	89%	800505	76%	22352	3%
Kottayam	665544	656652	99%	573460	86%	14549	3%
Kozhikode	1313678	1225208	93%	979951	75%	18644	2%
Malappuram	1777378	1834400	103%	1406810	79%	20308	2%
Palakkad	1088327	1088011	100%	925535	85%	27721	3%
Pathanamthitta	460819	443962	96%	360309	78%	13107	4%
Thiruvananthapuram	1309099	1250875	96%	1073018	82%	36920	4%
Thrissur	1274465	1099686	86%	1036959	81%	57340	6%
Wayanad	361152	354955	98%	303894	84%	4590	2%
Grand Total	13462633	1,29,61,605	96%	1,09,30,455	81%	315865	3%
*Among those who have taken first dose							

TABLE 7. Age-Appropriate Group (15-17 Years) Coverage as on 16/08/2022 midnight

15-17 years Coverage as on 17/08/2022 at 12 AM					
District	Target	1st Dose Coverage	Percentage	2nd Dose Coverage	Percentage fully vaccinated
Alappuzha	80832	80168	99%	67124	83%
Ernakulam	140530	120872	86%	94503	67%
Idukki	51339	39092	76%	31496	61%
Kannur	97722	102900	105%	77294	79%
Kasaragod	60496	52994	88%	36872	61%
Kollam	105234	100042	95%	75614	72%
Kottayam	85400	72125	84%	56667	66%
Kozhikode	143028	115738	81%	66946	47%
Malappuram	241212	195173	81%	98283	41%
Palakkad	132742	119725	90%	90211	68%
Pathanamthitta	48854	40820	84%	33201	68%
Thiruvananthapuram	145238	114534	79%	82564	57%
Thrissur	123540	126315	102%	101427	82%
Wayanad	29245	37318	128%	26764	92%
Grand Total	15,34,000	13,17,816	86%	9,38,966	61%

Table 8: Age appropriate group (12-14 years) Coverage as on 16/08/2022 midnight

12-14 years Coverage as on 17/08/2022 at 12 AM					
District	Target	1st Dose Coverage	Percentage	2nd Dose Coverage	Percentage fully vaccinated
Alappuzha	43284	51216	118%	38697	89%
Ernakulam	90244	76921	85%	49687	55%
Idukki	29672	24371	82%	16084	54%
Kannur	89079	59744	67%	38200	43%
Kasaragod	39968	32828	82%	19373	48%
Kollam	69984	58151	83%	36307	52%
Kottayam	55571	46009	83%	31272	56%
Kozhikode	103644	66921	65%	28965	28%
Malappuram	159652	119696	75%	37829	24%
Palakkad	75249	64252	85%	35091	47%
Pathanamthitta	33203	23611	71%	17261	52%
Thiruvananthapuram	93804	70544	75%	48568	52%
Thrissur	99789	76262	76%	57467	58%
Wayanad	27857	21846	78%	13202	47%
Grand Total	10,11,000	7,92,372	78%	4,68,003	46%

TABLE9.State Summary (18+) as on 16/08/2022 midnight

State Summary (18+) 17/08/2022 at 12 AM							
District	Target	First Dose	Percentage	Second Dose	Percentage*	Precaution Dose	Percentage
Alappuzha	1704179	1607398	94%	1520479	89%	244652	17%
Ernakulam	2954098	3114637	105%	2696959	91%	336971	13%
Idukki	869082	898311	103%	764278	88%	70040	9%
Kannur	1913861	2009344	105%	1810245	95%	192211	11%
Kasaragod	992363	972905	98%	832113	84%	60638	8%
Kollam	2093511	2072506	99%	1833327	88%	215545	12%
Kottayam	1562022	1561735	100%	1401355	90%	185151	14%
Kozhikode	2499523	2518261	101%	2144823	86%	188300	9%
Malappuram	2988358	3144915	105%	2567387	86%	168141	7%
Palakkad	2140261	2158150	101%	1907658	89%	224917	12%
Pathanamthitta	1036488	1092946	105%	941399	91%	170117	19%
Thiruvananthapuram	2675400	2712633	101%	2394782	90%	317907	14%
Thrissur	2545664	2446335	96%	2313863	91%	396345	18%
Wayanad	659698	691473	105%	612304	93%	53060	9%
Grand Total	2,66,34,508	2,70,01,549	101%	2,37,40,972	89%	2823995	12%

*Revised target population(> 18 years) as per MOHFW is 2.67 crores

*As per letter from Additional Secretary MOHFW- D O No 2317579/2021/Imm dated 15/09/2021

TABLE 10. Achievement for the day 16/08/2022 midnight

Daily achievement		16/08/2022		
District	First Dose	Second Dose	Precaution dose	Total Doses Administered
Alappuzha	10	38	743	791
Ernakulam	244	327	1523	2094
Idukki	15	37	196	248
Kannur	34	111	1004	1149
Kasaragod	100	187	176	463
Kollam	34	168	1863	2065
Kottayam	47	254	1822	2123
Kozhikode	24	89	340	453
Malappuram	70	370	1301	1741
Palakkad	71	182	2340	2593
Pathanamthitta	14	112	1521	1647
Thiruvananthapuram	51	197	1857	2105
Thrissur	74	304	2947	3325
Wayanad	160	150	39	349
Grand Total	948	2526	17672	21146

** Vaccine stock details couldn't be downloaded from e-VIN portal as the portal is down.

TABLE11.COVID Vaccination related sites

support@cowin.gov.in https://www.cowin.gov.in/home https://dashboard.kerala.gov.in/ https://dhs.kerala.gov.in/https://aogyakeralam.gov.in/https://sha.kerala.gov.in/

TABLE10.COVID Vaccination related Helpline numbers

National/State/District	Line1	Line2	Line3
National Helpline	1075	+91 1123978046	0120 4473222
Disha	1056	04712552056	
StateCallCenter	04712309251	04712309252	04712309255
Thiruvananthapuram	9188610100	1077	
Kollam	04742797609	8589015556	
Pathanamthitta	04682222515	04682228220	
Alappuzha	04772239999		
Kottayam	04812565200	04812304800	04812581900
Idukki	18004255640	04862232220	04862233118
Ernakulam	9072303861		
Thrissur	9400066921	9400066922	9400066923
Palakkad	04912505264	04912505189	8943341439
Malappuram	04832733253	04832737858	04832733252
Kozhikode	7594001442		
Wayanad	04936202343	04936202375	9072510900
Kannur	04972700194		
Kasargod	9061076590	9061079244	9061078026